

EDUCATION PLACEMENT

| | |
|--|-----|
| Enrolled in School | 184 |
| Enrolled in Career & Technical Education | 93 |
| Enrolled in Special Education | 75 |
| GED Certificates Awarded 5 FY 19 | 25 |
| High School Diplomas Awarded 1 FY 19 | 7 |

EDUCATION PLACEMENT WHILE ON PAROLE

| | |
|-----------------------------|----|
| District High School | 16 |
| Charter School | 0 |
| Online School | 2 |
| GED Preparation | 1 |
| Post-Secondary School | 1 |
| Vocational Training | 3 |
| Employment | 5 |

HEALTH SERVICES

| | |
|---------------------------------|-----|
| Hospital Admissions | 1 |
| Intake Medical Screenings | 30 |
| Intake Dental Screenings | 26 |
| Medical Visits | 128 |
| Dental Visits | 45 |
| Nursing Sick Call Visits | 809 |
| Mental Health Visits | 68 |

TREATMENT PROGRAMS

| CORE PROGRAM | MALE | FEMALE | TOTAL |
|--------------|------|--------|-------|
| New Freedom | 193 | 13 | 206 |

SPECIALTY PROGRAMS – Treatment in addition to Core Program

| | | | |
|---------------------|-----------|-----------|-----------|
| Sexual Behavior | 26 | 0 | 26 |
| Mental Health | 9 | 7 | 16 |
| Substance Treatment | 36 | 6 | 42 |
| TOTAL | 71 | 13 | 84 |

RESTORATIVE JUSTICE

| CATEGORY | THIS MONTH | FY 19 TOTAL |
|--------------------------------|------------|-------------|
| Victim Restitution Collected | \$460.28 | \$4,341.68 |
| Victim Notification of Release | 7 | 34 |

COMMITMENT OFFENSES

| CATEGORY | SECURE CARE | PAROLE * |
|------------------------|-------------|-----------|
| Property | 59 | 13 |
| Crimes Against Persons | 80 | 15 |
| Drug Offense | 17 | 4 |
| Public Order | 14 | 1 |
| Other | 29 | 4 |
| Weapons | 7 | 0 |
| OFFENSE TOTALS | 206 | 37 |

LEVEL OF OFFENSE

| CATEGORY | SECURE CARE | PAROLE * |
|-----------------------|-------------|-----------|
| Felony 1 | 0 | 0 |
| Felony 2 | 15 | 4 |
| Felony 3 | 27 | 7 |
| Felony 4 | 29 | 4 |
| Felony 5 | 14 | 1 |
| Felony 6 | 74 | 11 |
| Misdemeanor | 29 | 7 |
| Technical Offense | 18 | 3 |
| OFFENSE TOTALS | 206 | 37 |

REFERRAL COUNT

| CATEGORY | SECURE CARE | PAROLE * |
|------------------------|-------------|-----------|
| 1 - 3 Referrals | 14 | 5 |
| 4 - 6 Referrals | 44 | 6 |
| 7 - 9 Referrals | 37 | 4 |
| 10 - 12 Referrals | 25 | 5 |
| 13 or More Referrals | 86 | 17 |
| REFERRAL TOTALS | 206 | 37 |

* Parole data does not include interstate "in" youth.

RECIDIVISM RATES

Recidivism is classified as a youth's return to custody with the Arizona Department of Juvenile Corrections (ADJC) or the Arizona Department of Corrections (ADC) following the release from a first time ADJC commitment.

| LENGTH OF FOLLOW-UP | CRIMINAL OFFENSES | CRIMINAL OFFENSES & TECHNICAL VIOLATIONS OF ADJC PAROLE |
|---------------------------|-------------------|---|
| 12 Months (2016 Releases) | 23.4% | 34.6% |
| 24 Months (2015 Releases) | 29.5% | 42.0% |
| 36 Months (2014 Releases) | 41.7% | 49.8% |

ARIZONA DEPARTMENT OF JUVENILE CORRECTIONS

JUST THE FACTS

MARCH 2019

DOUGLAS A. DUCEY
GOVERNOR

JEFF HOOD
DIRECTOR

For more information, please contact:

ARIZONA DEPARTMENT OF
JUVENILE CORRECTIONS
1624 West Adams Street
Phoenix, Arizona 85007

(602) 364-4051
www.adjc.az.gov

This document provides preliminary, month end data and may be updated as new information becomes available. Please refer to our online reports for the most current statistics. Thank you.

Revised: April 22, 2019

ADJC CENSUS

| CATEGORY | MALE | FEMALE | TOTAL |
|---------------------------------------|------------|-----------|------------|
| Secure Care | 193 | 13 | 206 |
| Community Supervision (Parole) | 35 | 2 | 37 |
| Community Supervision (Interstate In) | 58 | 16 | 74 |
| Probation (Interstate Out) | 45 | 7 | 52 |
| TOTAL ADJC POPULATION | 331 | 38 | 369 |

SECURE CARE POPULATION DETAIL

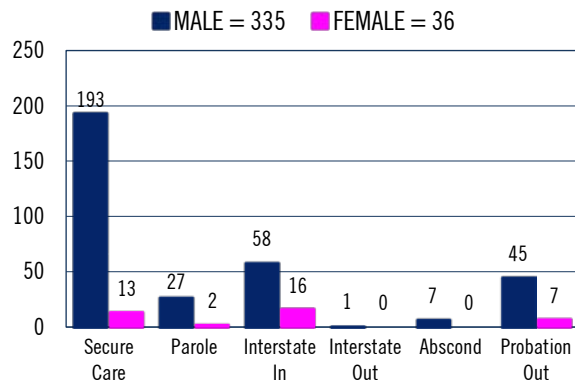
| CATEGORY | MALE | FEMALE | TOTAL |
|---------------------|------|--------|-------|
| Design Capacity | 410 | 40 | 450 |
| Juvenile Population | 193 | 13 | 206 |
| BED SURPLUS | 217 | 27 | 244 |

| MONTHLY ADMISSIONS | MALE | FEMALE | TOTAL |
|---------------------------|-----------|----------|-----------|
| New Commitment | 18 | 3 | 21 |
| Parole Violator (Revoked) | 7 | 0 | 7 |
| Re-Commitment | 0 | 0 | 0 |
| TOTAL ADMISSIONS | 25 | 3 | 28 |

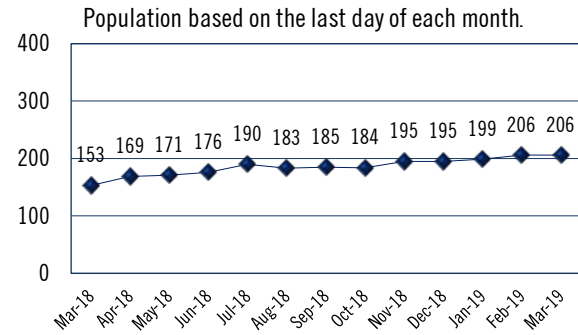
| MONTHLY RELEASES | MALE | FEMALE | TOTAL |
|-----------------------|-----------|----------|-----------|
| Release to Community | 14 | 1 | 15 |
| Aged Out (18) | 12 | 0 | 12 |
| Transfer to Adult | 0 | 0 | 0 |
| Ice Discharge | 1 | 0 | 1 |
| TOTAL RELEASES | 27 | 1 | 28 |

| MONTHLY GROWTH | MALE | FEMALE | TOTAL |
|----------------|------|--------|-------|
| | -2 | 2 | 0 |

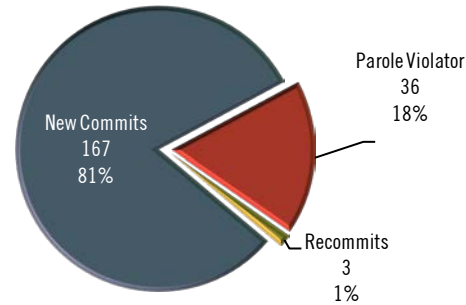
AGENCY POPULATION BREAKDOWN



SECURE CARE POPULATION



SECURE CARE POPULATION BY STATUS

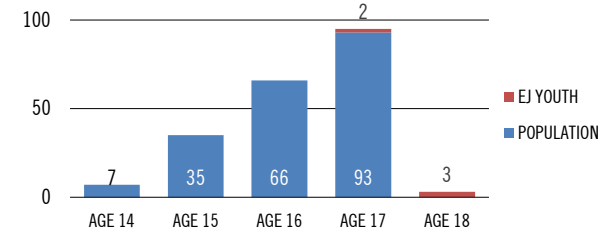


SECURE CARE POPULATION BY COUNTY

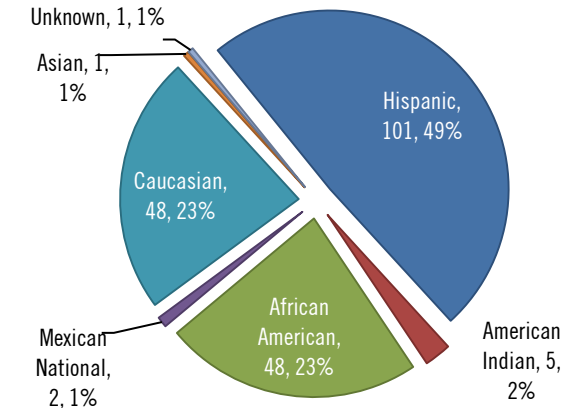
| COUNTY | MALE | FEMALE | TOTAL | PERCENT |
|--------------|------------|-----------|------------|----------------|
| Apache | 1 | 1 | 2 | 0.97% |
| Cochise | 9 | 0 | 9 | 4.37% |
| Coconino | 2 | 0 | 2 | 0.97% |
| Gila | 2 | 1 | 3 | 1.46% |
| Graham | 6 | 0 | 6 | 2.91% |
| Greenlee | 1 | 1 | 2 | 0.97% |
| La Paz | 0 | 0 | 0 | 0.00% |
| Maricopa | 115 | 7 | 122 | 59.22% |
| Mohave | 12 | 2 | 14 | 6.80% |
| Navajo | 0 | 0 | 0 | 0.00% |
| Pima | 14 | 0 | 14 | 6.80% |
| Pinal | 6 | 0 | 6 | 2.91% |
| Santa Cruz | 5 | 0 | 5 | 2.43% |
| Yavapai | 7 | 1 | 8 | 3.88% |
| Yuma | 13 | 0 | 13 | 6.31% |
| TOTAL | 193 | 13 | 206 | 100.00% |

SECURE CARE AGE DISTRIBUTION

HB 2356, Extended Jurisdiction requires the juvenile court to retain jurisdiction over a juvenile who is at least 17 years old and who has been adjudicated delinquent, until the person reaches 19 years old, if the state files a notice of intent to retain jurisdiction. Requires the court to order continued probation and treatment services until the juvenile adjudicated delinquent reaches 19 years old or services are terminated by the court. Effective: August 3, 2018



SECURE CARE ETHNIC DISTRIBUTION



NEW COMMITS RELEASED BY TIME SERVED

