

JANUARY 2012

EDUCATION

Enrolled in School	356
Enrolled in Career & Technical Education	235
Enrolled in Special Education	128
GED Certificates Awarded	7
GED Certificates Awarded YTD	73
High School Diplomas Awarded	5
High School Diplomas Awarded YTD	11
Reading Scores	
Pre-TABE Test	6.70
Post-TABE Test	7.90
Math Scores	
Pre-TABE Test	6.20
Post-TABE Test	6.90

NEW EDUCATION PLACEMENT ON PAROLE

District High School	67
Charter School	52
Online School	19
GED Preparation	19
Post-Secondary School	14
Vocational Training.....	18
Employment	26

TREATMENT PROGRAMS

CORE PROGRAM	Male	Female	Total
New Freedom	336	44	380
SPECIALTY PROGRAMS			
Sex Offender	36	0	36
Mental Health	24	0	24
Substance Treatment	60	24	84
	120	24	144

HEALTH SERVICES

Hospital Admissions	7
Medical Screenings (Parole Violators)	25
Medical Screenings (New Commits)	14
Provider Visits	93
Nursing Sick Call	1,240
Dental Screenings	146
Requiring Mental Health Services	70

COMMITMENT OFFENSES

(Parole Total does not include interstate "in" youth)

	SECURE CARE	PAROLE
Property	1247	93
Crimes Against Persons	86	65
Drug Offense	52	56
Public Order	40	43
Technical	46	21
Other	17	13
Weapons	15	7
TOTAL	380	298

LEVEL OF OFFENSE

(Parole Total does not include interstate "in" youth)

	SECURE CARE	PAROLE
Felony 1	5	1
Felony 2	17	11
Felony 3	50	40
Felony 4	44	27
Felony 5	22	24
Felony 6	89	81
Misdemeanor	106	93
Technical Offense	47	21
TOTAL	380	298

REFERRAL COUNT

(Parole Total does not include interstate "in" youth)

	SECURE CARE	PAROLE
1-3 Referrals	34	22
4-6 Referrals	56	45
7-9 Referrals	104	68
10-12 Referrals	64	65
13 or More Referrals	122	98
TOTAL	380	298

RISK LEVEL

(Total does not include recent commits)

	NUMBER	PERCENTAGE
High	139	38.61%
Medium	94	26.11%
Low	127	35.28%
TOTAL	360	100%

RESTITUTION

Arizona Crime Victims

Court Ordered Restitution	\$28,154.61
Victim Compensation Collected	\$4,597.07
Victim Notifications of Release	24

ARIZONA DEPARTMENT OF JUVENILE CORRECTIONS
SAFER COMMUNITIES THROUGH SUCCESSFUL YOUTH

"JUST THE FACTS"

JANUARY 2012

JANICE K. BREWER
GOVERNOR

CHARLES FLANAGAN
DIRECTOR

For further information please contact:

ARIZONA
DEPARTMENT OF JUVENILE
CORRECTIONS
1624 West Adams Street
Phoenix, Arizona 85007
(602) 364-4051

<http://www.azdjv.gov>

*This report contains preliminary statistics.
Updates will be posted on the ADJC website.
Please refer to the online reports for the most
current data. Thank you.*

JUST THE FACTS

ARIZONA DEPARTMENT OF JUVENILE CORRECTIONS

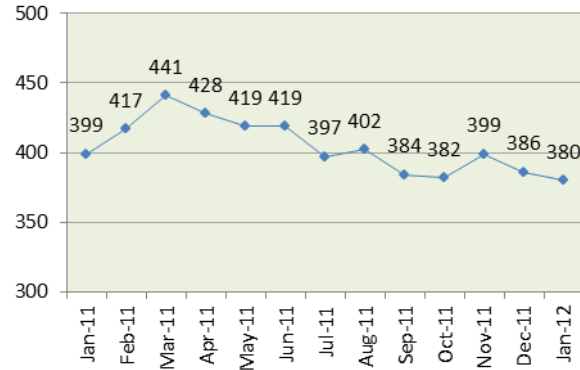
ADJC CENSUS

FACILITY	DESIGN CAPACITY	OPERATIONAL CAPACITY	CURRENT POPULATION
Adobe Mountain School	456	302	293
Black Canyon School	167	101	87
Secure Care Total	623	403	380
Community Supervision Offenders*			441
ADJC Total Population			821

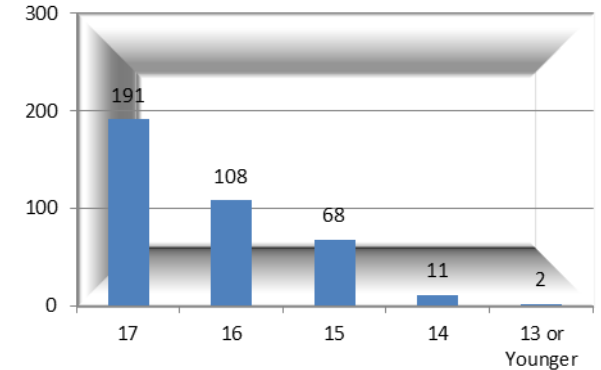
* Includes Parole, Interstate Compact and Abscond

MONTHLY COMMITTED POPULATION

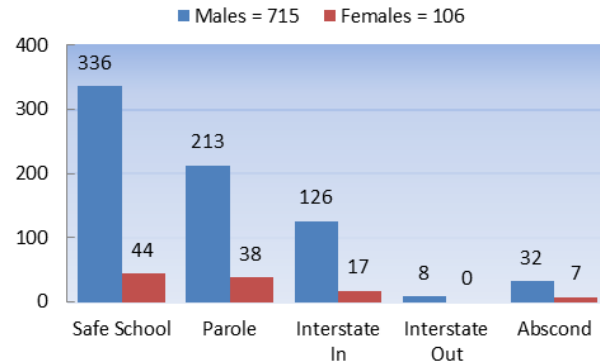
(Population based on the last day of the month)



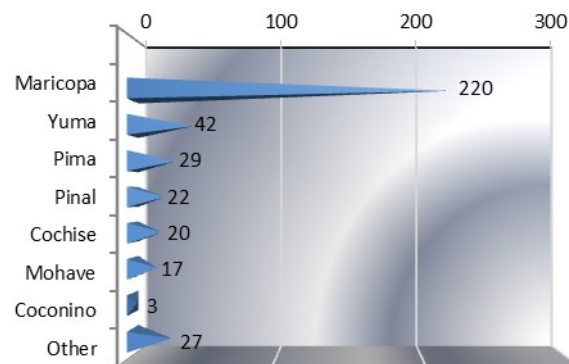
COMMITTED AGE DISTRIBUTION



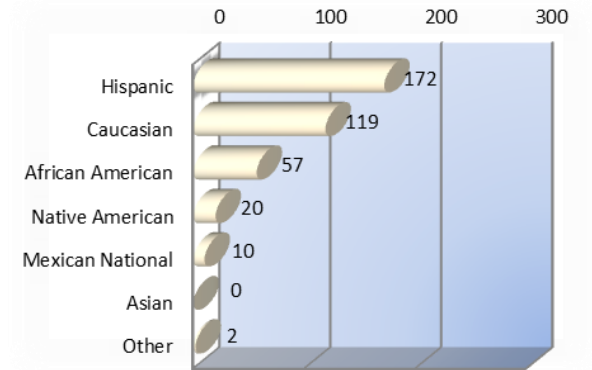
CURRENT POPULATION BREAKDOWN



COMMITTED POPULATION BY COUNTY



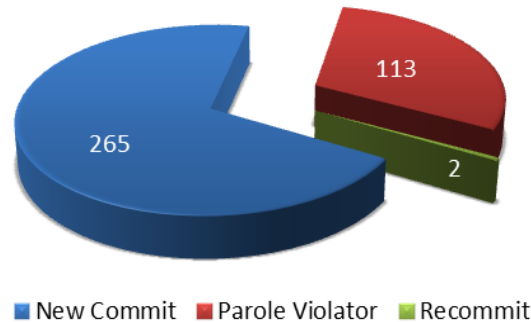
COMMITTED ETHNIC DISTRIBUTION



BED CAPACITY & POPULATION DETAIL

CATEGORY	MALE	FEMALE	TOTAL
Operational Capacity	302	101	403
Juvenile Population	336	44	380
Bed Surplus	-34	57	23
Monthly Admissions	44	9	53
Monthly Releases	48	11	59
Month's Growth	-4	-2	-6

COMMITTED POPULATION BY STATUS



NEW COMMITS RELEASED BY TIME SERVED

Average Time Served = 6.1 Months

