

FEBRUARY 2012

EDUCATION

Enrolled in School	361
Enrolled in Career & Technical Education	75
Enrolled in Special Education	131
GED Certificates Awarded	5
GED Certificates Awarded YTD	78
High School Diplomas Awarded	0
High School Diplomas Awarded YTD	11
Reading Scores	
Pre-TABE Test	6.70
Post-TABE Test	7.90
Math Scores	
Pre-TABE Test	6.20
Post-TABE Test	6.90

NEW EDUCATION PLACEMENT ON PAROLE

District High School	72
Charter School	45
Online School	18
GED Preparation	21
Post-Secondary School	16
Vocational Training.....	30
Employment	26

TREATMENT PROGRAMS

CORE PROGRAM	Male	Female	Total
New Freedom	332	47	379
SPECIALTY PROGRAMS			
Sex Offender	35	0	35
Mental Health	21	0	21
Substance Treatment	57	17	74
	113	17	130

HEALTH SERVICES

Hospital Admissions	0
Medical Screenings (Parole Violators)	47
Medical Screenings (New Commits)	52
Provider Visits	183
Nursing Sick Call	1,210
Dental Screenings	168
Requiring Mental Health Services	52

COMMITMENT OFFENSES

(Parole Total does not include interstate "in" youth)

	SECURE CARE	PAROLE
Property	122	94
Crimes Against Persons	88	69
Drug Offense	56	53
Public Order	46	38
Technical	38	29
Other	15	14
Weapons	14	8
TOTAL	379	305

LEVEL OF OFFENSE

(Parole Total does not include interstate "in" youth)

	SECURE CARE	PAROLE
Felony 1	3	3
Felony 2	14	12
Felony 3	52	42
Felony 4	42	23
Felony 5	24	19
Felony 6	102	82
Misdemeanor	103	95
Technical Offense	39	29
TOTAL	379	305

REFERRAL COUNT

(Parole Total does not include interstate "in" youth)

	SECURE CARE	PAROLE
1-3 Referrals	35	21
4-6 Referrals	55	43
7-9 Referrals	108	73
10-12 Referrals	62	63
13 or More Referrals	119	105
TOTAL	379	305

RISK LEVEL

(Total does not include recent commits)

	NUMBER	PERCENTAGE
High	128	36.78%
Medium	84	24.14%
Low	136	39.08%
TOTAL	348	100%

RESTITUTION

Arizona Crime Victims

Court Ordered Restitution	\$28,226.57
Victim Compensation Collected	\$2,503.34
Victim Notifications of Release	3

ARIZONA DEPARTMENT OF JUVENILE CORRECTIONS
SAFER COMMUNITIES THROUGH SUCCESSFUL YOUTH

"JUST THE FACTS"

FEBRUARY 2012

JANICE K. BREWER
GOVERNOR

CHARLES FLANAGAN
DIRECTOR

For further information please contact:

**ARIZONA
DEPARTMENT OF JUVENILE
CORRECTIONS**
1624 West Adams Street
Phoenix, Arizona 85007
(602) 364-4051

<http://www.azdjcc.gov>

*This report contains preliminary statistics.
Updates will be posted on the ADJC website.
Please refer to the online reports for the most
current data. Thank you.*

JUST THE FACTS

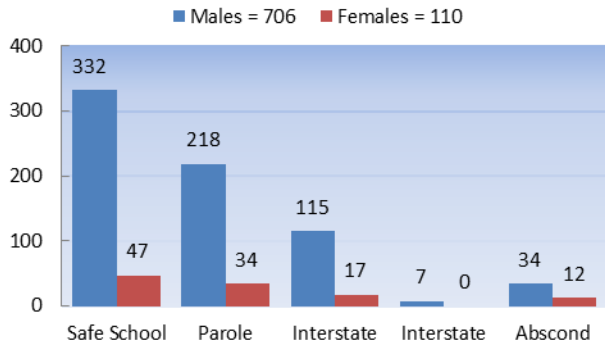
ARIZONA DEPARTMENT OF JUVENILE CORRECTIONS

ADJC CENSUS

FACILITY	DESIGN CAPACITY	OPERATIONAL CAPACITY	CURRENT POPULATION
Adobe Mountain School	456	302	286
Black Canyon School	167	101	93
Secure Care Total	623	403	379
Community Supervision Offenders*			437
ADJC Total Population			816

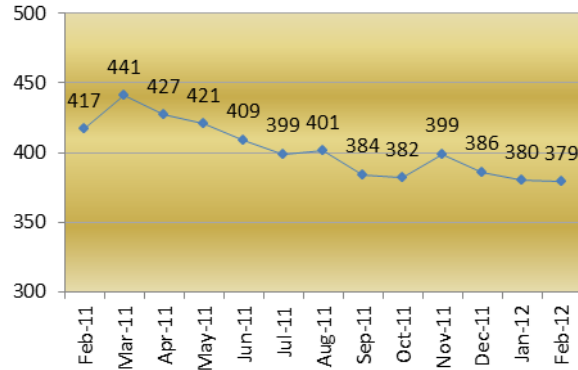
* Includes Parole, Interstate Compact and Abscond

CURRENT POPULATION BREAKDOWN

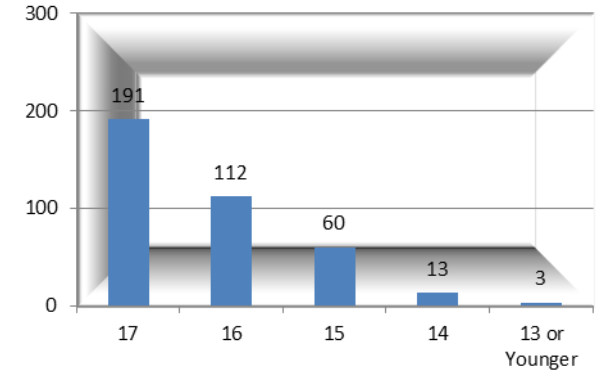


MONTHLY COMMITTED POPULATION

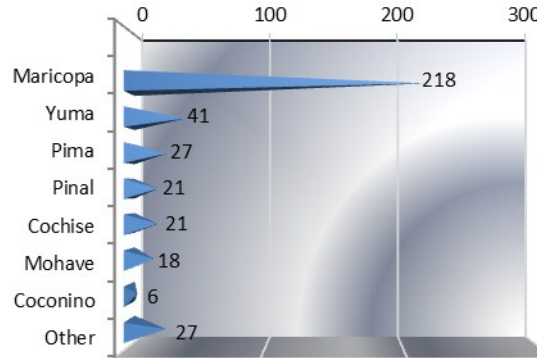
(Population based on the last day of the month)



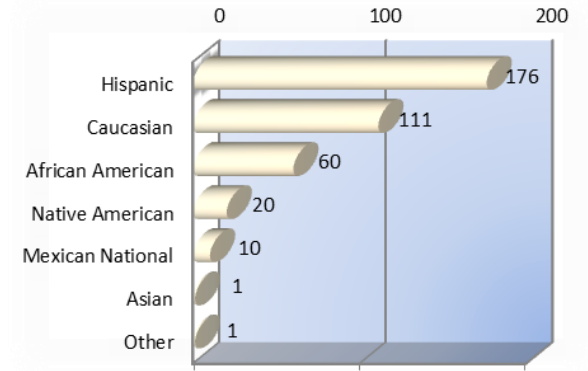
COMMITTED AGE DISTRIBUTION



COMMITTED POPULATION BY COUNTY



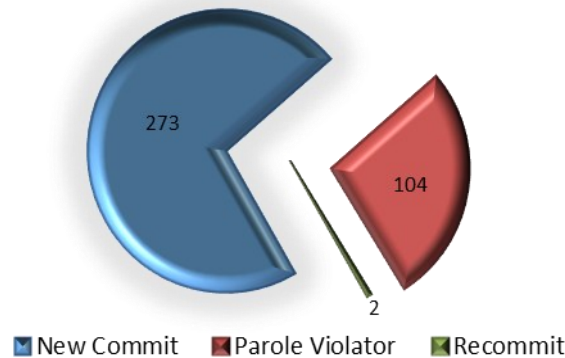
COMMITTED ETHNIC DISTRIBUTION



BED CAPACITY & POPULATION DETAIL

CATEGORY	MALE	FEMALE	TOTAL
Operational Capacity	302	101	403
Juvenile Population	332	47	379
Bed Surplus	-30	54	24
Monthly Admissions	58	14	72
Monthly Releases	62	14	76
Month's Growth	-4	0	-4

COMMITTED POPULATION BY STATUS



NEW COMMITS RELEASED BY TIME SERVED

