

# MARCH 2012

## EDUCATION

Enrolled in School .....	338
Enrolled in Career & Technical Education .....	151
Enrolled in Special Education .....	95
GED Certificates Awarded .....	15
GED Certificates Awarded YTD .....	93
High School Diplomas Awarded .....	6
High School Diplomas Awarded YTD .....	17
Reading Scores	
Pre-TABE Test .....	6.70
Post-TABE Test .....	7.90
Math Scores	
Pre-TABE Test .....	6.20
Post-TABE Test .....	6.90

## NEW EDUCATION PLACEMENT ON PAROLE

District High School .....	69
Charter School .....	50
Online School .....	19
GED Preparation .....	23
Post-Secondary School .....	14
Vocational Training.....	31
Employment .....	24

## TREATMENT PROGRAMS

CORE PROGRAM	Male	Female	Total
New Freedom	331	54	385
<b>SPECIALTY PROGRAMS</b>			
Sex Offender	32	0	32
Mental Health	19	0	19
Substance Treatment	62	26	88
	<b>113</b>	<b>26</b>	<b>139</b>

## HEALTH SERVICES

Hospital Admissions .....	0
Medical Screenings (Parole Violators) .....	34
Medical Screenings (New Commits) .....	43
Provider Visits .....	102
Nursing Sick Call .....	1,061
Dental Screenings .....	114
Requiring Mental Health Services .....	45

## COMMITMENT OFFENSES

(Parole Total does not include interstate "in" youth)

	SECURE CARE	PAROLE
Property	123	89
Crimes Against Persons	99	60
Drug Offense	56	47
Public Order	37	39
Technical	39	31
Other	19	14
Weapons	12	8
<b>TOTAL</b>	<b>385</b>	<b>288</b>

## LEVEL OF OFFENSE

(Parole Total does not include interstate "in" youth)

	SECURE CARE	PAROLE
Felony 1	4	3
Felony 2	13	13
Felony 3	48	35
Felony 4	44	26
Felony 5	24	15
Felony 6	103	71
Misdemeanor	109	94
Technical Offense	40	31
<b>TOTAL</b>	<b>385</b>	<b>288</b>

## REFERRAL COUNT

(Parole Total does not include interstate "in" youth)

	SECURE CARE	PAROLE
1-3 Referrals	32	20
4-6 Referrals	59	36
7-9 Referrals	108	74
10-12 Referrals	68	55
13 or More Referrals	118	103
<b>TOTAL</b>	<b>385</b>	<b>288</b>

## RISK LEVEL

(Total does not include recent commits)

	NUMBER	PERCENTAGE
High	115	32.58%
Medium	93	26.35%
Low	145	41.07%
<b>TOTAL</b>	<b>353</b>	<b>100%</b>

## RESTITUTION

### Arizona Crime Victims

Court Ordered Restitution .....	\$12,329.12
Victim Compensation Collected .....	\$3,918.52
Victim Notifications of Release .....	5

ARIZONA DEPARTMENT OF JUVENILE CORRECTIONS  
SAFER COMMUNITIES THROUGH SUCCESSFUL YOUTH

# "JUST THE FACTS"

## MARCH 2012

JANICE K. BREWER  
GOVERNOR

CHARLES FLANAGAN  
DIRECTOR

For further information please contact:

**ARIZONA  
DEPARTMENT OF JUVENILE  
CORRECTIONS**  
1624 West Adams Street  
Phoenix, Arizona 85007  
(602) 364-4051

<http://www.azdjcc.gov>

*This report contains preliminary statistics.  
Updates will be posted on the ADJC website.  
Please refer to the online reports for the most  
current data. Thank you.*

# JUST THE FACTS

# ARIZONA DEPARTMENT OF JUVENILE CORRECTIONS

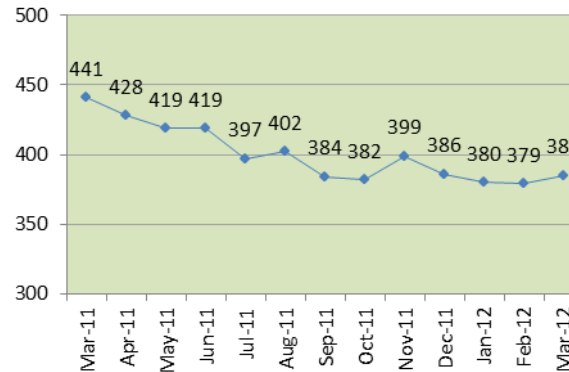
## ADJC CENSUS

FACILITY	DESIGN CAPACITY	OPERATIONAL CAPACITY	CURRENT POPULATION
Adobe Mountain School	456	302	289
Black Canyon School	167	101	96
<b>Secure Care Total</b>	<b>623</b>	<b>403</b>	<b>385</b>
Community Supervision Offenders*			<b>425</b>
<b>ADJC Total Population</b>			<b>810</b>

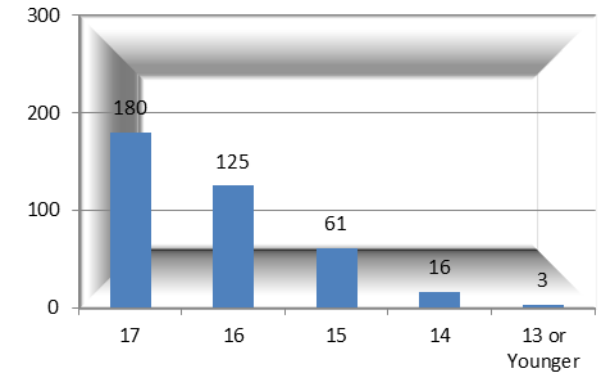
\* Includes Parole, Interstate Compact and Abscond

## MONTHLY COMMITTED POPULATION

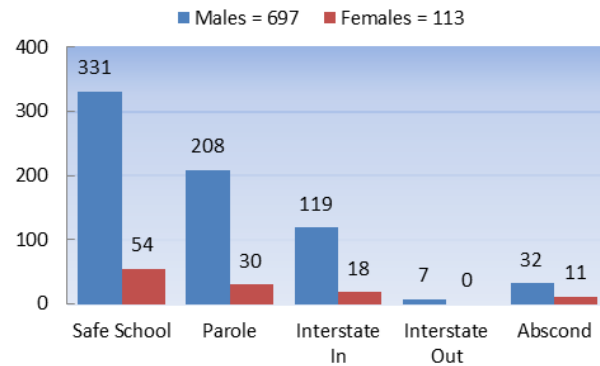
(Population based on the last day of the month)



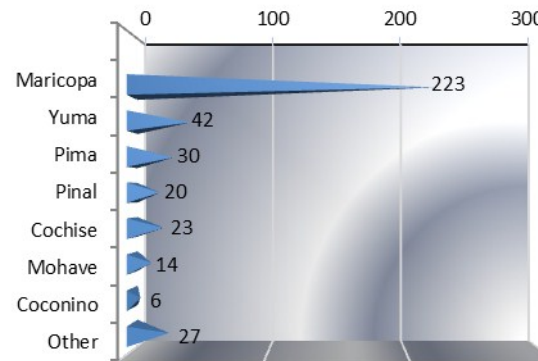
## COMMITTED AGE DISTRIBUTION



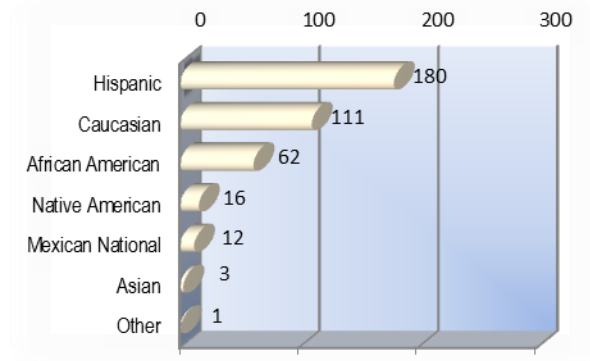
## CURRENT POPULATION BREAKDOWN



## COMMITTED POPULATION BY COUNTY



## COMMITTED ETHNIC DISTRIBUTION

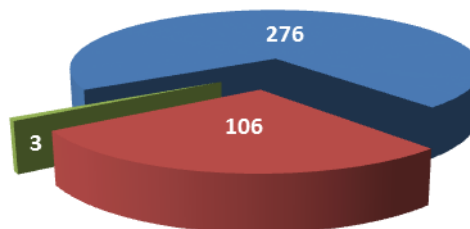


## BED CAPACITY & POPULATION DETAIL

CATEGORY	MALE	FEMALE	TOTAL
Operational Capacity	302	101	<b>403</b>
Juvenile Population	331	54	<b>385</b>
<b>Bed Surplus</b>	<b>-29</b>	<b>47</b>	<b>18</b>
Monthly Admissions	66	13	<b>79</b>
Monthly Releases	61	7	<b>68</b>
<b>Month's Growth</b>	<b>5</b>	<b>6</b>	<b>11</b>

## COMMITTED POPULATION BY STATUS

■ New Commit ■ Parole Violator ■ Recommit



## NEW COMMITS RELEASED BY TIME SERVED

Average Time Served = 7.2 Months

