

APRIL 2012

EDUCATION

Enrolled in School	362
Enrolled in Career & Technical Education	195
Enrolled in Special Education	96
GED Certificates Awarded	18
GED Certificates Awarded YTD	111
High School Diplomas Awarded	1
High School Diplomas Awarded YTD	18
Reading Scores	
Pre-TABE Test	6.80
Post-TABE Test	8.00
Math Scores	
Pre-TABE Test	6.30
Post-TABE Test	7.00

NEW EDUCATION PLACEMENT ON PAROLE

District High School	62
Charter School	42
Online School	29
GED Preparation	20
Post-Secondary School	12
Vocational Training.....	26
Employment	27

TREATMENT PROGRAMS

CORE PROGRAM	Male	Female	Total
New Freedom	327	56	383
SPECIALTY PROGRAMS			
Sex Offender	29	0	29
Mental Health	18	0	18
Substance Treatment	66	27	93
	113	27	140

HEALTH SERVICES

Hospital Admissions	1
Medical Screenings (Parole Violators)	20
Medical Screenings (New Commits)	33
Provider Visits	169
Nursing Sick Call	1,259
Dental Screenings	147
Requiring Mental Health Services	78

COMMITMENT OFFENSES

(Parole Total does not include interstate "in" youth)

	SECURE CARE	PAROLE
Property	123	83
Crimes Against Persons	96	51
Drug Offense	58	47
Public Order	38	38
Technical	39	34
Other	18	12
Weapons	11	11
TOTAL	383	276

LEVEL OF OFFENSE

(Parole Total does not include interstate "in" youth)

	SECURE CARE	PAROLE
Felony 1	4	2
Felony 2	12	12
Felony 3	45	28
Felony 4	41	27
Felony 5	26	14
Felony 6	111	67
Misdemeanor	104	92
Technical Offense	40	34
TOTAL	383	276

REFERRAL COUNT

(Parole Total does not include interstate "in" youth)

	SECURE CARE	PAROLE
1-3 Referrals	32	18
4-6 Referrals	60	32
7-9 Referrals	103	71
10-12 Referrals	72	53
13 or More Referrals	116	102
TOTAL	383	276

RISK LEVEL

(Total does not include recent commits)

	NUMBER	PERCENTAGE
High	108	31.67%
Medium	87	25.51%
Low	146	42.82%
TOTAL	341	100%

RESTITUTION

Arizona Crime Victims

Court Ordered Restitution	\$164,849.80
Victim Compensation Collected	\$4,941.82
Victim Notifications of Release	2

ARIZONA DEPARTMENT OF JUVENILE CORRECTIONS
SAFER COMMUNITIES THROUGH SUCCESSFUL YOUTH

“JUST THE FACTS”

APRIL 2012

JANICE K. BREWER
GOVERNOR

CHARLES FLANAGAN
DIRECTOR

For further information please contact:

**ARIZONA
DEPARTMENT OF JUVENILE
CORRECTIONS**
1624 West Adams Street
Phoenix, Arizona 85007
(602) 364-4051

<http://www.azdjcc.gov>

*This report contains preliminary statistics.
Updates will be posted on the ADJC website.
Please refer to the online reports for the most
current data. Thank you.*

JUST THE FACTS

ARIZONA DEPARTMENT OF JUVENILE CORRECTIONS

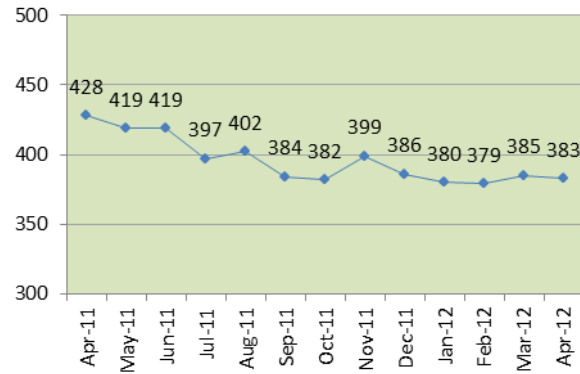
ADJC CENSUS

FACILITY	DESIGN CAPACITY	OPERATIONAL CAPACITY	CURRENT POPULATION
Adobe Mountain School	456	302	241
Black Canyon School	158	101	79
Secure Care Total	614	403	383
Community Supervision Offenders*			422
ADJC Total Population			805

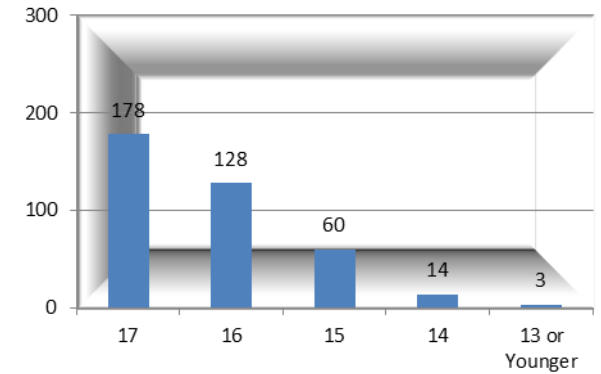
* Includes Parole, Interstate Compact and Abscond

MONTHLY COMMITTED POPULATION

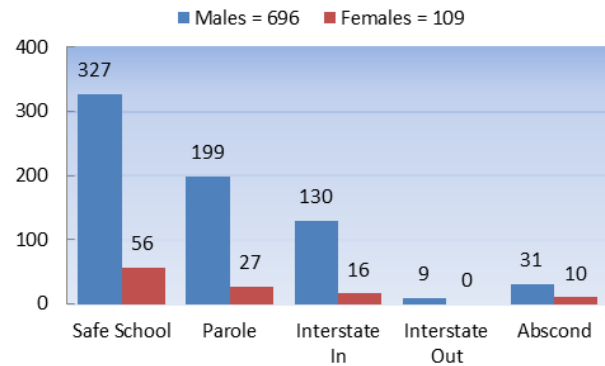
(Population based on the last day of the month)



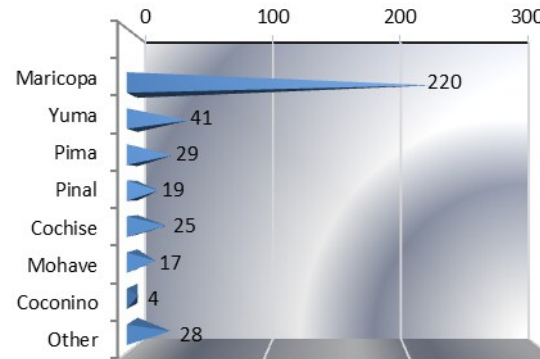
COMMITTED AGE DISTRIBUTION



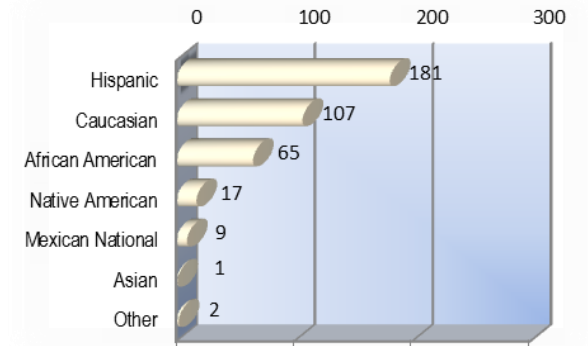
CURRENT POPULATION BREAKDOWN



COMMITTED POPULATION BY COUNTY



COMMITTED ETHNIC DISTRIBUTION

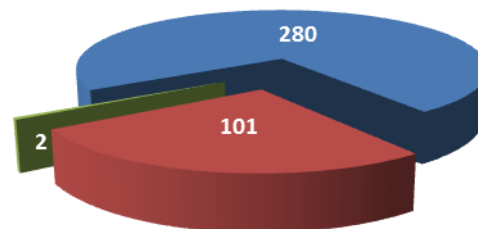


BED CAPACITY & POPULATION DETAIL

CATEGORY	MALE	FEMALE	TOTAL
Operational Capacity	302	101	403
Juvenile Population	327	56	383
Bed Surplus	-25	45	20
Monthly Admissions	39	8	47
Monthly Releases	50	7	57
Month's Growth	-11	1	-10

COMMITTED POPULATION BY STATUS

■ New Commit ■ Parole Violator ■ Recommit



NEW COMMITS RELEASED BY TIME SERVED

Average Time Served = 8 Months

