

EDUCATION PLACEMENT

Enrolled in School	378
Enrolled in Career & Technical Education	200
Enrolled in Special Education	19
GED Certificates Awarded 5 FY 12	116
High School Diplomas Awarded 0 FY 12	18
Math: Pre-TABE	6.3
Post TABE	6.9
Reading: Pre-TABE	6.8
Post TABE	8.0

NEW EDUCATION PLACEMENT WHILE PAROLED

District High School	60
Charter School	36
Online School	27
GED Preparation	26
Post-Secondary School	11
Vocational Training	24
Employment	35

HEALTH SERVICES

Hospital Admissions	3
Medical Screenings (Parole Violators)	21
Medical Screenings (New Commits)	41
Provider Visits	140
Nursing Sick Call	1,119
Dental Screenings	145
Requiring Mental Health Services	68

TREATMENT PROGRAMS

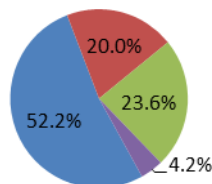
CORE PROGRAM	Male	Female	Total
New Freedom	344	58	402
SPECIALTY PROGRAMS			
Sex Offender	29	0	29
Mental Health	22	0	22
Substance Treatment	67	29	96
	118	29	147

RECIDIVISM RATES

ALL RECIDIVISTS	12 Months	30.3%
	24 Months	38.4%
	36 Months	46.1%

Recidivism Rates Based on 36 Month Average

- All Recidivists
- Absolute Discharge
- Sex Offender - General Offense
- Sex Offender - Sexual Offense



COMMITMENT OFFENSES

(Parole Total does not include interstate "in" youth)

	SECURE CARE	PAROLE
Property	133	79
Crimes Against Persons	106	48
Drug Offense	63	41
Public Order	32	44
Technical	37	32
Other	20	13
Weapons	11	11
TOTAL	402	268

LEVEL OF OFFENSE

(Parole Total does not include interstate "in" youth)

	SECURE CARE	PAROLE
Felony 1	3	2
Felony 2	15	12
Felony 3	48	29
Felony 4	37	30
Felony 5	29	12
Felony 6	115	61
Misdemeanor	117	90
Technical Offense	38	32
TOTAL	402	268

REFERRAL COUNT

(Parole Total does not include interstate "in" youth)

	SECURE CARE	PAROLE
1-3 Referrals	32	19
4-6 Referrals	65	32
7-9 Referrals	107	66
10-12 Referrals	78	52
13 or More Referrals	120	99
TOTAL	402	268

RISK LEVEL

(Total does not include recent commits)

	NUMBER	PERCENTAGE
High	103	32.70%
Medium	79	25.08%
Low	133	42.22%
TOTAL	315	100.00%

RESTITUTION

Arizona Crime Victims

Court Ordered Restitution	\$22,953.00
Victim Compensation Collected	\$4,281.10
Victim Notifications of Release	6

ARIZONA DEPARTMENT OF JUVENILE CORRECTIONS
SAFER COMMUNITIES THROUGH SUCCESSFUL YOUTH

"JUST THE FACTS"

MAY 2012

JANICE K. BREWER
GOVERNOR

CHARLES FLANAGAN
DIRECTOR

For further information please contact:

ARIZONA
DEPARTMENT OF JUVENILE
CORRECTIONS

1624 West Adams Street
Phoenix, Arizona 85007
(602) 364-4051

<http://www.azdjcc.gov>

This report contains preliminary statistics.
Updates will be posted on the ADJC website.
Please refer to the online reports for the most current data. Thank you.

JUST THE FACTS

ARIZONA DEPARTMENT OF JUVENILE CORRECTIONS

ADJC CENSUS

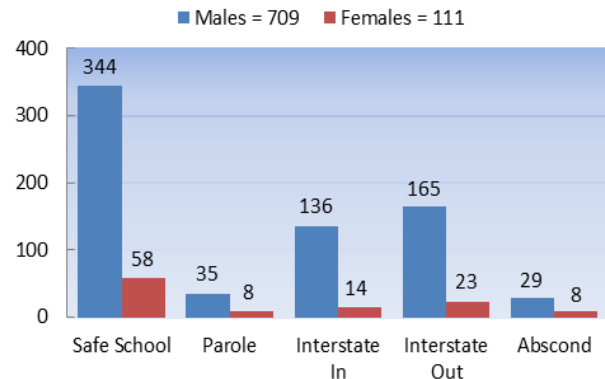
FACILITY	DESIGN CAPACITY	OPERATIONAL CAPACITY	CURRENT POPULATION
Adobe Mountain School	456	302	312
Black Canyon School	158	101	90
Secure Care Total	614	403	402
Community Supervision Offenders*			418
ADJC Total Population			820

* Includes Parole, Interstate Compact and Abscond

BED CAPACITY & POPULATION DETAIL

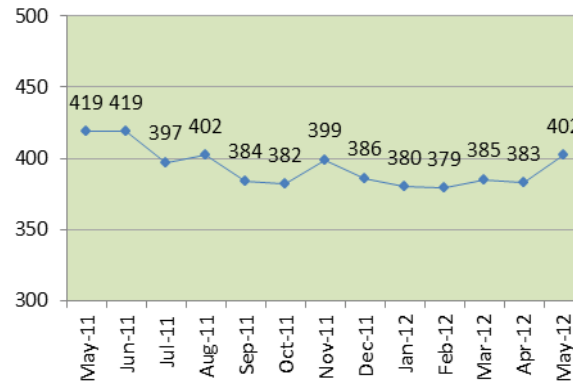
CATEGORY	MALE	FEMALE	TOTAL
Operational Capacity	302	101	403
Juvenile Population	344	58	402
Bed Surplus	-42	43	1
Monthly Admissions	57	11	68
Monthly Releases	45	7	52
Month's Growth	12	4	16

CURRENT POPULATION BREAKDOWN

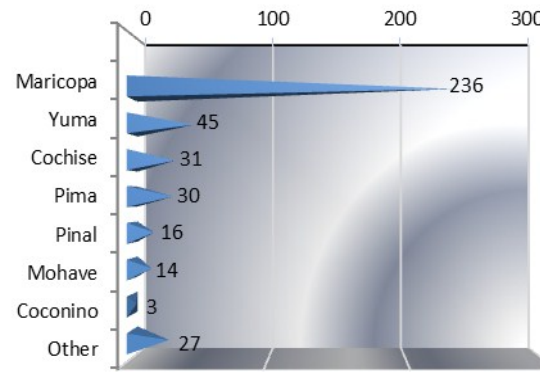


MONTHLY COMMITTED POPULATION

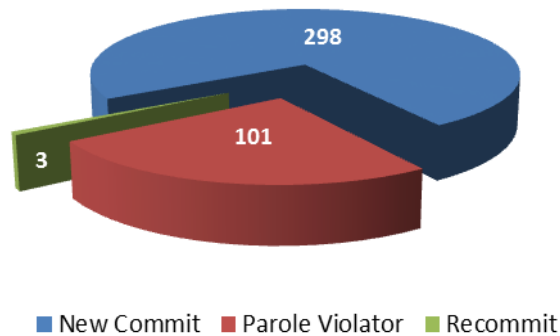
(Population based on the last day of the month)



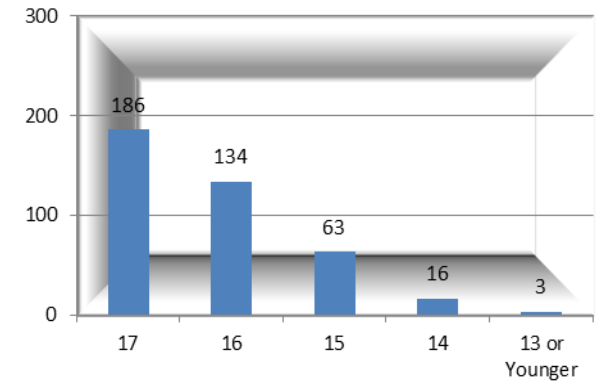
COMMITTED POPULATION BY COUNTY



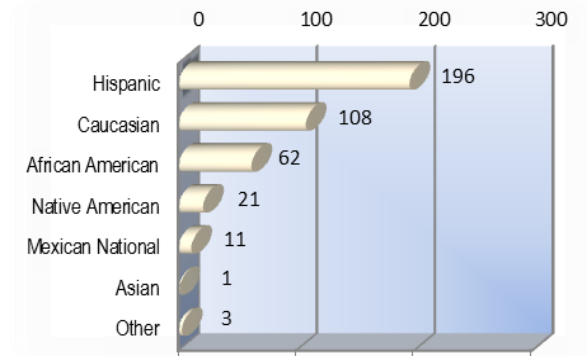
COMMITTED POPULATION BY STATUS



COMMITTED AGE DISTRIBUTION



COMMITTED ETHNIC DISTRIBUTION



NEW COMMITS RELEASED BY TIME SERVED

Average Time Served = 8 Months

