

EDUCATION PLACEMENT

Enrolled in School	297
Enrolled in Career & Technical Education	142
Enrolled in Special Education	100
GED Certificates Awarded 12 FY 13	113
High School Diplomas Awarded 5 FY 13	13
Math: Pre-TABE	6.2
Post TABE	6.7
Reading: Pre-TABE	7.0
Post TABE	7.9

EDUCATION PLACEMENT WHILE ON PAROLE

District High School	54
Charter School	45
Online School	10
GED Preparation	32
Post-Secondary School	10
Vocational Training	24
Employment	36

HEALTH SERVICES

Hospital Admissions	0
Medical Screenings (Parole Violators)	14
Medical Screenings (New Commits)	35
Provider Visits	300
Nursing Sick Call	1,285
Dental Screenings	145
Requiring Mental Health Services	215

TREATMENT PROGRAMS

CORE PROGRAM	Male	Female	Total
New Freedom	287	43	330
SPECIALTY PROGRAMS - Treatment in addition to Core Program			
Sexual Behavior	40	0	40
Mental Health	8	7	15
Substance Treatment	60	32	92
	108	39	147

RECIDIVISM RATES

Return to Custody Rates by Length of Follow-Up

12 Months (2011 Releases)	33.4%
24 Months (2010 Releases)	39.7%
36 Months (2009 Releases)	45.2%

Recidivism is defined as a return to custody with the Arizona Department of Juvenile Corrections (ADJC) (consists of parole revocations and commitments) or the Arizona Department of Corrections (ADC) following the release from a first time ADJC commitment.

COMMITMENT OFFENSES

(Parole Total does not include interstate "in" youth)

	SECURE CARE	PAROLE
Property	97	82
Crimes Against Persons	89	53
Drug Offense	42	39
Public Order	26	28
Technical	51	27
Other	16	13
Weapons	9	5
TOTAL	330	247

LEVEL OF OFFENSE

(Parole Total does not include interstate "in" youth)

	SECURE CARE	PAROLE
Felony 1	0	1
Felony 2	21	11
Felony 3	43	32
Felony 4	36	25
Felony 5	23	7
Felony 6	70	73
Misdemeanor	86	70
Technical Offense	51	28
TOTAL	330	247

REFERRAL COUNT

(Parole Total does not include interstate "in" youth)

	SECURE CARE	PAROLE
1-3 Referrals	35	12
4-6 Referrals	61	48
7-9 Referrals	57	58
10-12 Referrals	64	43
13 or More Referrals	113	86
TOTAL	330	247

RISK TO RECIDIVATE

	NUMBER	PERCENTAGE
High	27	8.18%
Medium	214	64.85%
Low	89	26.97%
TOTAL	330	100.00%

RESTITUTION

Arizona Crime Victims

New Court Ordered Restitution	\$33,205.69
Victim Compensation Collected	\$3,458.91
Victim Contacts and Services	210
Victim Notifications of Release	6

ARIZONA DEPARTMENT OF JUVENILE CORRECTIONS
SAFER COMMUNITIES THROUGH SUCCESSFUL YOUTH

JUST THE FACTS

MAY 2013

JANICE K. BREWER
GOVERNOR

CHARLES FLANAGAN
DIRECTOR

For further information please contact:

ARIZONA
DEPARTMENT OF JUVENILE
CORRECTIONS
1624 West Adams Street
Phoenix, Arizona 85007
(602) 364-4051

<http://www.azdjc.gov>

This report contains preliminary statistics.
Updates will be posted on the ADJC website.
Please refer to the online reports for the most
current data. Thank you.

Revised 06-10-2013

ADJC CENSUS

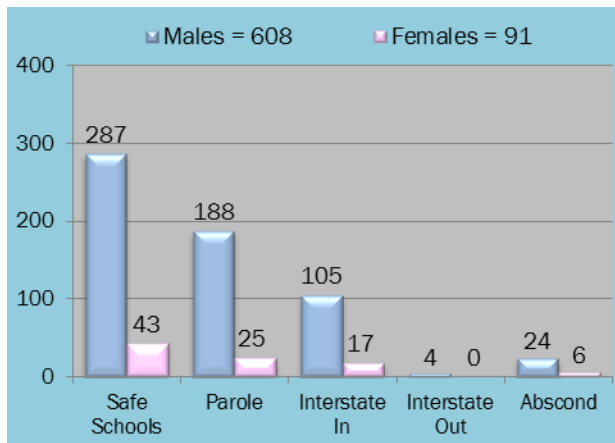
FACILITY	DESIGN CAPACITY	OPERATIONAL CAPACITY	CURRENT POPULATION
Adobe Mountain School	456	302	262
Black Canyon School	158	101	68
Secure Care Total	614	403	330
Community Supervision Offenders*			369
ADJC Total Population			699

* Includes Parole, Interstate Compact and Abscond

BED CAPACITY & POPULATION DETAIL

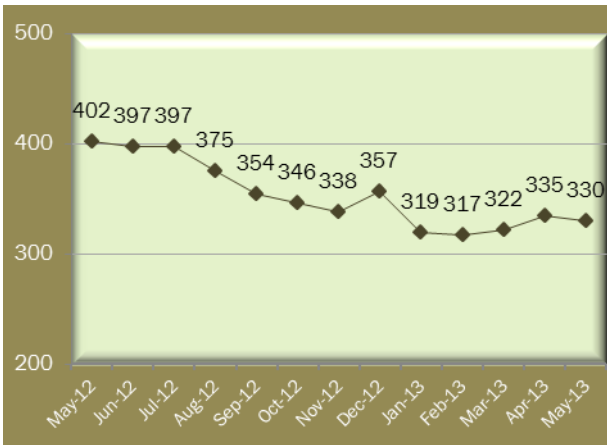
CATEGORY	MALE	FEMALE	TOTAL
Operational Capacity	302	101	403
Juvenile Population	287	43	330
Bed Surplus	15	58	73
Monthly Admissions	56	6	62
Monthly Releases	48	6	54
Month's Growth	8	0	8

CURRENT POPULATION BREAKDOWN

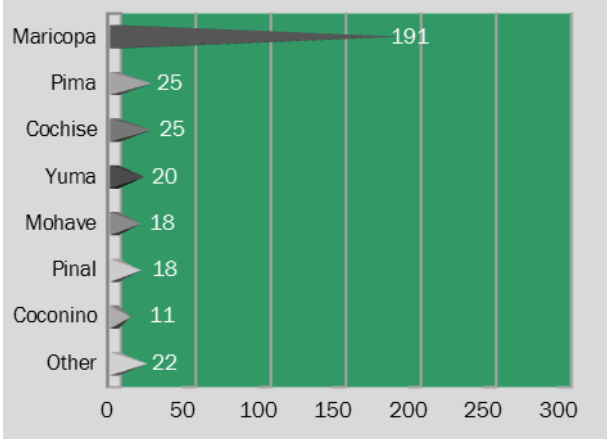


MONTHLY COMMITTED POPULATION

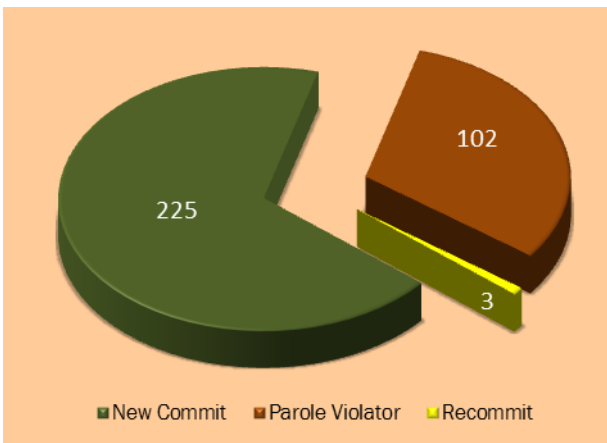
(Population based on the last day of the month)



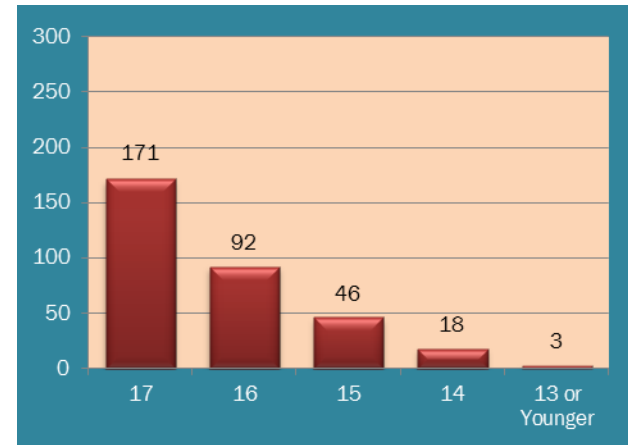
COMMITTED POPULATION BY COUNTY



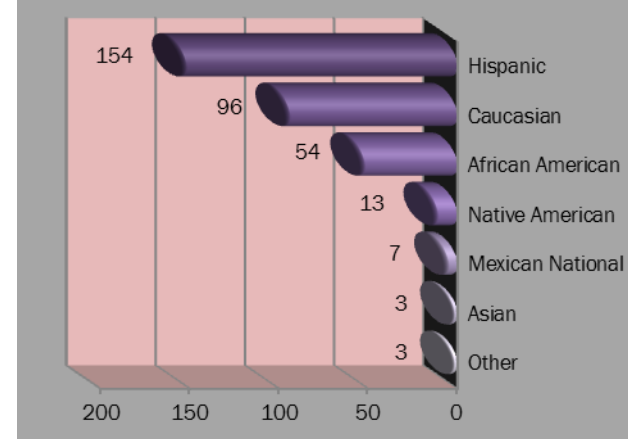
COMMITTED POPULATION BY STATUS



COMMITTED AGE DISTRIBUTION



COMMITTED ETHNIC DISTRIBUTION



NEW COMMITS RELEASED BY TIME SERVED

