

## EDUCATION PLACEMENT

Enrolled in School .....	296
Enrolled in Career & Technical Education .....	81
Enrolled in Special Education .....	100
GED Certificates Awarded ..... 8 FY 14 .....	8
High School Diplomas Awarded ..... 0 FY 14 .....	0
Math: Pre-TABE .....	6.4
Post TABE .....	6.7
Reading: Pre-TABE .....	7.0
Post TABE .....	7.6

## EDUCATION PLACEMENT WHILE ON PAROLE

District High School .....	51
Charter School .....	44
Online School .....	15
GED Preparation .....	31
Post-Secondary School .....	7
Vocational Training .....	23
Employment .....	36

## HEALTH SERVICES

Hospital Admissions .....	1
Medical Screenings (Parole Violators) .....	6
Medical Screenings (New Commits) .....	25
Provider Visits .....	98
Nursing Sick Call .....	1,740
Dental Screenings .....	173
Requiring Mental Health Services .....	160

## TREATMENT PROGRAMS

CORE PROGRAM	Male	Female	Total
New Freedom	321	42	363
<b>SPECIALTY PROGRAMS - Treatment in addition to Core Program</b>			
Sexual Behavior	42	0	42
Mental Health	10	16	26
Substance Treatment	59	19	78
	111	35	146

## RECIDIVISM RATES

### Return to Custody Rates by Length of Follow-Up

12 Months (2011 Releases)	33.4%
24 Months (2010 Releases)	39.7%
36 Months (2009 Releases)	45.2%

Recidivism is defined as a return to custody with the Arizona Department of Juvenile Corrections (ADJC) (consists of parole revocations and commitments) or the Arizona Department of Corrections (ADC) following the release from a first time ADJC commitment.

## COMMITMENT OFFENSES

(Parole Total does not include interstate "in" youth)

	SECURE CARE	PAROLE
Property	114	69
Crimes Against Persons	93	43
Drug Offense	53	35
Public Order	31	18
Technical	50	28
Other	14	9
Weapons	8	5
<b>TOTAL</b>	<b>363</b>	<b>207</b>

## LEVEL OF OFFENSE

(Parole Total does not include interstate "in" youth)

	SECURE CARE	PAROLE
Felony 1	0	1
Felony 2	20	9
Felony 3	40	26
Felony 4	39	19
Felony 5	22	8
Felony 6	93	60
Misdemeanor	98	55
Technical Offense	51	29
<b>TOTAL</b>	<b>363</b>	<b>207</b>

## REFERRAL COUNT

(Parole Total does not include interstate "in" youth)

	SECURE CARE	PAROLE
1-3 Referrals	39	12
4-6 Referrals	59	46
7-9 Referrals	66	49
10-12 Referrals	63	37
13 or More Referrals	136	63
<b>TOTAL</b>	<b>363</b>	<b>207</b>

## RISK TO RECIDIVATE

	NUMBER	PERCENTAGE
High	23	6.34%
Medium	256	70.52%
Low	84	23.14%
<b>TOTAL</b>	<b>363</b>	<b>100.00%</b>

## RESTITUTION

### Arizona Crime Victims

New Court Ordered Restitution .....	\$3,380.16
Victim Compensation Collected .....	\$1,607.50
Victim Contacts and Services .....	189
Victim Notifications of Release .....	1

ARIZONA DEPARTMENT OF JUVENILE CORRECTIONS  
SAFER COMMUNITIES THROUGH SUCCESSFUL YOUTH

# JUST THE FACTS

JULY 2013

JANICE K. BREWER  
GOVERNOR

CHARLES FLANAGAN  
DIRECTOR

For further information please contact:

ARIZONA  
DEPARTMENT OF JUVENILE  
CORRECTIONS  
1624 West Adams Street  
Phoenix, Arizona 85007  
(602) 364-4051

<http://www.azdjcc.gov>

This report contains preliminary statistics.  
Updates will be posted on the ADJC website.  
Please refer to the online reports for the most  
current data. Thank you.

Revised 08-15-2013

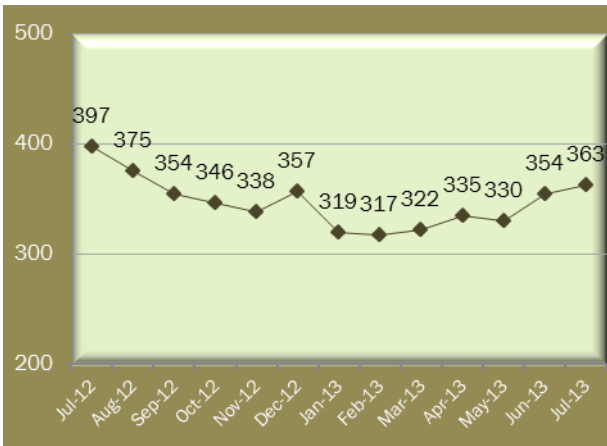
### ADJC CENSUS

FACILITY	DESIGN CAPACITY	OPERATIONAL CAPACITY	CURRENT POPULATION
Adobe Mountain South	456	302	293
Adobe Mountain North	158	101	70
<b>Secure Care Total</b>	<b>614</b>	<b>403</b>	<b>363</b>
<b>Community Supervision Offenders*</b>			<b>325</b>
<b>ADJC Total Population</b>			<b>688</b>

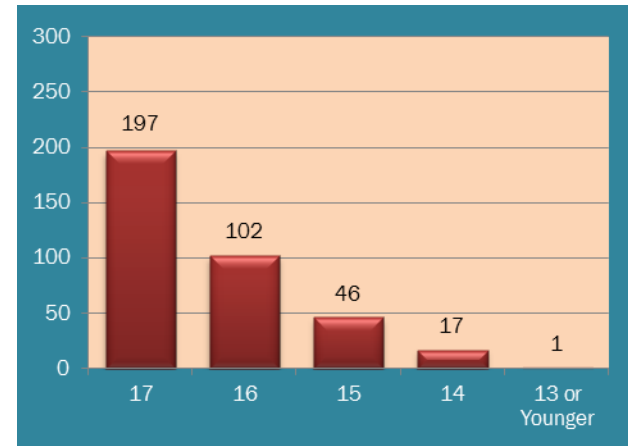
\* Includes Parole, Interstate Compact and Abscond

### MONTHLY COMMITTED POPULATION

(Population based on the last day of the month)



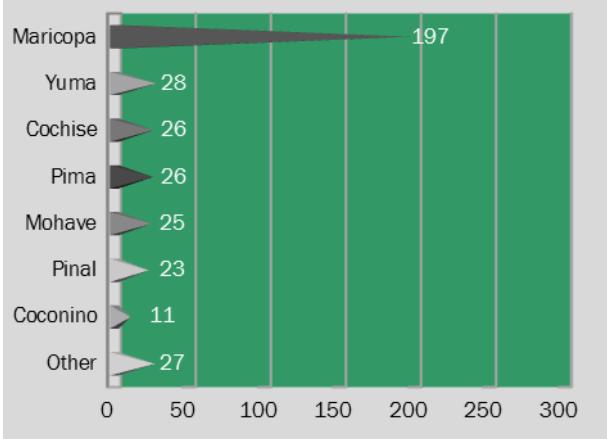
### COMMITTED AGE DISTRIBUTION



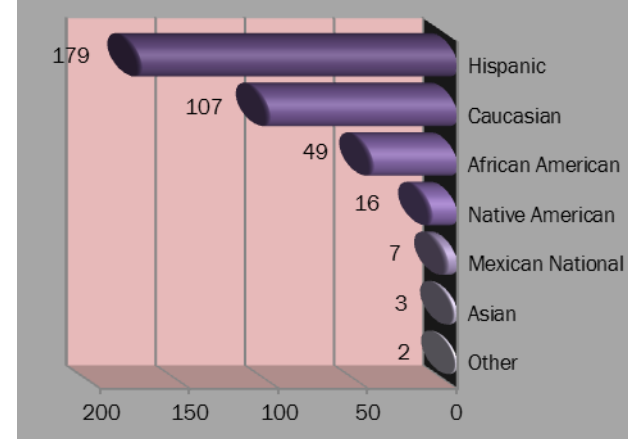
### BED CAPACITY & POPULATION DETAIL

CATEGORY	MALE	FEMALE	TOTAL
Operational Capacity	302	101	<b>403</b>
Juvenile Population	321	42	<b>363</b>
<b>Bed Surplus</b>	<b>-19</b>	<b>59</b>	<b>40</b>
Monthly Admissions	65	2	<b>67</b>
Monthly Releases	53	3	<b>56</b>
<b>Month's Growth</b>	<b>12</b>	<b>-1</b>	<b>11</b>

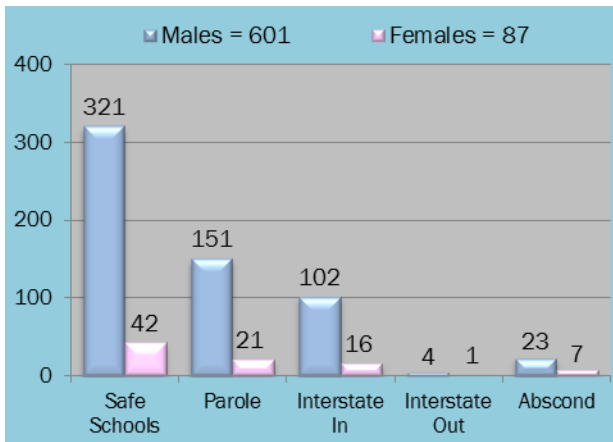
### COMMITTED POPULATION BY COUNTY



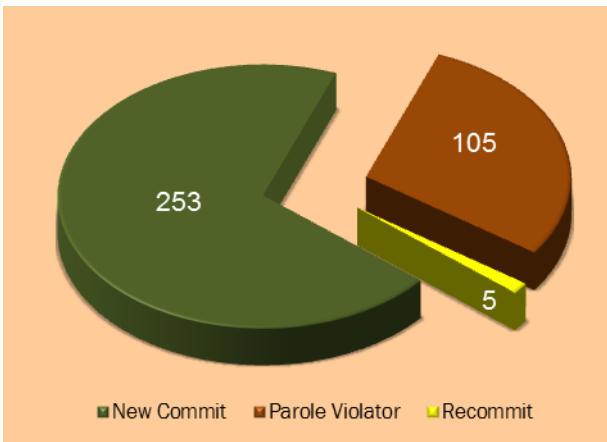
### COMMITTED ETHNIC DISTRIBUTION



### CURRENT POPULATION BREAKDOWN



### COMMITTED POPULATION BY STATUS



### NEW COMMITS RELEASED BY TIME SERVED

