

EDUCATION PLACEMENT

Enrolled in School	310
Enrolled in Career & Technical Education	123
Enrolled in Special Education	102
GED Certificates Awarded 15 FY 14	45
High School Diplomas Awarded 6 FY 14	8
Math: Pre-TABE	6.5
Post TABE	6.8
Reading: Pre-TABE	7.1
Post TABE	7.8

EDUCATION PLACEMENT WHILE ON PAROLE

District High School	61
Charter School	35
Online School	9
GED Preparation	22
Post-Secondary School	12
Vocational Training	24
Employment	27

HEALTH SERVICES

Hospital Admissions	0
Medical Screenings (Parole Violators)	15
Medical Screenings (New Commits)	31
Provider Visits	105
Nursing Sick Call	1,035
Dental Screenings	124
Requiring Mental Health Services	103

TREATMENT PROGRAMS

CORE PROGRAM	Male	Female	Total
New Freedom	328	42	370
SPECIALTY PROGRAMS - Treatment in addition to Core Program			
Sexual Behavior	43	0	43
Mental Health	19	21	40
Substance Treatment	70	20	90
	132	41	173

RECIDIVISM RATES

Return to Custody Rates by Length of Follow-Up

12 Months (2011 Releases)	33.4%
24 Months (2010 Releases)	39.7%
36 Months (2009 Releases)	45.2%

Recidivism is defined as a return to custody with the Arizona Department of Juvenile Corrections (ADJC) (consists of parole revocations and commitments) or the Arizona Department of Corrections (ADC) following the release from a first time ADJC commitment.

COMMITMENT OFFENSES

(Parole Total does not include interstate "in" youth)

	SECURE CARE	PAROLE
Property	111	66
Crimes Against Persons	89	44
Drug Offense	62	27
Public Order	41	15
Technical	43	24
Other	17	8
Weapons	7	2
TOTAL	370	186

LEVEL OF OFFENSE

(Parole Total does not include interstate "in" youth)

	SECURE CARE	PAROLE
Felony 1	0	1
Felony 2	18	12
Felony 3	50	20
Felony 4	31	19
Felony 5	18	11
Felony 6	108	52
Misdemeanor	102	47
Technical Offense	43	24
TOTAL	370	186

REFERRAL COUNT

(Parole Total does not include interstate "in" youth)

	SECURE CARE	PAROLE
1-3 Referrals	43	11
4-6 Referrals	64	38
7-9 Referrals	74	45
10-12 Referrals	64	30
13 or More Referrals	125	62
TOTAL	370	186

RISK TO RECIDIVATE

	NUMBER	PERCENTAGE
High	24	6.49%
Medium	164	44.32%
Low	182	49.19%
TOTAL	370	100.00%

RESTITUTION

Arizona Crime Victims

New Court Ordered Restitution	\$5,840.08
Victim Compensation Collected	\$1,436.36
Victim Contacts and Services	169
Victim Notifications of Release	3

ARIZONA DEPARTMENT OF JUVENILE CORRECTIONS
SAFER COMMUNITIES THROUGH SUCCESSFUL YOUTH

JUST THE FACTS

SEPTEMBER 2013

JANICE K. BREWER
GOVERNOR

CHARLES FLANAGAN
DIRECTOR

For further information please contact:

ARIZONA
DEPARTMENT OF JUVENILE
CORRECTIONS
1624 West Adams Street
Phoenix, Arizona 85007
(602) 364-4051

<http://www.azdjcc.gov>

This report contains preliminary statistics.
Updates will be posted on the ADJC website.
Please refer to the online reports for the most
current data. Thank you.

Revised 10-22-2013

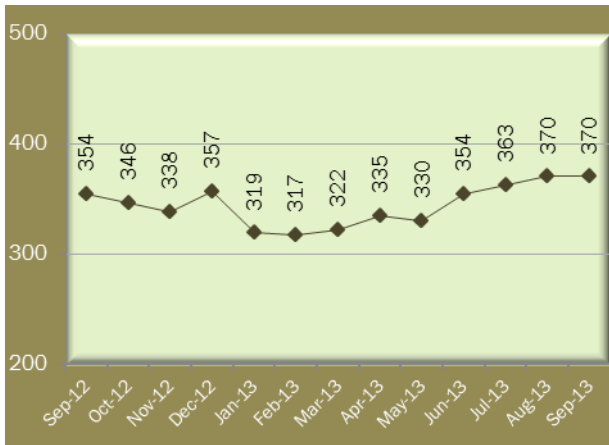
ADJC CENSUS

FACILITY	DESIGN CAPACITY	OPERATIONAL CAPACITY	CURRENT POPULATION
Adobe Mountain South	456	302	322
Adobe Mountain North	158	101	68
Secure Care Total	614	403	370
Community Supervision Offenders*			306
ADJC Total Population			676

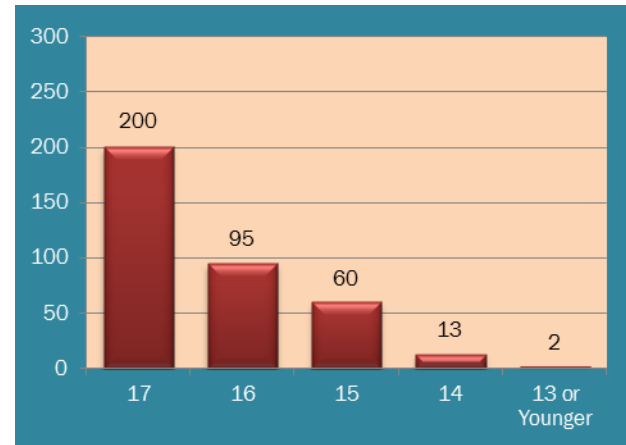
* Includes Parole, Interstate Compact and Abscond

MONTHLY COMMITTED POPULATION

(Population based on the last day of the month)



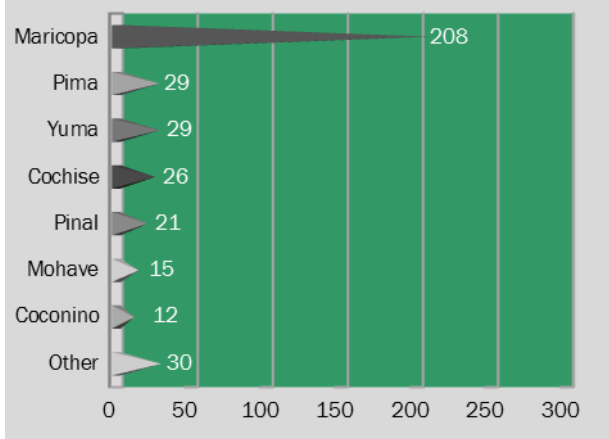
COMMITTED AGE DISTRIBUTION



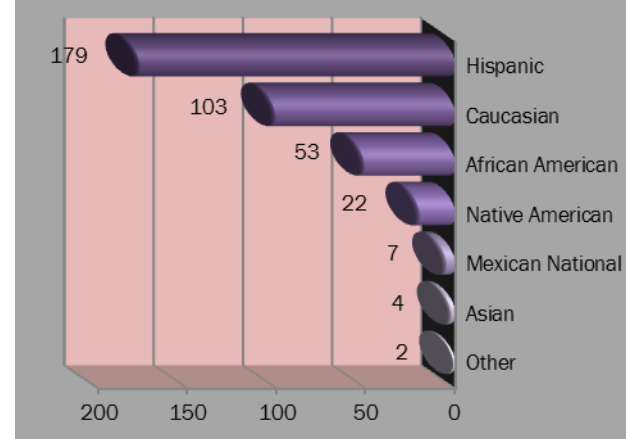
BED CAPACITY & POPULATION DETAIL

CATEGORY	MALE	FEMALE	TOTAL
Operational Capacity	302	101	403
Juvenile Population	328	42	370
Bed Surplus	-26	59	33
Monthly Admissions	39	7	46
Monthly Releases	41	7	48
Month's Growth	-2	0	-2

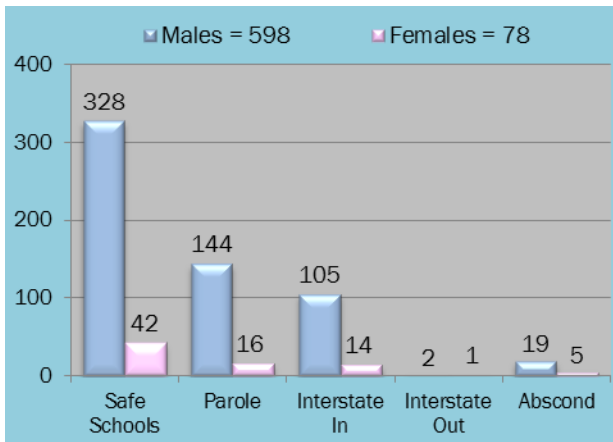
COMMITTED POPULATION BY COUNTY



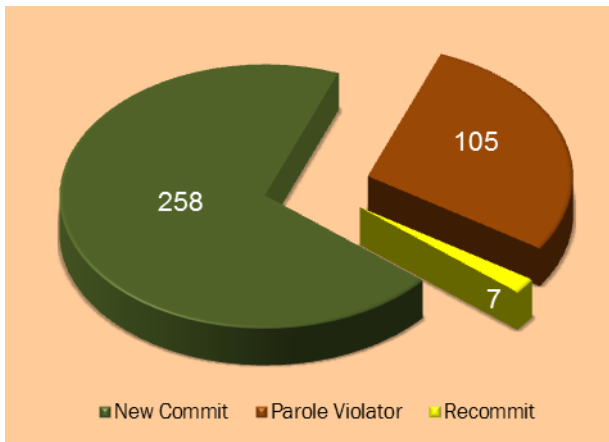
COMMITTED ETHNIC DISTRIBUTION



CURRENT POPULATION BREAKDOWN



COMMITTED POPULATION BY STATUS



NEW COMMITS RELEASED BY TIME SERVED

