

EDUCATION PLACEMENT

Enrolled in School	323
Enrolled in Career & Technical Education	138
Enrolled in Online Education	17
Enrolled in Special Education	97
GED Certificates Awarded 18 FY 14	81
High School Diplomas Awarded 0 FY 14	8
Math: Pre-TABE	6.6
Post TABE	6.9
Reading: Pre-TABE	7.2
Post TABE	8.0

EDUCATION PLACEMENT WHILE ON PAROLE

District High School	56
Charter School	38
Online School	13
GED Preparation	19
Post-Secondary School	11
Vocational Training	15
Employment	32

HEALTH SERVICES

Hospital Admissions	0
Medical Screenings (Parole Violators)	15
Medical Screenings (New Commits)	35
Provider Visits	75
Nursing Sick Call	1,251
Dental Screenings	108
Requiring Mental Health Services	135

TREATMENT PROGRAMS

CORE PROGRAM	Male	Female	Total
New Freedom	313	40	353
SPECIALTY PROGRAMS - Treatment in addition to Core Program			
Sexual Behavior	41	0	41
Mental Health	15	19	34
Substance Treatment	63	18	81
	119	37	156

RECIDIVISM RATES

Return to Custody Rates by Length of Follow-Up	
12 Months (2011 Releases)	33.4%
24 Months (2010 Releases)	39.7%
36 Months (2009 Releases)	45.2%

Recidivism is defined as a return to custody with the Arizona Department of Juvenile Corrections (ADJC) (consists of parole revocations and commitments) or the Arizona Department of Corrections (ADC) following the release from a first time ADJC commitment.

COMMITMENT OFFENSES

(Parole Total does not include interstate "in" youth)

	SECURE CARE	PAROLE
Property	118	60
Crimes Against Persons	91	43
Drug Offense	52	38
Public Order	31	18
Technical	37	21
Other	18	7
Weapons	6	2
TOTAL	353	189

LEVEL OF OFFENSE

(Parole Total does not include interstate "in" youth)

	SECURE CARE	PAROLE
Felony 1	0	1
Felony 2	15	12
Felony 3	50	19
Felony 4	37	17
Felony 5	18	8
Felony 6	97	52
Misdemeanor	99	59
Technical Offense	37	21
TOTAL	353	189

REFERRAL COUNT

(Parole Total does not include interstate "in" youth)

	SECURE CARE	PAROLE
1-3 Referrals	39	12
4-6 Referrals	54	40
7-9 Referrals	71	42
10-12 Referrals	66	33
13 or More Referrals	123	62
TOTAL	353	189

RISK TO RECIDIVATE

	NUMBER	PERCENTAGE
High	21	5.95%
Medium	151	42.78%
Low	181	51.27%
TOTAL	353	100.00%

RESTITUTION

Arizona Crime Victims

New Court Ordered Restitution	\$12,295.17
Victim Compensation Collected	\$876.48
Victim Contacts and Services	155
Victim Notifications of Release	2

ARIZONA DEPARTMENT OF JUVENILE CORRECTIONS
SAFER COMMUNITIES THROUGH SUCCESSFUL YOUTH

JUST THE FACTS

NOVEMBER 2013

JANICE K. BREWER
GOVERNOR

CHARLES FLANAGAN
DIRECTOR

For further information please contact:

ARIZONA
DEPARTMENT OF JUVENILE
CORRECTIONS
1624 West Adams Street
Phoenix, Arizona 85007
(602) 364-4051

<http://www.azdjcc.gov>

This report contains preliminary statistics.
Updates will be posted on the ADJC website.
Please refer to the online reports for the most
current data. Thank you.

Revised 12-10-2013

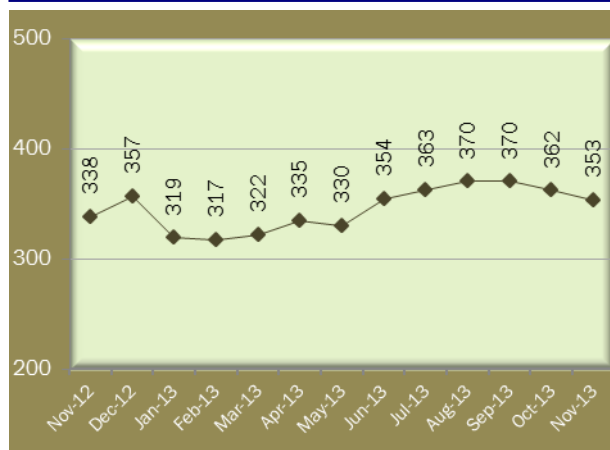
ADJC CENSUS

FACILITY	DESIGN CAPACITY	OPERATIONAL CAPACITY	CURRENT POPULATION
Adobe Mountain South	456	302	266
Adobe Mountain North	158	101	87
Secure Care Total	614	403	353
Community Supervision*	269	39	308
ADJC Total Population			661

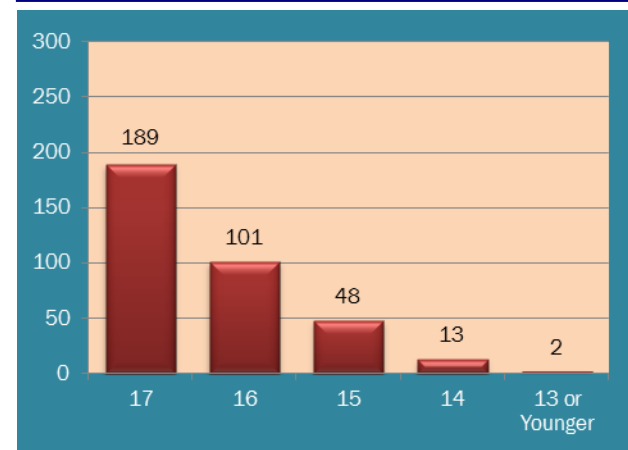
* Community Supervision includes Parole, Interstate Compact and Abscond

MONTHLY COMMITTED POPULATION

(Population based on the last day of the month)



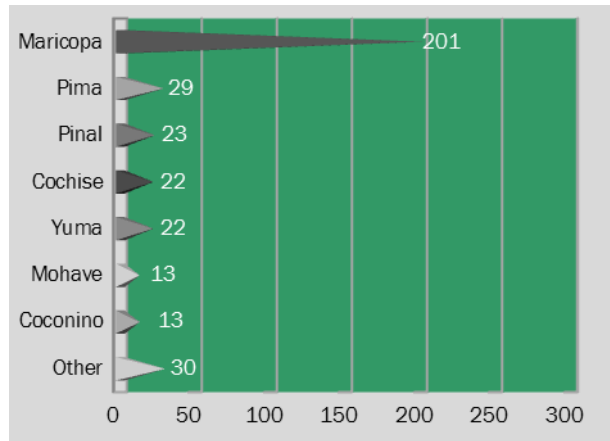
COMMITTED AGE DISTRIBUTION



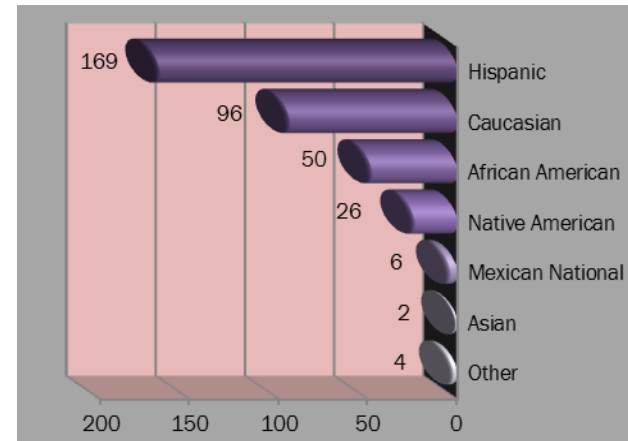
BED CAPACITY & POPULATION DETAIL

CATEGORY	MALE	FEMALE	TOTAL
Operational Capacity	302	101	403
Juvenile Population	313	40	353
Bed Surplus	-11	61	50
Monthly Admissions	49	5	54
Monthly Releases	55	6	61
Month's Growth	-6	-1	-7

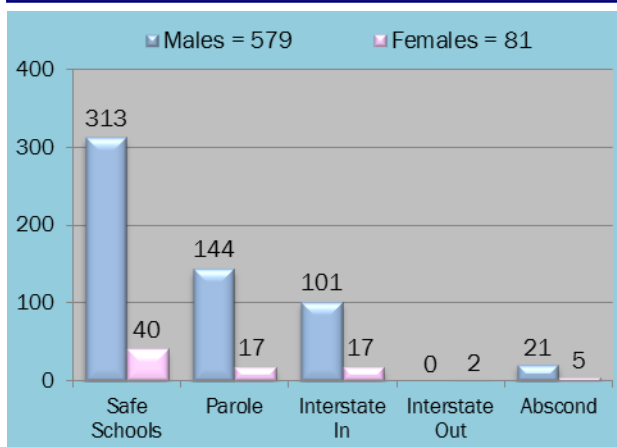
COMMITTED POPULATION BY COUNTY



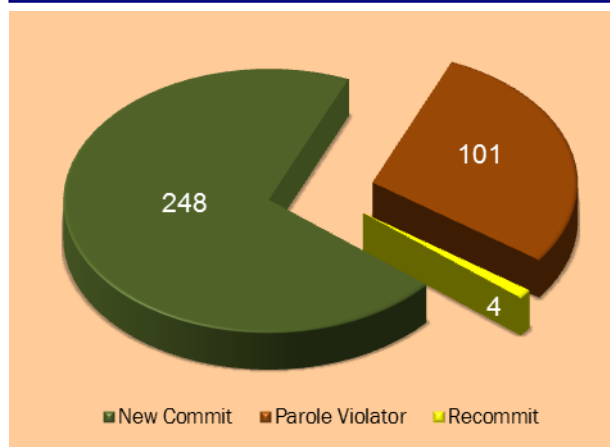
COMMITTED ETHNIC DISTRIBUTION



CURRENT POPULATION BREAKDOWN



COMMITTED POPULATION BY STATUS



NEW COMMITS RELEASED BY TIME SERVED

