

## EDUCATION PLACEMENT

Enrolled in School .....	309
Enrolled in Career & Technical Education .....	139
Enrolled in Online Education .....	32
Enrolled in Special Education .....	102
GED Certificates Awarded ..... 0 FY 14 .....	97
High School Diplomas Awarded ..... 5 FY 14 .....	19
Math: Pre-TABE ..... 6.7 Post TABE .....	7.0
Reading: Pre-TABE ..... 7.1 Post TABE .....	7.8

## EDUCATION PLACEMENT WHILE ON PAROLE

District High School .....	62
Charter School .....	45
Online School .....	12
GED Preparation .....	6
Post-Secondary School .....	8
Vocational Training .....	13
Employment .....	29

## HEALTH SERVICES

Hospital Admissions .....	1
Medical Screenings (Parole Violators) .....	19
Medical Screenings (New Commits) .....	23
Provider Visits .....	156
Nursing Sick Call .....	1,457
Dental Screenings .....	110
Requiring Mental Health Services .....	87

## TREATMENT PROGRAMS

CORE PROGRAM	Male	Female	Total
New Freedom	288	46	334
<b>SPECIALTY PROGRAMS - Treatment in addition to Core Program</b>			
Sexual Behavior	42	0	42
Mental Health	15	27	42
Substance Treatment	58	19	77
	115	46	161

## RECIDIVISM RATES

Return to Custody Rates by Length of Follow-Up	
12 Months (2011 Releases)	33.4%
24 Months (2010 Releases)	39.7%
36 Months (2009 Releases)	45.2%

Recidivism is defined as a return to custody with the Arizona Department of Juvenile Corrections (ADJC) (consists of parole revocations and recommitments) or the Arizona Department of Corrections (ADC) following the release from a first time ADJC commitment.

## COMMITMENT OFFENSES

(Parole Total does not include interstate "in" youth)

	SECURE CARE	PAROLE
Property	110	43
Crimes Against Persons	88	47
Drug Offense	56	28
Public Order	28	18
Technical	19	13
Other	29	11
Weapons	4	2
<b>TOTAL</b>	<b>334</b>	<b>162</b>

## LEVEL OF OFFENSE

(Parole Total does not include interstate "in" youth)

	SECURE CARE	PAROLE
Felony 1	0	0
Felony 2	15	11
Felony 3	52	15
Felony 4	29	14
Felony 5	17	10
Felony 6	93	45
Misdemeanor	108	54
Technical Offense	20	13
<b>TOTAL</b>	<b>334</b>	<b>162</b>

## REFERRAL COUNT

(Parole Total does not include interstate "in" youth)

	SECURE CARE	PAROLE
1-3 Referrals	42	12
4-6 Referrals	49	28
7-9 Referrals	60	39
10-12 Referrals	70	28
13 or More Referrals	113	55
<b>TOTAL</b>	<b>334</b>	<b>162</b>

## RISK TO RECIDIVATE

	NUMBER	PERCENTAGE
High	26	7.78%
Medium	138	41.32%
Low	170	50.90%
<b>TOTAL</b>	<b>334</b>	<b>100.00%</b>

## RESTITUTION

### Arizona Crime Victims

New Court Ordered Restitution .....	\$36,067.01
Victim Compensation Collected .....	\$961.98
Victim Contacts and Services .....	170
Victim Notifications of Release .....	1

ARIZONA DEPARTMENT OF JUVENILE CORRECTIONS  
SAFER COMMUNITIES THROUGH SUCCESSFUL YOUTH

# JUST THE FACTS

FEBRUARY 2014

JANICE K. BREWER  
GOVERNOR

CHARLES FLANAGAN  
DIRECTOR

For further information please contact:

ARIZONA  
DEPARTMENT OF JUVENILE  
CORRECTIONS  
1624 West Adams Street  
Phoenix, Arizona 85007  
(602) 364-4051

<http://www.azdjcc.gov>

This report contains preliminary statistics.  
Updates will be posted on the ADJC website.  
Please refer to the online reports for the most  
current data. Thank you.

Revised 03/10/2014

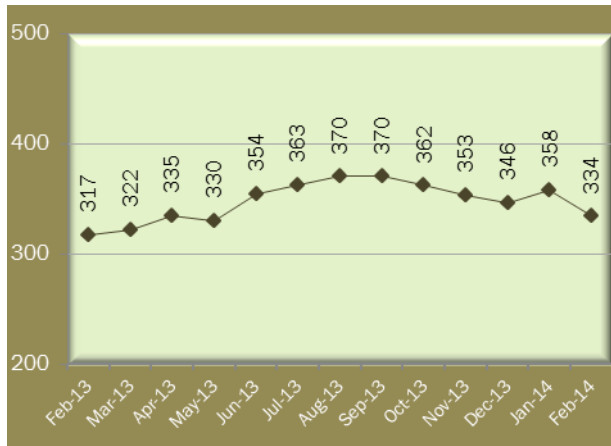
### ADJC CENSUS

FACILITY	DESIGN CAPACITY	OPERATIONAL CAPACITY	CURRENT POPULATION
Adobe Mountain South	456	302	253
Adobe Mountain North	158	101	81
<b>Secure Care Total</b>	<b>614</b>	<b>403</b>	<b>334</b>
<b>Community Supervision*</b>			<b>288</b>
<b>ADJC Total Population</b>			<b>622</b>

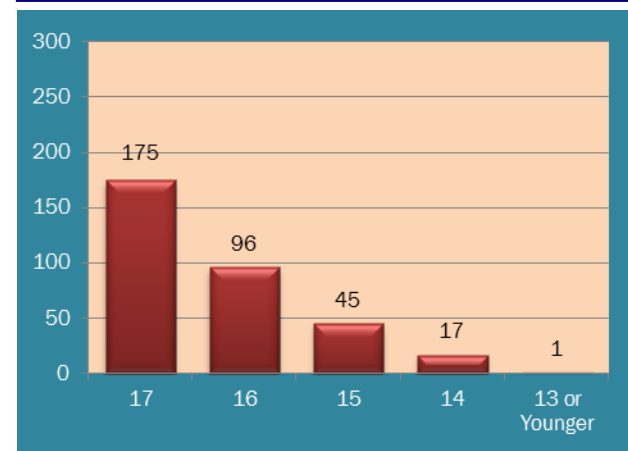
\* Community Supervision includes Parole, Interstate Compact and Abscond

### MONTHLY COMMITTED POPULATION

(Population based on the last day of the month)



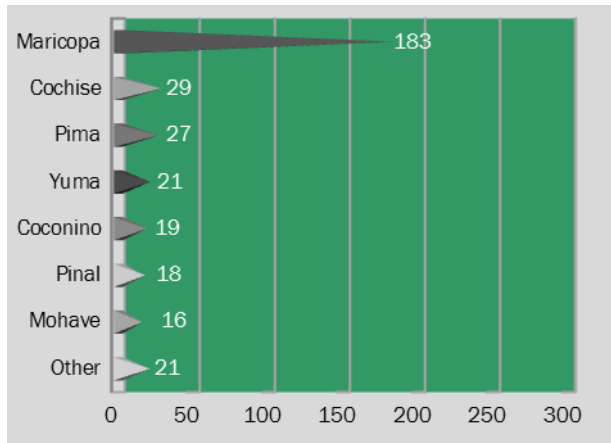
### COMMITTED AGE DISTRIBUTION



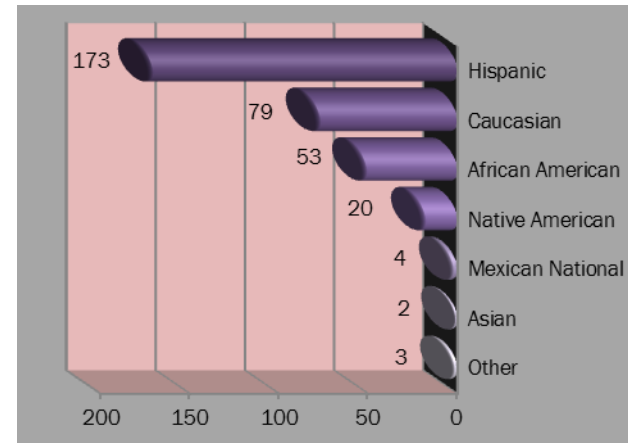
### BED CAPACITY & POPULATION DETAIL

CATEGORY	MALE	FEMALE	TOTAL
Operational Capacity	302	101	<b>403</b>
Juvenile Population	228	46	<b>334</b>
<b>Bed Surplus</b>	<b>14</b>	<b>55</b>	<b>69</b>
Monthly Admissions	36	8	<b>44</b>
Monthly Releases	66	1	<b>67</b>
<b>Month's Growth</b>	<b>-30</b>	<b>7</b>	<b>-23</b>

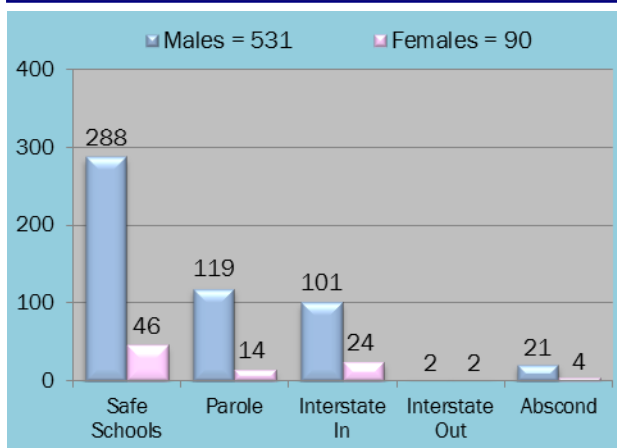
### COMMITTED POPULATION BY COUNTY



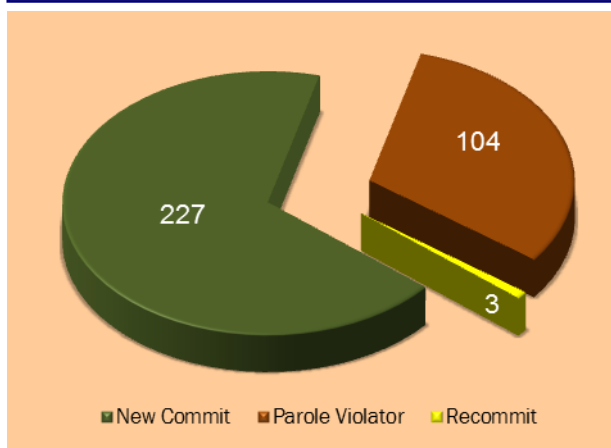
### COMMITTED ETHNIC DISTRIBUTION



### CURRENT POPULATION BREAKDOWN



### COMMITTED POPULATION BY STATUS



### NEW COMMITS RELEASED BY TIME SERVED

