

## EDUCATION PLACEMENT

Enrolled in School .....	307
Enrolled in Career & Technical Education .....	105
Enrolled in Online Education .....	20
Enrolled in Special Education .....	108
GED Certificates Awarded ..... 0 FY 14 .....	97
High School Diplomas Awarded ..... 0 FY 14 .....	27
Math: Pre-TABE ..... 6.6 Post TABE .....	6.9
Reading: Pre-TABE ..... 7.3 Post TABE .....	7.9

## EDUCATION PLACEMENT WHILE ON PAROLE

District High School .....	55
Charter School .....	40
Online School .....	8
GED Preparation .....	8
Post-Secondary School .....	7
Vocational Training .....	9
Employment .....	24

## HEALTH SERVICES

Hospital Admissions .....	0
Medical Screenings (Parole Violators) .....	22
Medical Screenings (New Commits) .....	40
Provider Visits .....	147
Nursing Sick Call .....	1,392
Dental Screenings .....	154
Requiring Mental Health Services .....	90

## TREATMENT PROGRAMS

CORE PROGRAM	Male	Female	Total
New Freedom	305	45	350
<b>SPECIALTY PROGRAMS - Treatment in addition to Core Program</b>			
Sexual Behavior	46	0	46
Mental Health	15	25	40
Substance Treatment	60	18	78
	121	43	164

## RECIDIVISM RATES

Return to Custody Rates by Length of Follow-Up	
12 Months (2012 Releases)	30.3%
24 Months (2011 Releases)	44.2%
36 Months (2010 Releases)	45.9%

Recidivism is defined as a return to custody with the Arizona Department of Juvenile Corrections (ADJC) (consists of parole revocations and commitments) or the Arizona Department of Corrections (ADC) following the release from a first time ADJC commitment.

## COMMITMENT OFFENSES

(Parole Total does not include interstate "in" youth)

	SECURE CARE	PAROLE
Property	116	42
Crimes Against Persons	97	34
Drug Offense	60	25
Public Order	22	17
Technical	10	12
Other	38	9
Weapons	7	3
<b>TOTAL</b>	<b>350</b>	<b>142</b>

## LEVEL OF OFFENSE

(Parole Total does not include interstate "in" youth)

	SECURE CARE	PAROLE
Felony 1	0	0
Felony 2	19	9
Felony 3	56	11
Felony 4	33	12
Felony 5	19	9
Felony 6	105	39
Misdemeanor	107	50
Technical Offense	11	12
<b>TOTAL</b>	<b>350</b>	<b>142</b>

## REFERRAL COUNT

(Parole Total does not include interstate "in" youth)

	SECURE CARE	PAROLE
1-3 Referrals	43	8
4-6 Referrals	45	24
7-9 Referrals	62	35
10-12 Referrals	75	24
13 or More Referrals	125	51
<b>TOTAL</b>	<b>350</b>	<b>142</b>

## RISK TO RECIDIVATE

	NUMBER	PERCENTAGE
High	33	9.43%
Medium	123	35.14%
Low	194	55.43%
<b>TOTAL</b>	<b>350</b>	<b>100.00%</b>

## RESTITUTION

### Arizona Crime Victims

New Court Ordered Restitution .....	\$27,703.45
Victim Compensation Collected .....	\$1,904.82
Victim Contacts and Services .....	239
Victim Notifications of Release .....	3

ARIZONA DEPARTMENT OF JUVENILE CORRECTIONS  
SAFER COMMUNITIES THROUGH SUCCESSFUL YOUTH

# JUST THE FACTS

APRIL 2014

JANICE K. BREWER  
GOVERNOR

CHARLES FLANAGAN  
DIRECTOR

For further information please contact:

ARIZONA  
DEPARTMENT OF JUVENILE  
CORRECTIONS  
1624 West Adams Street  
Phoenix, Arizona 85007  
(602) 364-4051

<http://www.azdjcc.gov>

This report contains preliminary statistics.  
Updates will be posted on the ADJC website.  
Please refer to the online reports for the most  
current data. Thank you.

Revised 05/30/2014

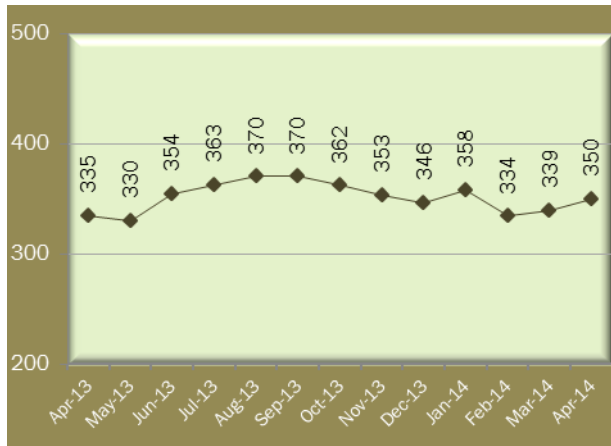
### ADJC CENSUS

FACILITY	DESIGN CAPACITY	OPERATIONAL CAPACITY	CURRENT POPULATION
Adobe Mountain South	456	302	254
Adobe Mountain North	158	101	96
<b>Secure Care Total</b>	<b>614</b>	<b>403</b>	<b>350</b>
<b>Community Supervision*</b>			<b>270</b>
<b>ADJC Total Population</b>			<b>620</b>

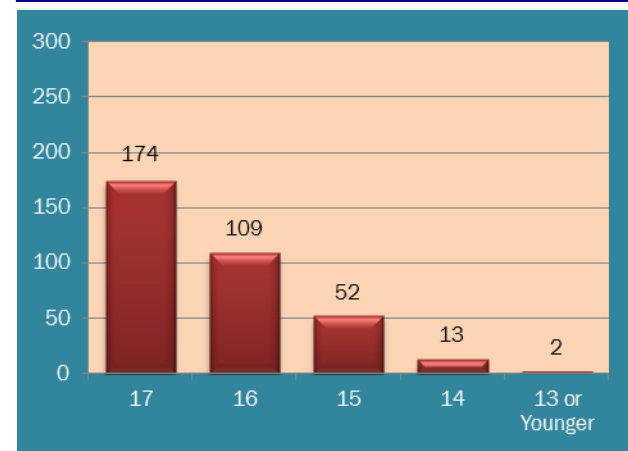
\* Community Supervision includes Parole, Interstate Compact and Abscond

### MONTHLY COMMITTED POPULATION

(Population based on the last day of the month)



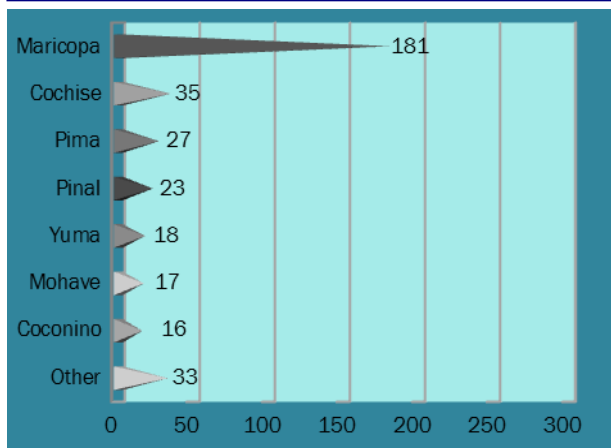
### COMMITTED AGE DISTRIBUTION



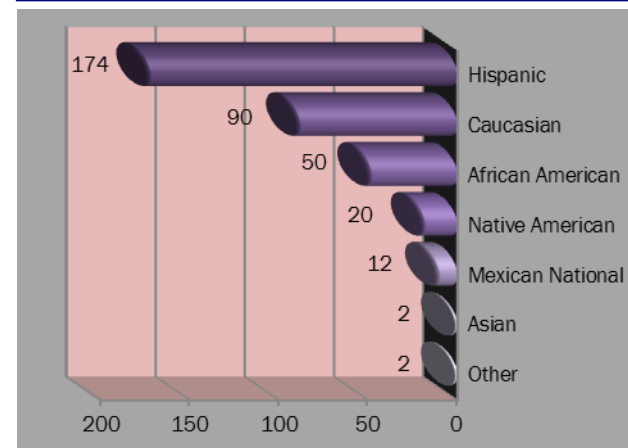
### BED CAPACITY & POPULATION DETAIL

CATEGORY	MALE	FEMALE	TOTAL
Operational Capacity	302	101	<b>403</b>
Juvenile Population	305	45	<b>350</b>
<b>Bed Surplus</b>	<b>-3</b>	<b>56</b>	<b>53</b>
Monthly Admissions	52	5	<b>57</b>
Monthly Releases	44	2	<b>46</b>
<b>Month's Growth</b>	<b>8</b>	<b>3</b>	<b>11</b>

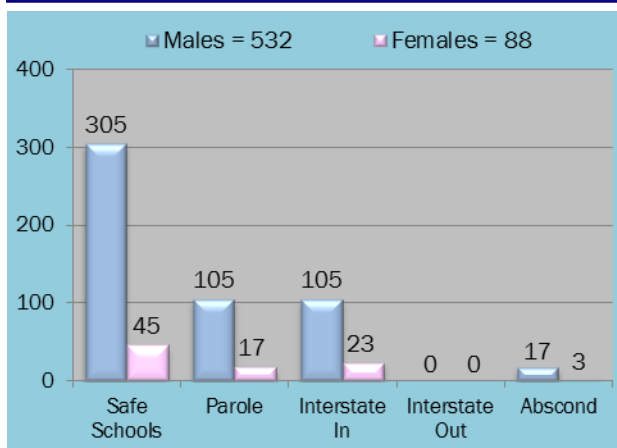
### COMMITTED POPULATION BY COUNTY



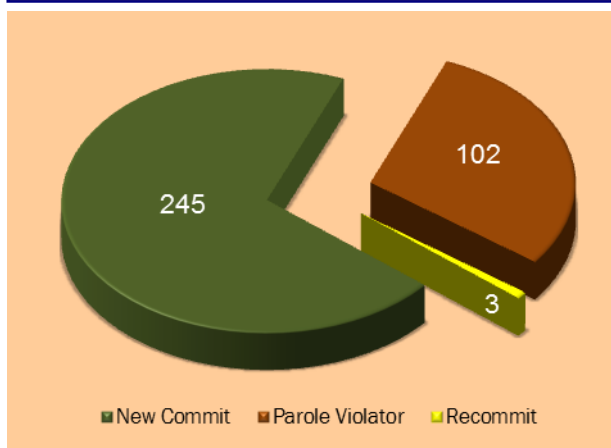
### COMMITTED ETHNIC DISTRIBUTION



### CURRENT POPULATION BREAKDOWN



### COMMITTED POPULATION BY STATUS



### NEW COMMITS RELEASED BY TIME SERVED

