

EDUCATION PLACEMENT

Enrolled in School	310
Enrolled in Career & Technical Education	111
Enrolled in Online Education	24
Enrolled in Special Education	90
GED Certificates Awarded	7
GED Certificates Awarded FY15	9
High School Diplomas Awarded	7
High School Diplomas Awarded FY15	8

EDUCATION PLACEMENT WHILE ON PAROLE

District High School	52
Charter School	32
Online School	7
GED Preparation	10
Post-Secondary School	10
Vocational Training	12
Employment	38

HEALTH SERVICES

Hospital Admissions	0
Medical Screenings (Parole Violators)	21
Medical Screenings (New Commits)	24
Provider Visits	167
Nursing Sick Call	1,500
Dental Screenings	116
Requiring Mental Health Services	90

TREATMENT PROGRAMS

CORE PROGRAM	Male	Female	Total
New Freedom	311	37	348
SPECIALTY PROGRAMS - Treatment in addition to Core Program			
Sexual Behavior	41	0	41
Mental Health	19	20	39
Substance Treatment	77	16	93
	137	36	173

RECIDIVISM RATES

Return to Custody Rates by Length of Follow-Up	
12 Months (2012 Releases)	30.3%
24 Months (2011 Releases)	44.2%
36 Months (2010 Releases)	45.9%

Recidivism is defined as a return to custody with the Arizona Department of Juvenile Corrections (ADJC) (consists of parole revocations and commitments) or the Arizona Department of Corrections (ADC) following the release from a first time ADJC commitment.

COMMITMENT OFFENSES

(Parole Total does not include interstate "in" youth)

	SECURE CARE	PAROLE
Property	114	54
Crimes Against Persons	88	35
Drug Offense	61	27
Public Order	28	8
Technical	10	5
Other	36	13
Weapons	11	2
TOTAL	348	144

LEVEL OF OFFENSE

(Parole Total does not include interstate "in" youth)

	SECURE CARE	PAROLE
Felony 1	0	0
Felony 2	14	7
Felony 3	61	14
Felony 4	38	13
Felony 5	18	11
Felony 6	113	45
Misdemeanor	94	49
Technical Offense	10	5
TOTAL	348	144

REFERRAL COUNT

(Parole Total does not include interstate "in" youth)

	SECURE CARE	PAROLE
1-3 Referrals	45	12
4-6 Referrals	50	19
7-9 Referrals	67	37
10-12 Referrals	69	29
13 or More Referrals	117	47
TOTAL	348	144

RISK TO RECIDIVATE

	NUMBER	PERCENTAGE
High	30	8.62%
Medium	122	35.06%
Low	196	56.32%
TOTAL	348	100.00%

RESTORATIVE JUSTICE

	THIS MONTH	YTD
Victim Restitution Collected	\$946.78	\$1,937.34
Victim Notification of Release	1	7

ARIZONA DEPARTMENT OF JUVENILE CORRECTIONS
SAFER COMMUNITIES THROUGH SUCCESSFUL YOUTH

JUST THE FACTS

AUGUST 2014

JANICE K. BREWER
GOVERNOR

CHARLES FLANAGAN
DIRECTOR

For further information please contact:

ARIZONA
DEPARTMENT OF JUVENILE
CORRECTIONS
1624 West Adams Street
Phoenix, Arizona 85007
(602) 364-4051

<http://www.azdjcc.gov>

This report contains preliminary statistics.
Updates will be posted on the ADJC website.
Please refer to the online reports for the most
current data. Thank you.

Revised 09/10/2014

ADJC CENSUS

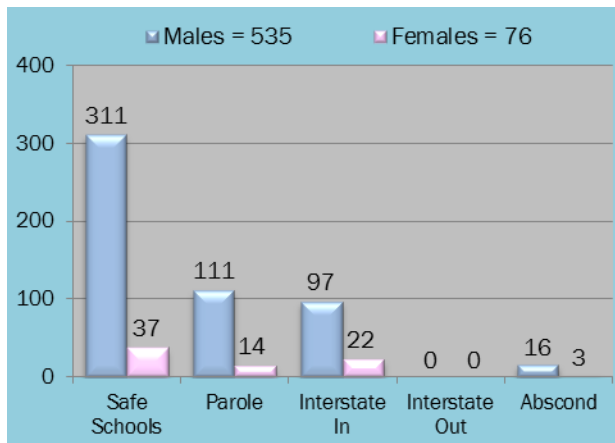
FACILITY	DESIGN CAPACITY	OPERATIONAL CAPACITY	CURRENT POPULATION
Adobe Mountain South	456	302	262
Adobe Mountain North	158	101	86
SECURE CARE TOTAL	614	403	348
COMMUNITY SUPERVISION*			263
ADJC TOTAL POPULATION			611

* Community Supervision includes Parole, Interstate Compact and Abscond

BED CAPACITY & POPULATION DETAIL

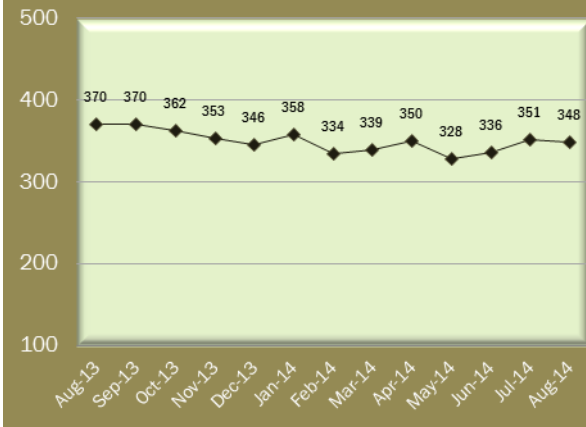
CATEGORY	MALE	FEMALE	TOTAL
Operational Capacity	302	101	403
Juvenile Population	311	37	348
BED SURPLUS	-9	64	55
MONTHLY ADMISSIONS			
New Commitment	24	0	24
Parole Violator (Revoked)	18	1	19
Re-Commitment	0	0	0
TOTAL ADMISSIONS	42	1	43
MONTHLY RELEASES			
Release to Community	26	5	31
Aged Out (18)	11	5	16
Transfer to Adult	0	0	0
Ice Discharge	0	0	0
TOTAL RELEASES	37	10	47
MONTHLY GROWTH	5	-9	-4

CURRENT POPULATION BREAKDOWN

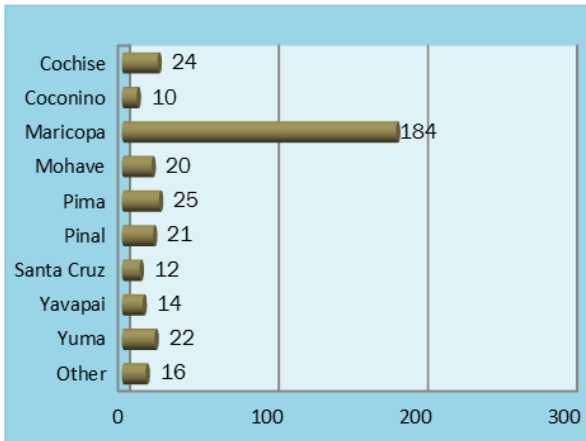


MONTHLY COMMITTED POPULATION

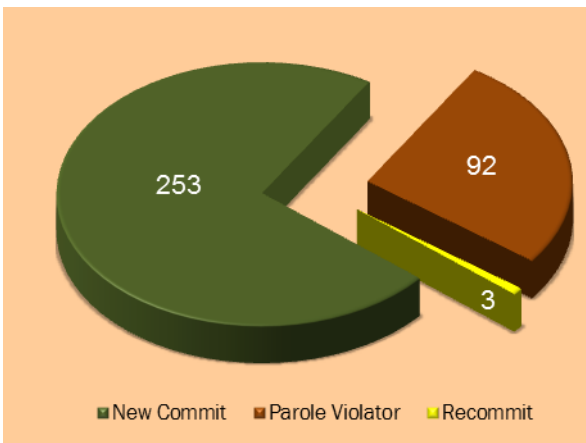
(Population based on the last day of the month)



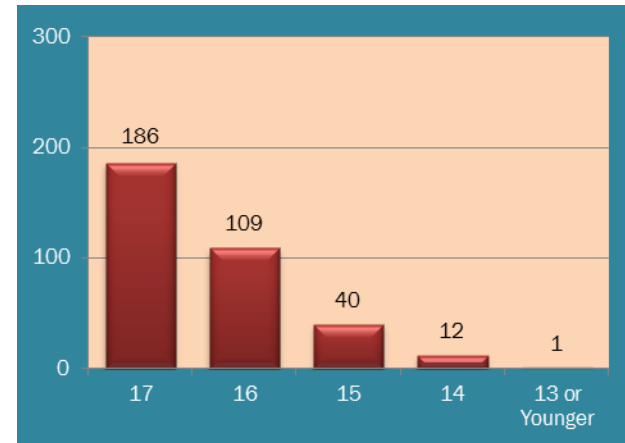
COMMITTED POPULATION BY COUNTY



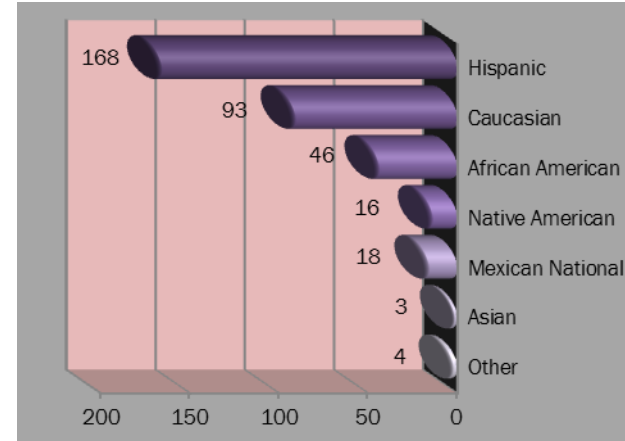
COMMITTED POPULATION BY STATUS



COMMITTED AGE DISTRIBUTION



COMMITTED ETHNIC DISTRIBUTION



NEW COMMITTS RELEASED BY TIME SERVED

