

EDUCATION PLACEMENT

Enrolled in School	314
Enrolled in Career & Technical Education	119
Enrolled in Online Education	21
Enrolled in Special Education	94
GED Certificates Awarded	20
GED Certificates Awarded FY15	29
High School Diplomas Awarded	4
High School Diplomas Awarded FY15	12

EDUCATION PLACEMENT WHILE ON PAROLE

District High School	48
Charter School	28
Online School	6
GED Preparation	8
Post-Secondary School	7
Vocational Training	12
Employment	32

HEALTH SERVICES

Hospital Admissions	0
Medical Screenings (Parole Violators)	11
Medical Screenings (New Commits)	37
Provider Visits	140
Nursing Sick Call	1,126
Dental Screenings	138
Requiring Mental Health Services	86

TREATMENT PROGRAMS

CORE PROGRAM	Male	Female	Total
New Freedom	318	32	350
SPECIALTY PROGRAMS - Treatment in addition to Core Program			
Sexual Behavior	42	0	42
Mental Health	18	16	34
Substance Treatment	69	15	84
	129	31	160

RECIDIVISM RATES

Return to Custody Rates by Length of Follow-Up	
12 Months (2012 Releases)	30.3%
24 Months (2011 Releases)	44.2%
36 Months (2010 Releases)	45.9%

Recidivism is defined as a return to custody with the Arizona Department of Juvenile Corrections (ADJC) (consists of parole revocations and commitments) or the Arizona Department of Corrections (ADC) following the release from a first time ADJC commitment.

COMMITMENT OFFENSES

(Parole Total does not include interstate "in" youth)

	SECURE CARE	PAROLE
Property	113	50
Crimes Against Persons	94	38
Drug Offense	58	28
Public Order	27	8
Technical	8	4
Other	39	12
Weapons	11	1
TOTAL	350	141

LEVEL OF OFFENSE

(Parole Total does not include interstate "in" youth)

	SECURE CARE	PAROLE
Felony 1	0	0
Felony 2	13	7
Felony 3	62	17
Felony 4	33	12
Felony 5	21	13
Felony 6	108	45
Misdemeanor	105	43
Technical Offense	8	4
TOTAL	350	141

REFERRAL COUNT

(Parole Total does not include interstate "in" youth)

	SECURE CARE	PAROLE
1-3 Referrals	50	10
4-6 Referrals	52	18
7-9 Referrals	66	35
10-12 Referrals	70	31
13 or More Referrals	112	47
TOTAL	350	141

RISK TO RECIDIVATE

	NUMBER	PERCENTAGE
High	28	8.00%
Medium	120	34.29%
Low	202	57.71%
TOTAL	350	100.00%

RESTORATIVE JUSTICE

	THIS MONTH	YTD
Victim Restitution Collected	\$703.94	\$2,641.28
Victim Notification of Release	1	8

ARIZONA DEPARTMENT OF JUVENILE CORRECTIONS
SAFER COMMUNITIES THROUGH SUCCESSFUL YOUTH

JUST THE FACTS

SEPTEMBER 2014

JANICE K. BREWER
GOVERNOR

CHARLES FLANAGAN
DIRECTOR

For further information please contact:

ARIZONA
DEPARTMENT OF JUVENILE
CORRECTIONS
1624 West Adams Street
Phoenix, Arizona 85007
(602) 364-4051

<http://www.azdjc.gov>

This report contains preliminary statistics.
Updates will be posted on the ADJC website.
Please refer to the online reports for the most
current data. Thank you.

Revised 10/16/2014

ADJC CENSUS

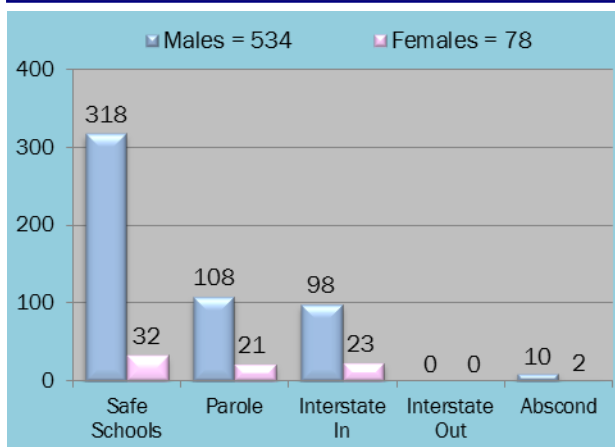
FACILITY	DESIGN CAPACITY	OPERATIONAL CAPACITY	CURRENT POPULATION
Adobe Mountain South	456	302	269
Adobe Mountain North	158	101	81
SECURE CARE TOTAL	614	403	350
COMMUNITY SUPERVISION*			262
ADJC TOTAL POPULATION			612

* Community Supervision includes Parole, Interstate Compact and Abscond

BED CAPACITY & POPULATION DETAIL

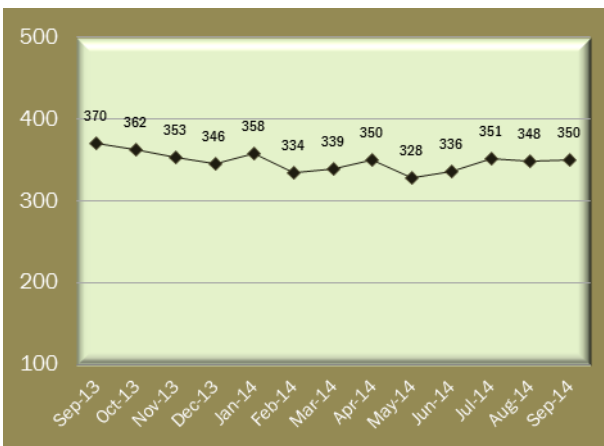
CATEGORY	MALE	FEMALE	TOTAL
Operational Capacity	302	101	403
Juvenile Population	318	32	350
BED SURPLUS	-16	69	53
MONTHLY ADMISSIONS			
New Commitment	34	3	37
Parole Violator (Revoked)	12	1	13
Re-Commitment	0	0	0
TOTAL ADMISSIONS	46	4	50
MONTHLY RELEASES			
Release to Community	23	8	31
Aged Out (18)	20	1	21
Transfer to Adult	1	0	1
Ice Discharge	0	0	0
TOTAL RELEASES	43	9	52
MONTHLY GROWTH	3	-5	-2

CURRENT POPULATION BREAKDOWN

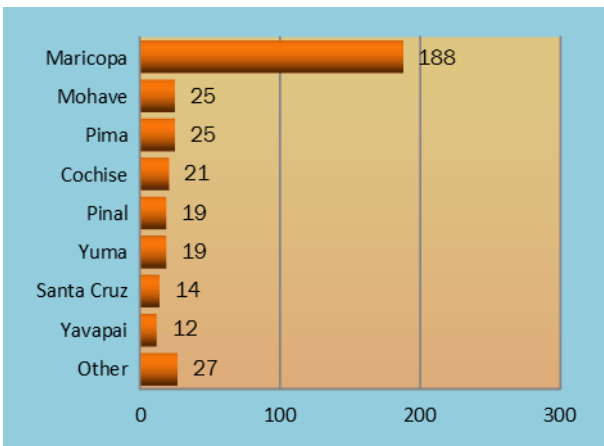


MONTHLY COMMITTED POPULATION

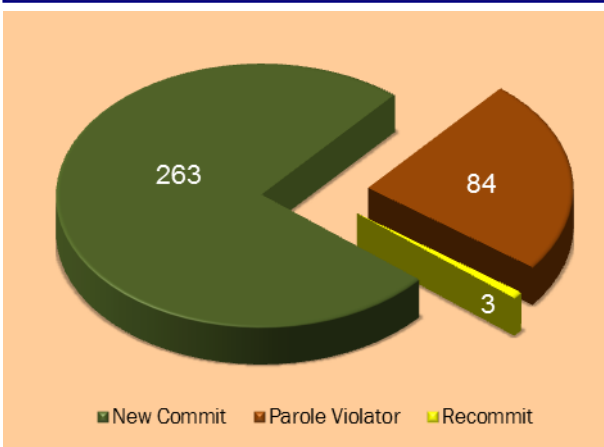
(Population based on the last day of the month)



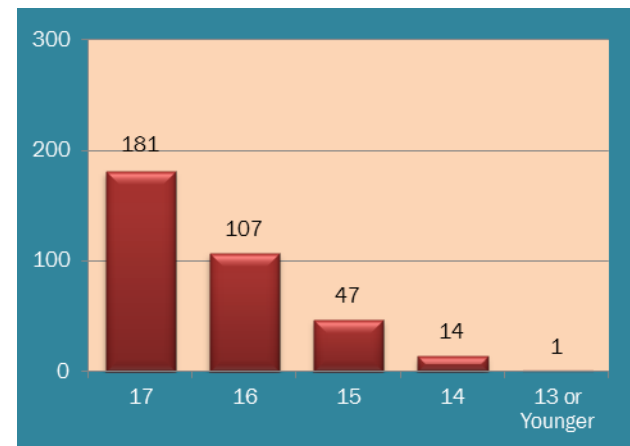
COMMITTED POPULATION BY COUNTY



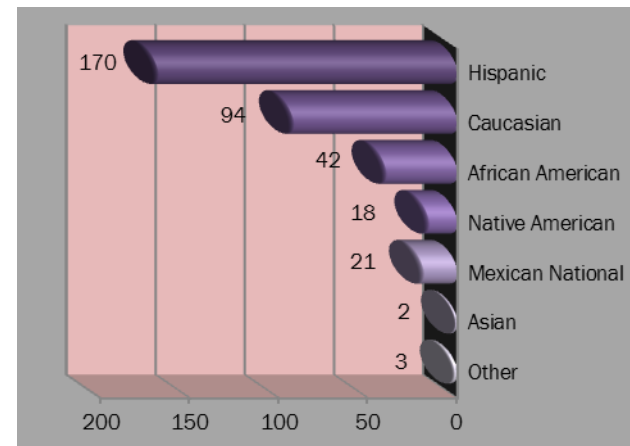
COMMITTED POPULATION BY STATUS



COMMITTED AGE DISTRIBUTION



COMMITTED ETHNIC DISTRIBUTION



NEW COMMITS RELEASED BY TIME SERVED

