

## EDUCATION PLACEMENT

Enrolled in School .....	312
Enrolled in Career & Technical Education .....	126
Enrolled in Online Education .....	15
Enrolled in Special Education .....	96
GED Certificates Awarded .....	17
GED Certificates Awarded FY15 .....	46
High School Diplomas Awarded .....	4
High School Diplomas Awarded FY15 .....	16

## EDUCATION PLACEMENT WHILE ON PAROLE

District High School .....	43
Charter School .....	34
Online School .....	8
GED Preparation .....	6
Post-Secondary School .....	7
Vocational Training .....	14
Employment .....	25

## HEALTH SERVICES

Hospital Admissions .....	0
Medical Screenings (Parole Violators) .....	15
Medical Screenings (New Commits) .....	9
Provider Visits .....	175
Nursing Sick Call .....	1,172
Dental Screenings .....	91
Requiring Mental Health Services .....	77

## TREATMENT PROGRAMS

CORE PROGRAM	Male	Female	Total
New Freedom	304	30	334
<b>SPECIALTY PROGRAMS - Treatment in addition to Core Program</b>			
Sexual Behavior	45	0	45
Mental Health	15	16	31
Substance Treatment	70	13	83
	130	29	159

## RECIDIVISM RATES

### Return to Custody Rates by Length of Follow-Up

12 Months (2012 Releases)	30.3%
24 Months (2011 Releases)	44.2%
36 Months (2010 Releases)	45.9%

Recidivism is defined as a return to custody with the Arizona Department of Juvenile Corrections (ADJC) (consists of parole revocations and commitments) or the Arizona Department of Corrections (ADC) following the release from a first time ADJC commitment.

## COMMITMENT OFFENSES

(Parole Total does not include interstate "in" youth)

	SECURE CARE	PAROLE
Property	110	52
Crimes Against Persons	94	34
Drug Offense	47	27
Public Order	28	10
Technical	9	2
Other	36	11
Weapons	10	1
<b>TOTAL</b>	<b>334</b>	<b>137</b>

## LEVEL OF OFFENSE

(Parole Total does not include interstate "in" youth)

	SECURE CARE	PAROLE
Felony 1	0	0
Felony 2	13	8
Felony 3	62	18
Felony 4	30	15
Felony 5	23	11
Felony 6	95	44
Misdemeanor	102	39
Technical Offense	9	2
<b>TOTAL</b>	<b>334</b>	<b>137</b>

## REFERRAL COUNT

(Parole Total does not include interstate "in" youth)

	SECURE CARE	PAROLE
1-3 Referrals	47	11
4-6 Referrals	54	16
7-9 Referrals	63	32
10-12 Referrals	67	30
13 or More Referrals	103	48
<b>TOTAL</b>	<b>334</b>	<b>137</b>

## RISK TO RECIDIVATE

	NUMBER	PERCENTAGE
High	24	7.19%
Medium	107	32.04%
Low	203	60.77%
<b>TOTAL</b>	<b>334</b>	<b>100.00%</b>

## RESTORATIVE JUSTICE

	THIS MONTH	YTD
Victim Restitution Collected	\$717.08	\$3,358.36
Victim Notification of Release	5	13

ARIZONA DEPARTMENT OF JUVENILE CORRECTIONS  
SAFER COMMUNITIES THROUGH SUCCESSFUL YOUTH

# JUST THE FACTS

OCTOBER 2014

JANICE K. BREWER  
GOVERNOR

CHARLES FLANAGAN  
DIRECTOR

For further information please contact:

ARIZONA  
DEPARTMENT OF JUVENILE  
CORRECTIONS  
1624 West Adams Street  
Phoenix, Arizona 85007  
(602) 364-4051

<http://www.azdjcc.gov>

This report contains preliminary statistics.  
Updates will be posted on the ADJC website.  
Please refer to the online reports for the most  
current data. Thank you.

Revised 11/18/2014

## ADJC CENSUS

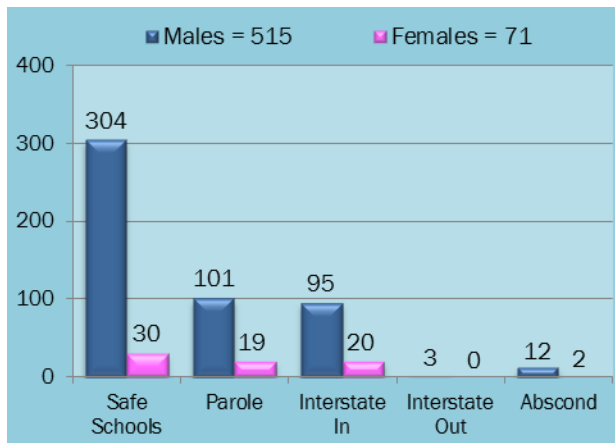
FACILITY	DESIGN CAPACITY	OPERATIONAL CAPACITY	CURRENT POPULATION
Adobe Mountain South	456	302	280
Adobe Mountain North	158	101	54
<b>SECURE CARE TOTAL</b>	<b>614</b>	<b>403</b>	<b>334</b>
<b>COMMUNITY SUPERVISION*</b>			<b>252</b>
<b>ADJC TOTAL POPULATION</b>			<b>586</b>

\* Community Supervision includes Parole, Interstate Compact and Abscond

## BED CAPACITY & POPULATION DETAIL

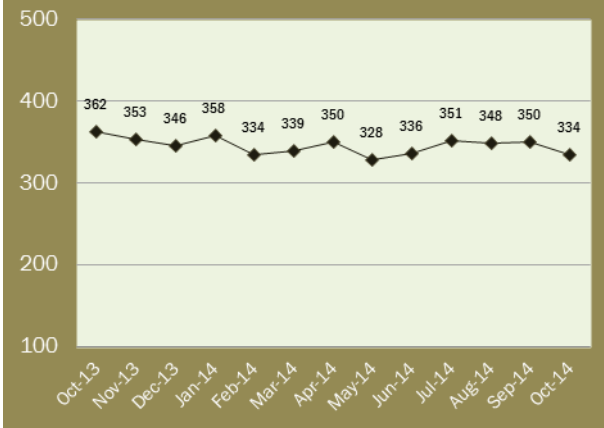
CATEGORY	MALE	FEMALE	TOTAL
Operational Capacity	302	101	403
Juvenile Population	304	30	334
<b>BED SURPLUS</b>	<b>-2</b>	<b>71</b>	<b>69</b>
<b>MONTHLY ADMISSIONS</b>			
New Commitment	15	1	16
Parole Violator (Revoked)	9	2	11
Re-Commitment	0	0	0
<b>TOTAL ADMISSIONS</b>	<b>24</b>	<b>3</b>	<b>27</b>
<b>MONTHLY RELEASES</b>			
Release to Community	21	3	24
Aged Out (18)	13	2	15
Transfer to Adult	3	0	3
Ice Discharge	0	0	0
<b>TOTAL RELEASES</b>	<b>37</b>	<b>5</b>	<b>42</b>
<b>MONTHLY GROWTH</b>	<b>-13</b>	<b>-2</b>	<b>-15</b>

## CURRENT POPULATION BREAKDOWN

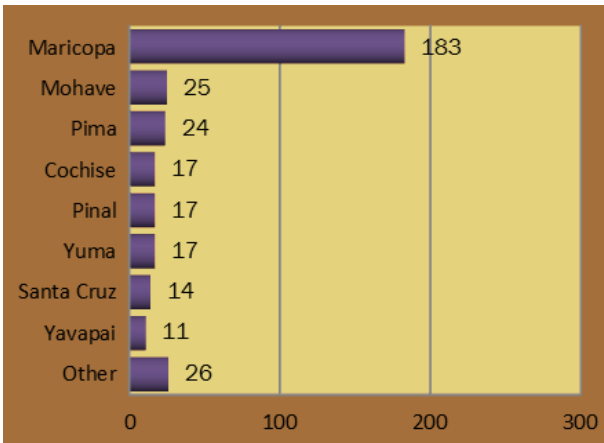


## MONTHLY COMMITTED POPULATION

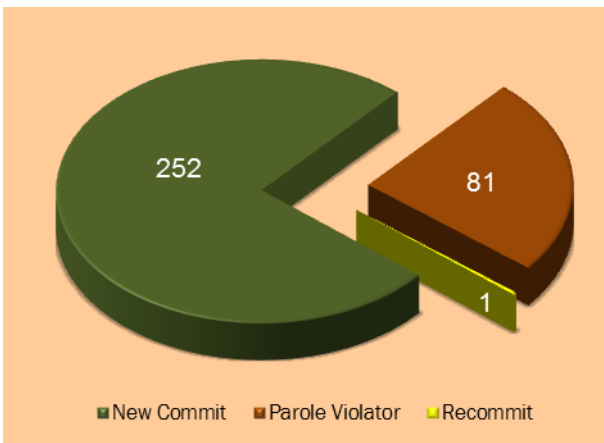
(Population based on the last day of the month)



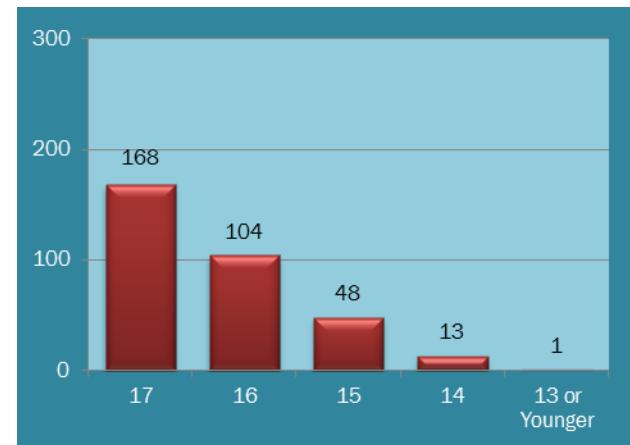
## COMMITTED POPULATION BY COUNTY



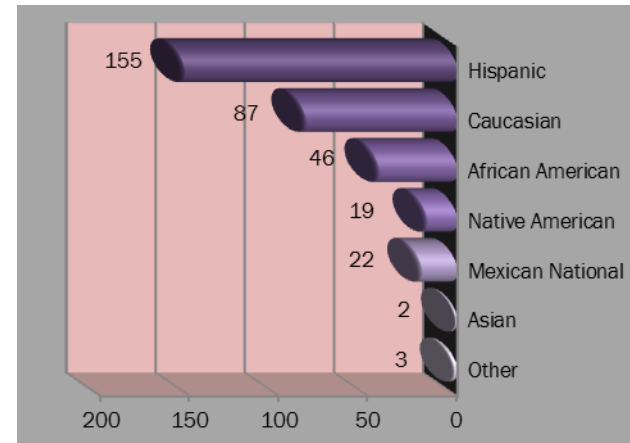
## COMMITTED POPULATION BY STATUS



## COMMITTED AGE DISTRIBUTION



## COMMITTED ETHNIC DISTRIBUTION



## NEW COMMITS RELEASED BY TIME SERVED

