

EDUCATION PLACEMENT

Enrolled in School	294
Enrolled in Career & Technical Education	71
Enrolled in Special Education	88
GED Certificates Awarded	4
GED Certificates Awarded FY15	97
High School Diplomas Awarded	6
High School Diplomas Awarded FY15	73

EDUCATION PLACEMENT WHILE ON PAROLE

District High School	64
Charter School	36
Online School	11
GED Preparation	11
Post-Secondary School	2
Vocational Training	6
Employment	45

HEALTH SERVICES

Hospital Admissions	1
Intake Medical Screenings	29
Intake Dental Screenings	27
Medical Visits	124
Dental Visits	91
Nursing Sick Call Visits	1,728
Mental Health Visits	80

TREATMENT PROGRAMS

CORE PROGRAM	Male	Female	Total
New Freedom	271	34	305
SPECIALTY PROGRAMS - Treatment in addition to Core Program			
Sexual Behavior	45	0	45
Mental Health	21	21	42
Substance Treatment	51	13	64
	117	34	151

RECIDIVISM RATES

Return to Custody Rates by Length of Follow-Up	
12 Months (2012 Releases)	30.3%
24 Months (2011 Releases)	44.2%
36 Months (2010 Releases)	45.9%

Recidivism is defined as a return to custody with the Arizona Department of Juvenile Corrections (ADJC) (consists of parole revocations and commitments) or the Arizona Department of Corrections (ADC) following the release from a first time ADJC commitment.

COMMITMENT OFFENSES

(Parole total does not include interstate "in" youth)

	SECURE CARE	PAROLE
Property	97	46
Crimes Against Persons	93	25
Drug Offense	38	18
Public Order	26	6
Technical	4	3
Other	44	8
Weapons	3	3
TOTAL	305	109

LEVEL OF OFFENSE

(Parole total does not include interstate "in" youth)

	SECURE CARE	PAROLE
Felony 1	0	0
Felony 2	16	8
Felony 3	54	16
Felony 4	25	15
Felony 5	22	5
Felony 6	73	33
Misdemeanor	111	29
Technical Offense	4	3
TOTAL	305	109

REFERRAL COUNT

(Parole total does not include interstate "in" youth)

	SECURE CARE	PAROLE
1-3 Referrals	50	12
4-6 Referrals	42	15
7-9 Referrals	59	20
10-12 Referrals	63	25
13 or More Referrals	91	37
TOTAL	305	109

RISK TO RECIDIVATE

	NUMBER	PERCENTAGE
High	32	10.49%
Medium	110	36.07%
Low	163	53.44%
TOTAL	305	100%

RESTORATIVE JUSTICE

	THIS MONTH	YTD
Victim Restitution Collected	\$778.01	\$8,659.24
Victim Notification of Release	1	30

ARIZONA DEPARTMENT OF JUVENILE CORRECTIONS
SAFER COMMUNITIES THROUGH SUCCESSFUL YOUTH

JUST THE FACTS

MAY 2015

DOUGLAS A. DUCEY
GOVERNOR

DONA MARIE MARKLEY
ASSISTANT DIRECTOR

For further information please contact:

ARIZONA
DEPARTMENT OF JUVENILE
CORRECTIONS
1624 West Adams Street
Phoenix, Arizona 85007
(602) 364-4051

<http://www.azdjcc.gov>

This report contains preliminary statistics.
Updates will be posted on the ADJC website.
Please refer to the online reports for the most
current data. Thank you.

Revised 06/05/2015

ADJC CENSUS

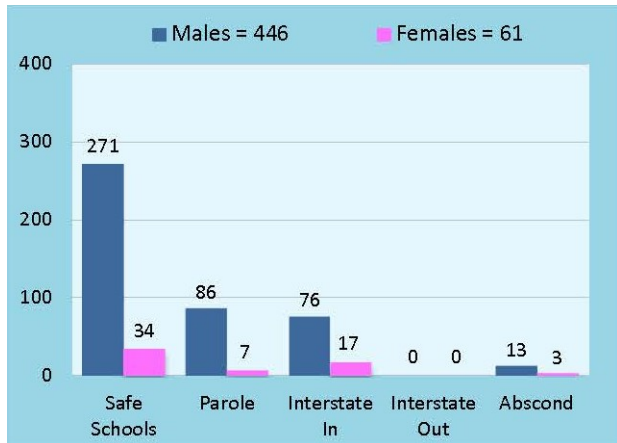
FACILITY	DESIGN CAPACITY	OPERATIONAL CAPACITY	CURRENT POPULATION
Adobe Mountain South	456	302	252
Adobe Mountain North	158	101	53
SECURE CARE TOTAL	614	403	305
COMMUNITY SUPERVISION*			202
ADJC TOTAL POPULATION			507

* Community Supervision includes Parole, Interstate Compact and Abscond

BED CAPACITY & POPULATION DETAIL

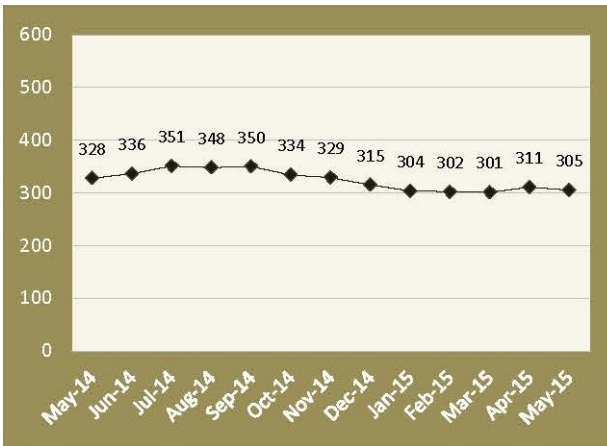
CATEGORY	MALE	FEMALE	TOTAL
Operational Capacity	302	101	403
Juvenile Population	271	34	305
BED SURPLUS	31	67	98
MONTHLY ADMISSIONS			
New Commitment	17	1	18
Parole Violator (Revoked)	11	1	12
Re-Commitment	0	0	0
TOTAL ADMISSIONS	28	2	30
MONTHLY RELEASES			
Release to Community	29	1	30
Aged Out (18)	9	0	9
Transfer to Adult	0	0	0
Ice Discharge	1	0	1
TOTAL RELEASES	39	1	40
MONTHLY GROWTH	-11	1	-10

CURRENT POPULATION BREAKDOWN

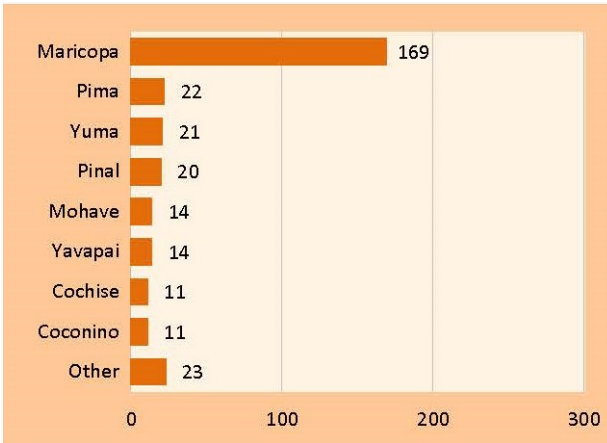


MONTHLY COMMITTED POPULATION

(Population based on the last day of the month)



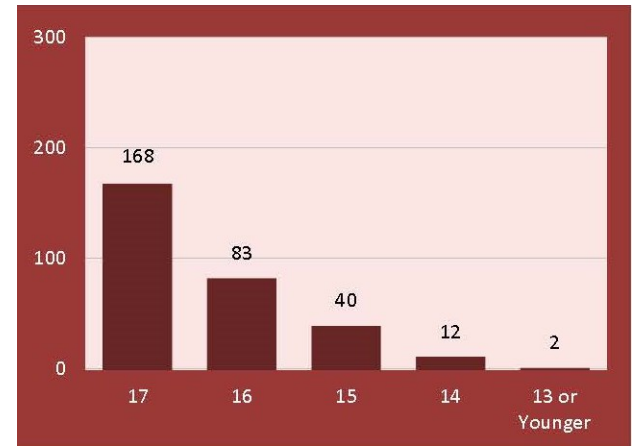
COMMITTED POPULATION BY COUNTY



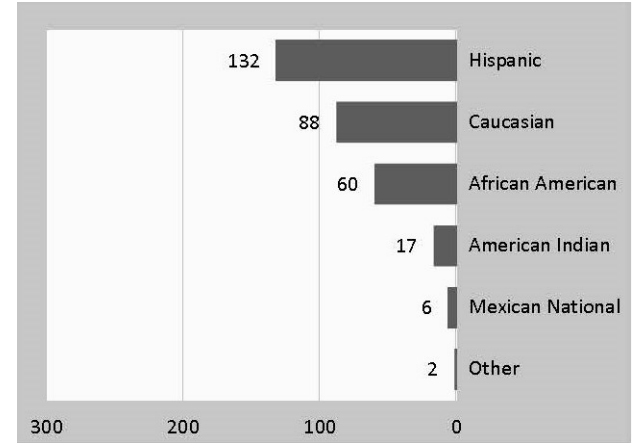
COMMITTED POPULATION BY STATUS



COMMITTED AGE DISTRIBUTION



COMMITTED ETHNIC DISTRIBUTION



NEW COMMITS RELEASED BY TIME SERVED

