

EDUCATION PLACEMENT

Enrolled in School	275
Enrolled in Career & Technical Education	57
Enrolled in Special Education	86
GED Certificates Awarded	10
GED Certificates Awarded FY15	107
High School Diplomas Awarded	7
High School Diplomas Awarded FY15	80

EDUCATION PLACEMENT WHILE ON PAROLE

District High School	65
Charter School	34
Online School	12
GED Preparation	15
Post-Secondary School	5
Vocational Training	6
Employment	40

HEALTH SERVICES

Hospital Admissions	0
Intake Medical Screenings	29
Intake Dental Screenings	22
Medical Visits	135
Dental Visits	79
Nursing Sick Call Visits	2,173
Mental Health Visits	82

TREATMENT PROGRAMS

CORE PROGRAM	Male	Female	Total
New Freedom	249	35	284

SPECIALTY PROGRAMS - Treatment in addition to Core Program

Sexual Behavior	42	0	42
Mental Health	17	15	32
Substance Treatment	47	12	59
	106	27	133

RECIDIVISM RATES

Return to Custody Rates by Length of Follow-Up

12 Months (2013 Releases)	40.5%
24 Months (2012 Releases)	38.1%
36 Months (2011 Releases)	51.1%

Recidivism is defined as a return to custody with the Arizona Department of Juvenile Corrections (ADJC) (parole revocations and commitments) or the Arizona Department of Corrections (ADC) following the release from a first time ADJC commitment.

COMMITMENT OFFENSES

(Parole total does not include interstate "in" youth)

	SECURE CARE	PAROLE
Property	86	44
Crimes Against Persons	90	32
Drug Offense	30	20
Public Order	23	8
Technical	5	2
Other	46	11
Weapons	4	3
TOTAL	284	120

LEVEL OF OFFENSE

(Parole total does not include interstate "in" youth)

	SECURE CARE	PAROLE
Felony 1	0	0
Felony 2	16	6
Felony 3	48	20
Felony 4	21	14
Felony 5	19	8
Felony 6	72	33
Misdemeanor	103	37
Technical Offense	5	2
TOTAL	284	120

REFERRAL COUNT

(Parole total does not include interstate "in" youth)

	SECURE CARE	PAROLE
1-3 Referrals	44	15
4-6 Referrals	45	13
7-9 Referrals	57	23
10-12 Referrals	55	32
13 or More Referrals	83	37
TOTAL	284	120

RISK TO RECIDIVATE

	NUMBER	PERCENTAGE
High	31	10.92%
Medium	106	37.32%
Low	147	51.76%
TOTAL	284	100%

RESTORATIVE JUSTICE

	THIS MONTH	YTD
Victim Restitution Collected	\$775.10	\$9,434.34
Victim Notification of Release	4	34

ARIZONA DEPARTMENT OF JUVENILE CORRECTIONS
SAFER COMMUNITIES THROUGH SUCCESSFUL YOUTH

JUST THE FACTS

JUNE 2015

DOUGLAS A. DUCEY
GOVERNOR

DONA MARIE MARKLEY
ASSISTANT DIRECTOR

For further information please contact:

ARIZONA
DEPARTMENT OF JUVENILE
CORRECTIONS
1624 West Adams Street
Phoenix, Arizona 85007
(602) 364-4051

<http://www.azdjcc.gov>

This report contains preliminary statistics.
Updates will be posted on the ADJC website.
Please refer to the online reports for the most
current data. Thank you.

Revised June 13, 2015

ADJC CENSUS

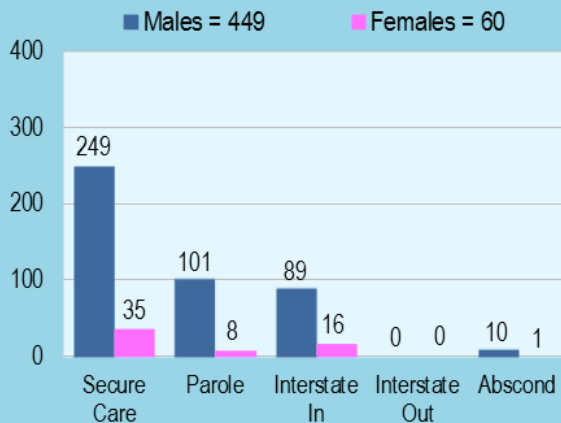
FACILITY	DESIGN CAPACITY	OPERATIONAL CAPACITY	CURRENT POPULATION
Adobe Mountain South	456	302	236
Adobe Mountain North	158	101	48
SECURE CARE TOTAL	614	403	284
COMMUNITY SUPERVISION*			225
ADJC TOTAL POPULATION			509

* Community Supervision includes Parole, Interstate Compact and Abscond

BED CAPACITY & POPULATION DETAIL

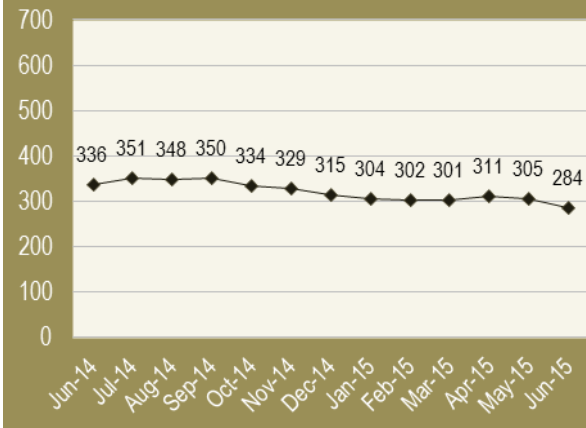
CATEGORY	MALE	FEMALE	TOTAL
Operational Capacity	302	101	403
Juvenile Population	249	35	284
BED SURPLUS	53	66	119
MONTHLY ADMISSIONS			
New Commitment	17	3	20
Parole Violator (Revoked)	11	2	13
Re-Commitment	1	0	1
TOTAL ADMISSIONS	29	5	34
MONTHLY RELEASES			
Release to Community	32	2	34
Aged Out (18)	19	2	21
Transfer to Adult	0	0	0
Ice Discharge	0	0	0
TOTAL RELEASES	51	4	55
MONTHLY GROWTH	-22	1	-21

CURRENT POPULATION BREAKDOWN

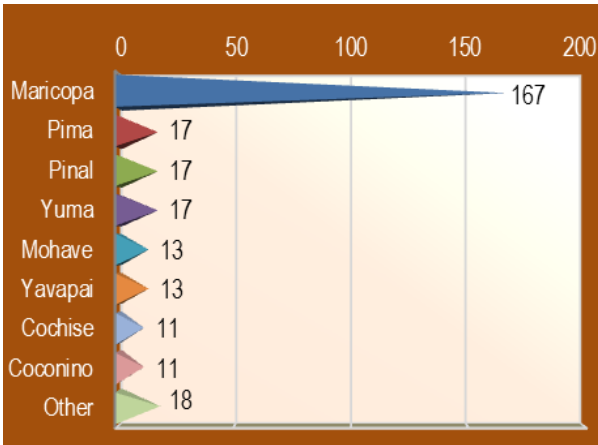


MONTHLY COMMITTED POPULATION

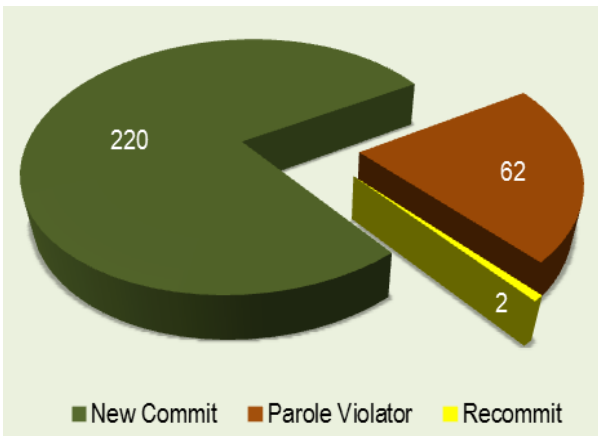
(Population based on the last day of the month)



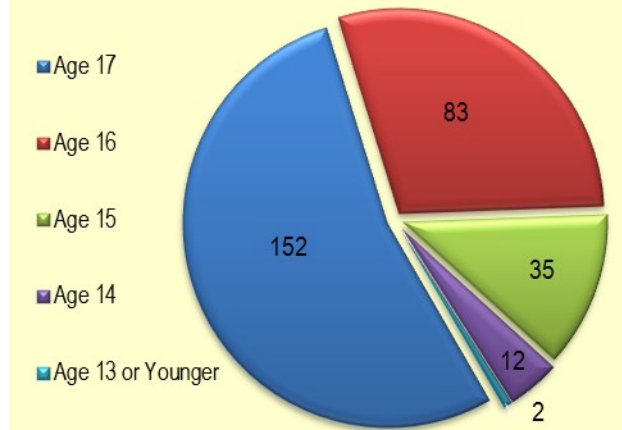
COMMITTED POPULATION BY COUNTY



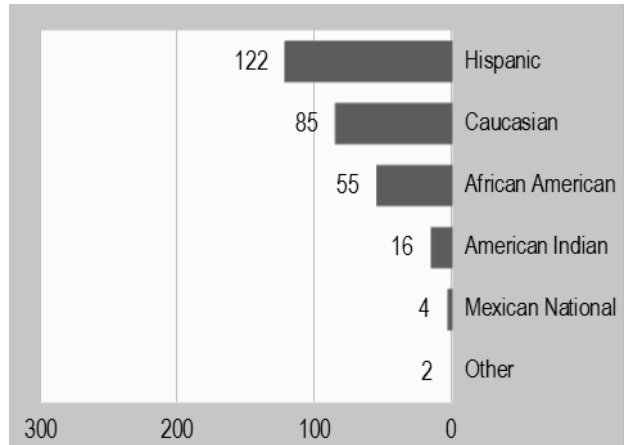
COMMITTED POPULATION BY STATUS



COMMITTED AGE DISTRIBUTION



COMMITTED ETHNIC DISTRIBUTION



NEW COMMITS RELEASED BY TIME SERVED

