

EDUCATION PLACEMENT

Enrolled in School	255
Enrolled in Career & Technical Education	78
Enrolled in Special Education	106
GED Certificates Awarded	4
GED Certificates Awarded FY16	5
High School Diplomas Awarded	6
High School Diplomas Awarded FY16	9

EDUCATION PLACEMENT WHILE ON PAROLE

District High School	114
Charter School	38
Online School	2
GED Preparation	12
Post-Secondary School	10
Vocational Training	6
Employment	44

HEALTH SERVICES

Hospital Admissions	0
Intake Medical Screenings	41
Intake Dental Screenings	35
Medical Visits	157
Dental Visits	87
Nursing Sick Call Visits	1,687
Mental Health Visits	85

TREATMENT PROGRAMS

CORE PROGRAM	Male	Female	Total
New Freedom	239	26	265

SPECIALTY PROGRAMS - Treatment in addition to Core Program

Sexual Behavior	44	0	44
Mental Health	15	13	28
Substance Treatment	46	13	59
	105	26	131

RECIDIVISM RATES

Return to Custody Rates by Length of Follow-Up

12 Months (2012 Releases)	30.3%
24 Months (2011 Releases)	44.2%
36 Months (2010 Releases)	45.9%

Recidivism is defined as a return to custody with the Arizona Department of Juvenile Corrections (ADJC) (parole revocations and commitments) or the Arizona Department of Corrections (ADC) following the release from a first time ADJC commitment.

COMMITMENT OFFENSES

(Parole total does not include interstate "in" youth)

	SECURE CARE	PAROLE
Property	71	38
Crimes Against Persons	87	30
Drug Offense	29	16
Public Order	22	8
Technical	4	2
Other	47	15
Weapons	5	3
TOTAL	265	112

LEVEL OF OFFENSE

(Parole total does not include interstate "in" youth)

	SECURE CARE	PAROLE
Felony 1	0	0
Felony 2	17	5
Felony 3	46	18
Felony 4	21	9
Felony 5	14	9
Felony 6	65	32
Misdemeanor	98	37
Technical Offense	4	2
TOTAL	265	112

REFERRAL COUNT

(Parole total does not include interstate "in" youth)

	SECURE CARE	PAROLE
1-3 Referrals	38	15
4-6 Referrals	41	13
7-9 Referrals	54	19
10-12 Referrals	51	24
13 or More Referrals	81	41
TOTAL	265	112

RISK LEVEL

	NUMBER	PERCENTAGE
High	26	9.81%
Medium	121	45.66%
Low	118	44.53%
TOTAL	265	100%

RESTORATIVE JUSTICE

	THIS MONTH	YTD
Victim Restitution Collected	\$665.41	\$1,368.70
Victim Notification of Release	3	4

ARIZONA DEPARTMENT OF JUVENILE CORRECTIONS
SAFER COMMUNITIES THROUGH SUCCESSFUL YOUTH

JUST THE FACTS

AUGUST 2015

DOUGLAS A. DUCEY
GOVERNOR

DONA MARIE MARKLEY
ASSISTANT DIRECTOR

For further information please contact:

ARIZONA
DEPARTMENT OF JUVENILE
CORRECTIONS
1624 West Adams Street
Phoenix, Arizona 85007
(602) 364-4051

<http://www.azdjcc.gov>

This report contains preliminary statistics.
Updates will be posted on the ADJC website.
Please refer to the online reports for the most
current data. Thank you.

Revised September 2, 2015

ADJC CENSUS

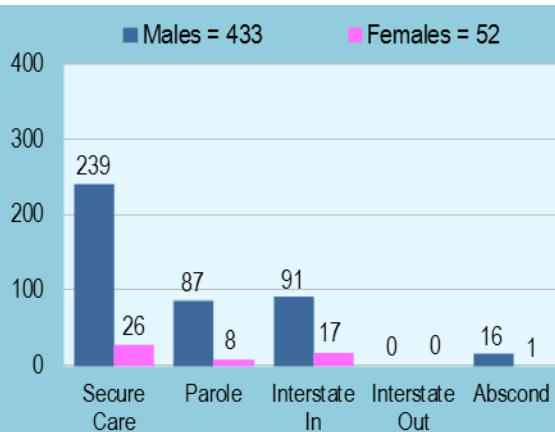
FACILITY	DESIGN CAPACITY	OPERATIONAL CAPACITY	CURRENT POPULATION
Adobe Mountain South	456	302	220
Adobe Mountain North	158	101	45
SECURE CARE TOTAL	614	403	265
COMMUNITY SUPERVISION*			220
ADJC TOTAL POPULATION			485

* Community Supervision includes Parole, Interstate Compact and Abscond

BED CAPACITY & POPULATION DETAIL

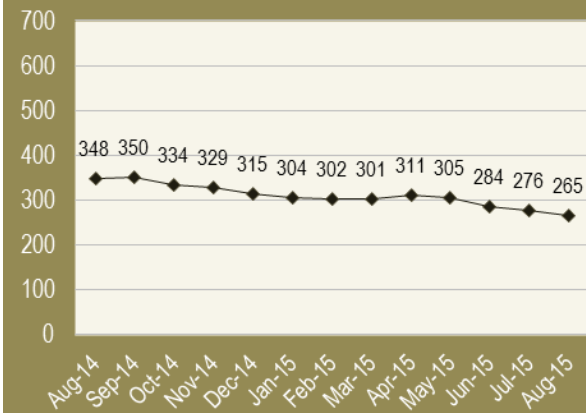
CATEGORY	MALE	FEMALE	TOTAL
Operational Capacity	302	101	403
Juvenile Population	239	26	265
BED SURPLUS	63	75	138
MONTHLY ADMISSIONS			
New Commitment	21	1	22
Parole Violator (Revoked)	13	2	15
Re-Commitment	0	0	0
TOTAL ADMISSIONS	34	3	37
MONTHLY RELEASES			
Release to Community	31	2	33
Aged Out (18)	14	5	19
Transfer to Adult	0	0	0
Ice Discharge	0	0	0
TOTAL RELEASES	45	7	52
MONTHLY GROWTH	-11	-4	-15

CURRENT POPULATION BREAKDOWN

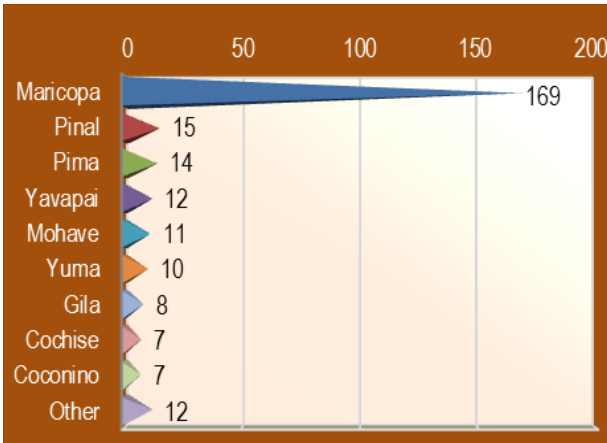


MONTHLY COMMITTED POPULATION

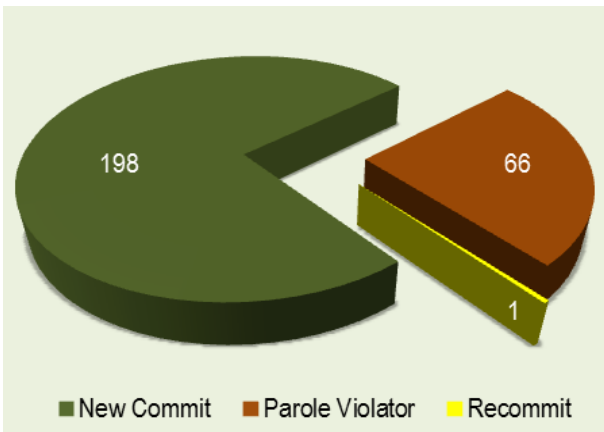
(Population based on the last day of the month)



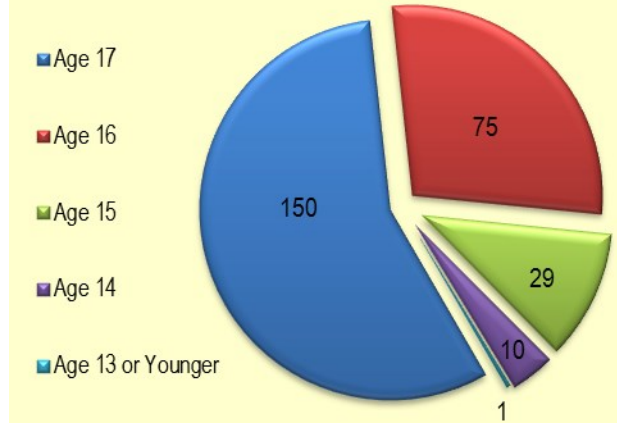
COMMITTED POPULATION BY COUNTY



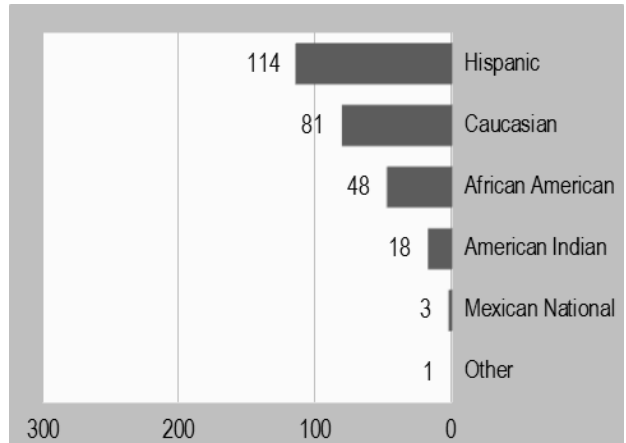
COMMITTED POPULATION BY STATUS



COMMITTED AGE DISTRIBUTION



COMMITTED ETHNIC DISTRIBUTION



NEW COMMITS RELEASED BY TIME SERVED

