

EDUCATION PLACEMENT

Enrolled in School	269
Enrolled in Career & Technical Education	108
Enrolled in Special Education	82
GED Certificates Awarded	8
GED Certificates Awarded FY16	13
High School Diplomas Awarded	0
High School Diplomas Awarded FY16	9

EDUCATION PLACEMENT WHILE ON PAROLE

District High School	90
Charter School	37
Online School	7
GED Preparation	8
Post-Secondary School	5
Vocational Training	3
Employment	35

HEALTH SERVICES

Hospital Admissions	0
Intake Medical Screenings	32
Intake Dental Screenings	30
Medical Visits	163
Dental Visits	88
Nursing Sick Call Visits	1,787
Mental Health Visits	82

TREATMENT PROGRAMS

CORE PROGRAM	Male	Female	Total
New Freedom	246	30	276

SPECIALTY PROGRAMS - Treatment in addition to Core Program

Sexual Behavior	44	0	44
Mental Health	16	15	31
Substance Treatment	46	14	60
	106	29	135

RECIDIVISM RATES

Return to Custody Rates by Length of Follow-Up

12 Months (2012 Releases)	30.3%
24 Months (2011 Releases)	44.2%
36 Months (2010 Releases)	45.9%

Recidivism is defined as a return to custody with the Arizona Department of Juvenile Corrections (ADJC) (parole revocations and commitments) or the Arizona Department of Corrections (ADC) following the release from a first time ADJC commitment.

COMMITMENT OFFENSES

(Parole total does not include interstate "in" youth)

	SECURE CARE	PAROLE
Property	74	35
Crimes Against Persons	85	27
Drug Offense	27	14
Public Order	25	8
Technical	4	1
Other	54	14
Weapons	7	1
TOTAL	276	100

LEVEL OF OFFENSE

(Parole total does not include interstate "in" youth)

	SECURE CARE	PAROLE
Felony 1	0	0
Felony 2	17	6
Felony 3	43	18
Felony 4	22	7
Felony 5	19	7
Felony 6	64	28
Misdemeanor	107	33
Technical Offense	4	1
TOTAL	276	100

REFERRAL COUNT

(Parole total does not include interstate "in" youth)

	SECURE CARE	PAROLE
1-3 Referrals	36	17
4-6 Referrals	40	15
7-9 Referrals	56	13
10-12 Referrals	53	16
13 or More Referrals	91	39
TOTAL	276	100

RISK LEVEL

	NUMBER	PERCENTAGE
High	28	10.14%
Medium	125	45.29%
Low	123	44.57%
TOTAL	276	100%

RESTORATIVE JUSTICE

	THIS MONTH	YTD
Victim Restitution Collected	\$520.10	\$1,888.80
Victim Notification of Release	3	7

ARIZONA DEPARTMENT OF JUVENILE CORRECTIONS
SAFER COMMUNITIES THROUGH SUCCESSFUL YOUTH

JUST THE FACTS

SEPTEMBER 2015

DOUGLAS A. DUCEY
GOVERNOR

DONA MARIE MARKLEY
ASSISTANT DIRECTOR

For further information please contact:

ARIZONA
DEPARTMENT OF JUVENILE
CORRECTIONS
1624 West Adams Street
Phoenix, Arizona 85007
(602) 364-4051

<http://www.azdjcc.gov>

This report contains preliminary statistics.
Updates will be posted on the ADJC website.
Please refer to the online reports for the most
current data. Thank you.

Revised October 9, 2015

ADJC CENSUS

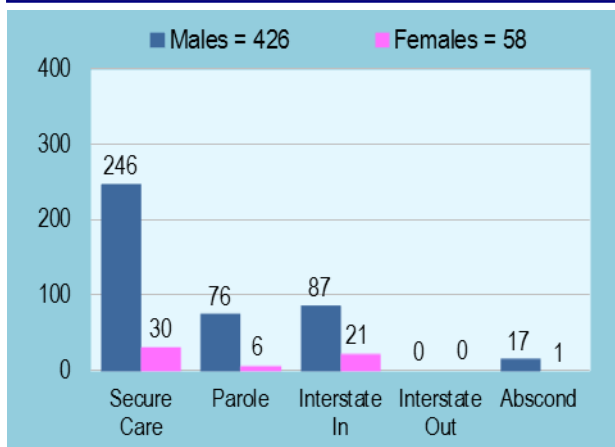
FACILITY	DESIGN CAPACITY	OPERATIONAL CAPACITY	CURRENT POPULATION
Adobe Mountain South	456	302	234
Adobe Mountain North	158	101	42
SECURE CARE TOTAL	614	403	276
COMMUNITY SUPERVISION*			208
ADJC TOTAL POPULATION			484

* Community Supervision includes Parole, Interstate Compact and Abscond

BED CAPACITY & POPULATION DETAIL

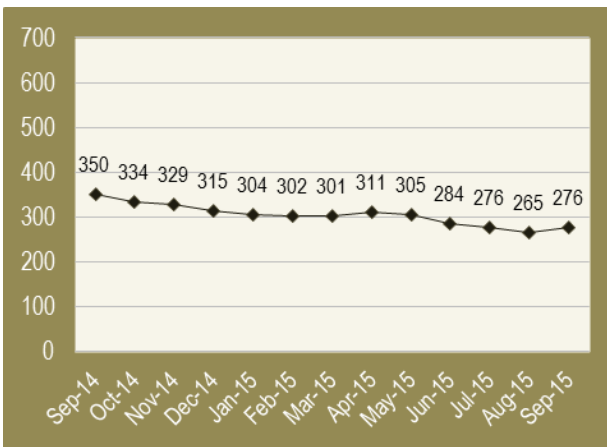
CATEGORY	MALE	FEMALE	TOTAL
Operational Capacity	302	101	403
Juvenile Population	246	30	276
BED SURPLUS	56	71	127
MONTHLY ADMISSIONS			
New Commitment	16	2	18
Parole Violator (Revoked)	10	1	11
Re-Commitment	0	0	0
TOTAL ADMISSIONS	26	3	29
MONTHLY RELEASES			
Release to Community	7	0	7
Aged Out (18)	14	0	14
Transfer to Adult	1	0	1
Ice Discharge	0	0	0
TOTAL RELEASES	22	0	22
MONTHLY GROWTH	4	3	7

CURRENT POPULATION BREAKDOWN

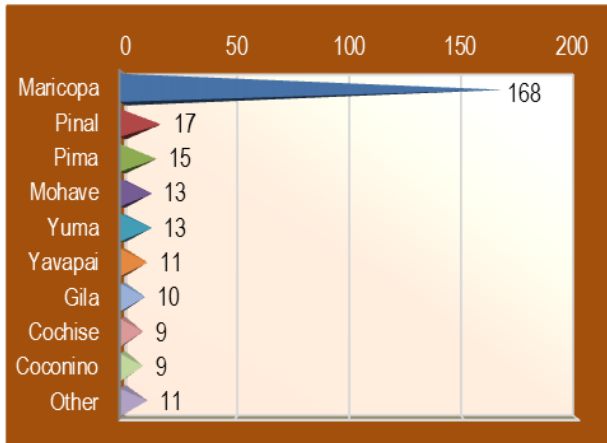


MONTHLY COMMITTED POPULATION

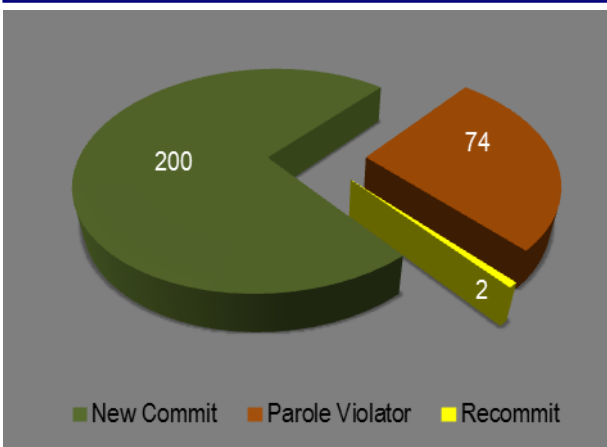
(Population based on the last day of the month)



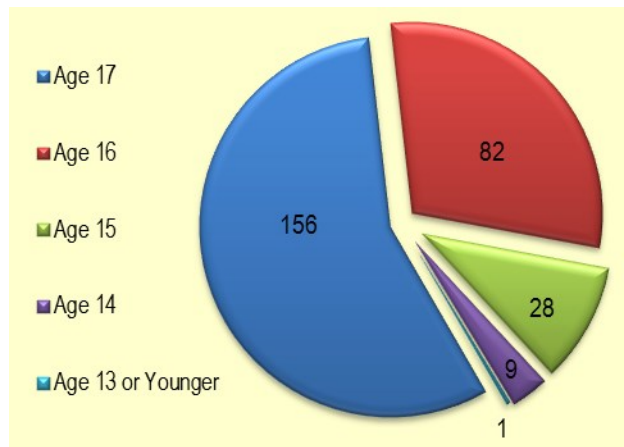
COMMITTED POPULATION BY COUNTY



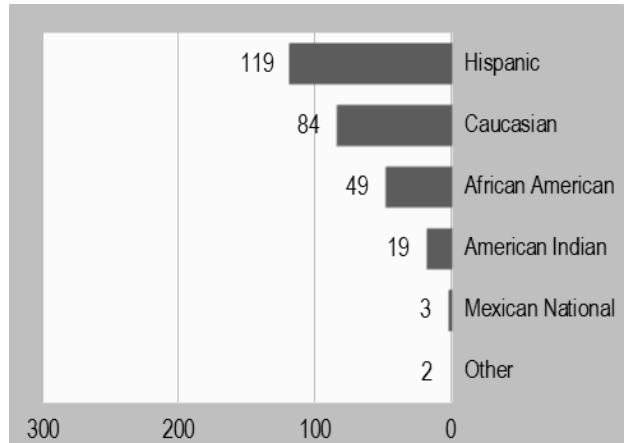
COMMITTED POPULATION BY STATUS



COMMITTED AGE DISTRIBUTION



COMMITTED ETHNIC DISTRIBUTION



NEW COMMITS RELEASED BY TIME SERVED

