

EDUCATION PLACEMENT

Enrolled in School	240
Enrolled in Career & Technical Education	74
Enrolled in Special Education	78
GED Certificates Awarded	3
GED Certificates Awarded FY16	17
High School Diplomas Awarded	8
High School Diplomas Awarded FY16	25

EDUCATION PLACEMENT WHILE ON PAROLE

District High School	82
Charter School	35
Online School	11
GED Preparation	5
Post-Secondary School	7
Vocational Training	4
Employment	36

HEALTH SERVICES

Hospital Admissions	0
Intake Medical Screenings	17
Intake Dental Screenings	11
Medical Visits	141
Dental Visits	87
Nursing Sick Call Visits	1,553
Mental Health Visits	78

TREATMENT PROGRAMS

CORE PROGRAM	Male	Female	Total
New Freedom	231	22	253

SPECIALTY PROGRAMS - Treatment in addition to Core Program

Sexual Behavior	43	0	43
Mental Health	14	13	27
Substance Treatment	44	9	53
	101	22	123

RECIDIVISM RATES

Return to Custody Rates by Length of Follow-Up

12 Months (2012 Releases)	30.3%
24 Months (2011 Releases)	44.2%
36 Months (2010 Releases)	45.9%

Recidivism is defined as a return to custody with the Arizona Department of Juvenile Corrections (ADJC) (parole revocations and commitments) or the Arizona Department of Corrections (ADC) following the release from a first time ADJC commitment.

COMMITMENT OFFENSES

(Parole total does not include interstate "in" youth)

	SECURE CARE	PAROLE
Property	74	29
Crimes Against Persons	75	26
Drug Offense	23	12
Public Order	20	7
Technical	1	2
Other	54	17
Weapons	6	1
TOTAL	253	94

LEVEL OF OFFENSE

(Parole total does not include interstate "in" youth)

	SECURE CARE	PAROLE
Felony 1	0	0
Felony 2	14	6
Felony 3	41	14
Felony 4	20	8
Felony 5	18	7
Felony 6	63	22
Misdemeanor	96	35
Technical Offense	1	2
TOTAL	253	94

REFERRAL COUNT

(Parole total does not include interstate "in" youth)

	SECURE CARE	PAROLE
1-3 Referrals	29	14
4-6 Referrals	34	16
7-9 Referrals	58	16
10-12 Referrals	46	14
13 or More Referrals	86	34
TOTAL	253	94

RISK LEVEL

	NUMBER	PERCENTAGE
High	30	11.86%
Medium	116	45.85%
Low	107	42.29%
TOTAL	253	100%

RESTORATIVE JUSTICE

	THIS MONTH	YTD
Victim Restitution Collected	\$491.22	\$2,771.28
Victim Notification of Release	2	11

ARIZONA DEPARTMENT OF JUVENILE CORRECTIONS
SAFER COMMUNITIES THROUGH SUCCESSFUL YOUTH

JUST THE FACTS

NOVEMBER 2015

DOUGLAS A. DUCEY
GOVERNOR

DONA MARIE MARKLEY
ASSISTANT DIRECTOR

For further information please contact:

ARIZONA
DEPARTMENT OF JUVENILE
CORRECTIONS
1624 West Adams Street
Phoenix, Arizona 85007
(602) 364-4051

<http://www.azdjcc.gov>

This report contains preliminary statistics.
Updates will be posted on the ADJC website.
Please refer to the online reports for the most
current data. Thank you.

Revised December 4, 2015

ADJC CENSUS

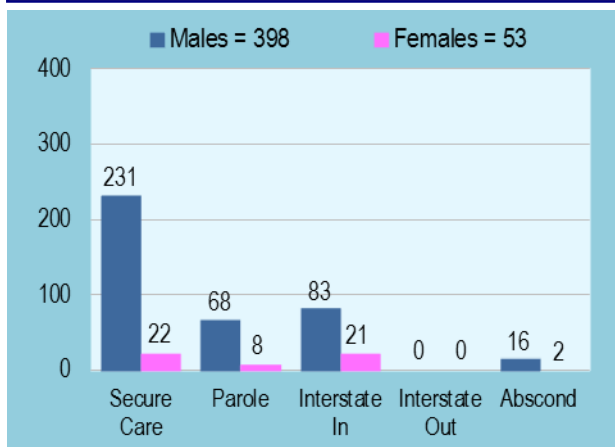
FACILITY	DESIGN CAPACITY	OPERATIONAL CAPACITY	CURRENT POPULATION
Adobe Mountain South	456	302	226
Adobe Mountain North	158	101	27
SECURE CARE TOTAL	614	403	253
COMMUNITY SUPERVISION*			198
ADJC TOTAL POPULATION			451

* Community Supervision includes Parole, Interstate Compact and Abscond

BED CAPACITY & POPULATION DETAIL

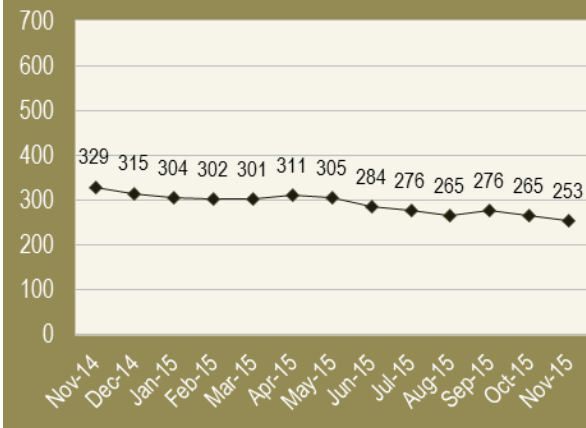
CATEGORY	MALE	FEMALE	TOTAL
Operational Capacity	302	101	403
Juvenile Population	231	22	253
BED SURPLUS	71	79	150
MONTHLY ADMISSIONS			
New Commitment	9	0	9
Parole Violator (Revoked)	6	0	6
Re-Commitment	0	0	0
TOTAL ADMISSIONS	15	0	15
MONTHLY RELEASES			
Release to Community	9	2	11
Aged Out (18)	7	2	9
Transfer to Adult	0	0	0
Ice Discharge	0	0	0
TOTAL RELEASES	16	4	20
MONTHLY GROWTH	-1	-4	-5

CURRENT POPULATION BREAKDOWN

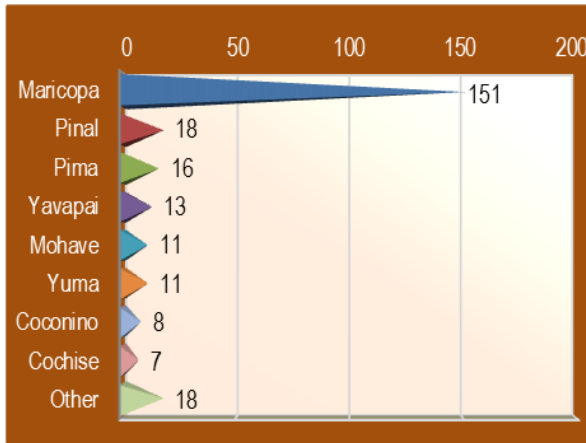


MONTHLY COMMITTED POPULATION

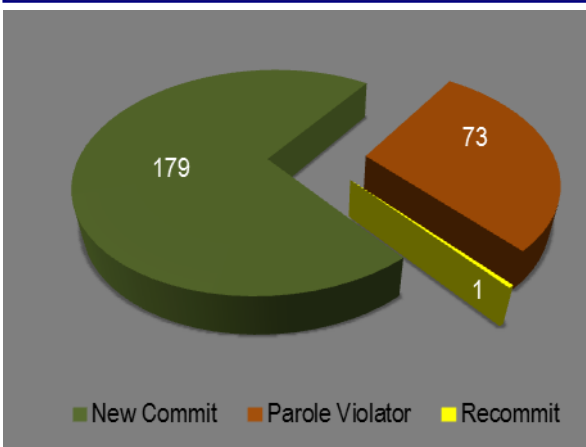
(Population based on the last day of the month)



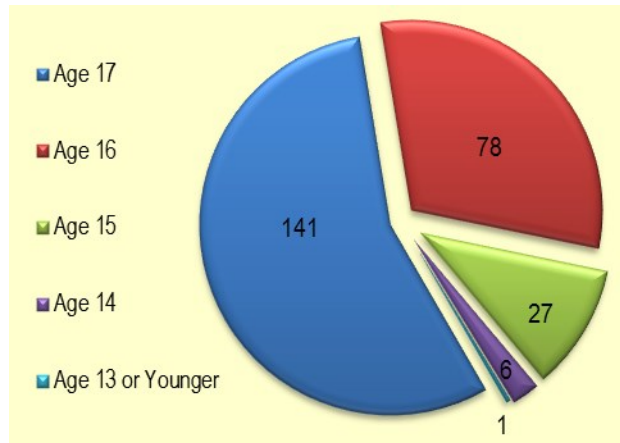
COMMITTED POPULATION BY COUNTY



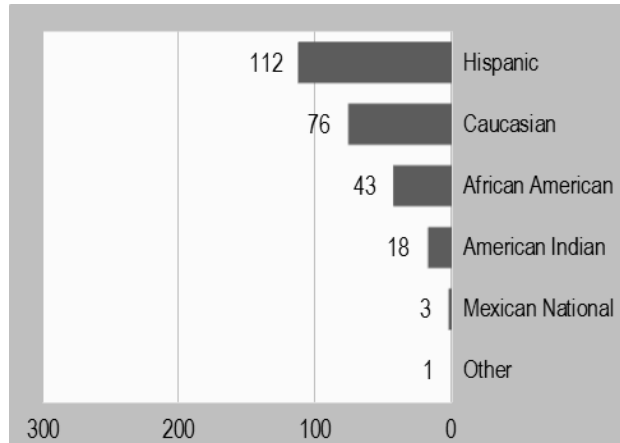
COMMITTED POPULATION BY STATUS



COMMITTED AGE DISTRIBUTION



COMMITTED ETHNIC DISTRIBUTION



NEW COMMITS RELEASED BY TIME SERVED

