

EDUCATION PLACEMENT

Enrolled in School	207
Enrolled in Career & Technical Education	56
Enrolled in Special Education	76
GED Certificates Awarded	2
GED Certificates Awarded FY16	22
High School Diplomas Awarded	5
High School Diplomas Awarded FY16	38

EDUCATION PLACEMENT WHILE ON PAROLE

District High School	70
Charter School	31
Online School	10
GED Preparation	6
Post-Secondary School	6
Vocational Training	7
Employment	32

HEALTH SERVICES

Hospital Admissions	0
Intake Medical Screenings	19
Intake Dental Screenings	11
Medical Visits	125
Dental Visits	71
Nursing Sick Call Visits	1,453
Mental Health Visits	62

TREATMENT PROGRAMS

CORE PROGRAM	Male	Female	Total
New Freedom	194	20	214

SPECIALTY PROGRAMS - Treatment in addition to Core Program

Sexual Behavior	38	0	38
Mental Health	14	13	27
Substance Treatment	38	7	45
	90	20	110

RECIDIVISM RATES

Return to Custody Rates by Length of Follow-Up

12 Months (2012 Releases)	30.3%
24 Months (2011 Releases)	44.2%
36 Months (2010 Releases)	45.9%

Recidivism is defined as a return to custody with the Arizona Department of Juvenile Corrections (ADJC) (parole revocations and commitments) or the Arizona Department of Corrections (ADC) following the release from a first time ADJC commitment.

COMMITMENT OFFENSES

(Parole total does not include interstate "in" youth)

	SECURE CARE	PAROLE
Property	61	31
Crimes Against Persons	71	23
Drug Offense	16	13
Public Order	17	7
Technical	1	1
Other	44	19
Weapons	4	2
TOTAL	214	96

LEVEL OF OFFENSE

(Parole total does not include interstate "in" youth)

	SECURE CARE	PAROLE
Felony 1	0	0
Felony 2	14	6
Felony 3	45	15
Felony 4	17	8
Felony 5	16	5
Felony 6	56	20
Misdemeanor	37	30
Technical Offense	29	12
TOTAL	214	96

REFERRAL COUNT

(Parole total does not include interstate "in" youth)

	SECURE CARE	PAROLE
1-3 Referrals	26	16
4-6 Referrals	32	15
7-9 Referrals	37	14
10-12 Referrals	41	15
13 or More Referrals	78	36
TOTAL	214	96

RISK LEVEL

	NUMBER	PERCENTAGE
High	26	12.15%
Medium	105	49.07%
Low	83	38.78%
TOTAL	214	100%

RESTORATIVE JUSTICE

	THIS MONTH	YTD
Victim Restitution Collected	\$372.92	\$3,748.68
Victim Notification of Release	2	18

ARIZONA DEPARTMENT OF JUVENILE CORRECTIONS
SAFER COMMUNITIES THROUGH SUCCESSFUL YOUTH

JUST THE FACTS

JANUARY 2016

DOUGLAS A. DUCEY
GOVERNOR

DONA MARIE MARKLEY
ASSISTANT DIRECTOR

For further information please contact:

ARIZONA
DEPARTMENT OF JUVENILE
CORRECTIONS
1624 West Adams Street
Phoenix, Arizona 85007
(602) 364-4051

<http://www.azdjcc.gov>

This report contains preliminary statistics.
Updates will be posted on the ADJC website.
Please refer to the online reports for the most
current data. Thank you.

Revised: February 10, 2016

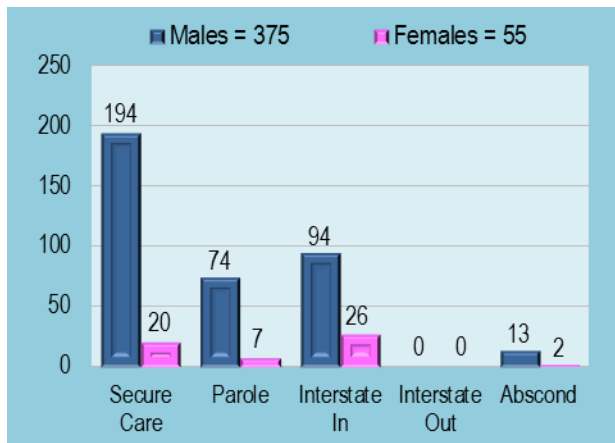
ADJC CENSUS

FACILITY	DESIGN CAPACITY	OPERATIONAL CAPACITY	CURRENT POPULATION
Adobe Mountain South	456	302	190
Adobe Mountain North	158	101	24
SECURE CARE TOTAL	614	403	214
COMMUNITY SUPERVISION TOTAL			216
TOTAL ADJC POPULATION			430

BED CAPACITY & POPULATION DETAIL

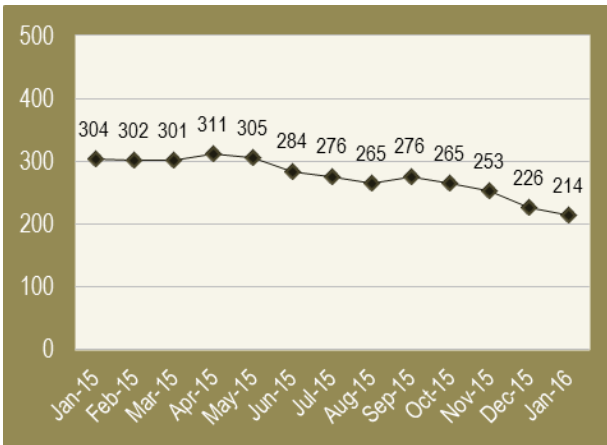
CATEGORY	MALE	FEMALE	TOTAL
Operational Capacity	302	101	403
Juvenile Population	194	20	214
BED SURPLUS	108	81	189
MONTHLY ADMISSIONS			
New Commitment	4	1	5
Parole Violator (Revoked)	10	1	11
Parole Violator (Pending)	1	3	4
Re-Commitment	0	0	0
TOTAL ADMISSIONS	15	5	20
MONTHLY RELEASES			
Release to Community	17	1	18
Aged Out (18)	10	2	12
Transfer to Adult	1	0	1
Ice Discharge	1	0	1
TOTAL RELEASES	29	3	32
MONTHLY GROWTH	-14	2	-12

CURRENT POPULATION BREAKDOWN

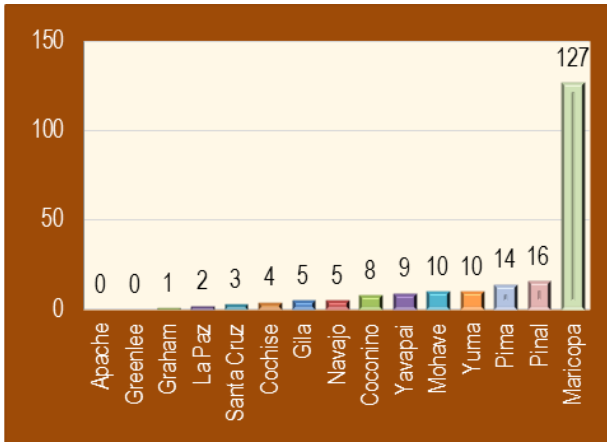


MONTHLY COMMITTED POPULATION

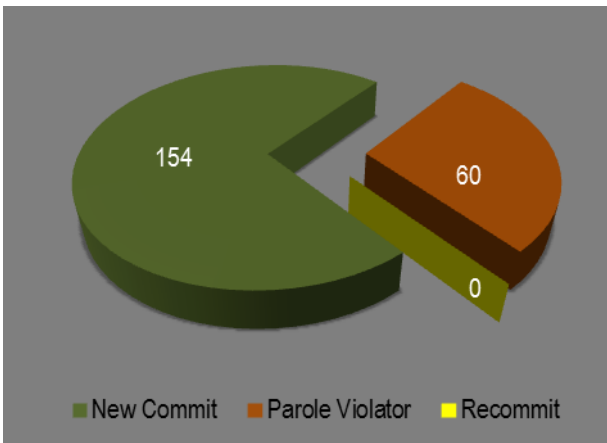
(Population based on the last day of the month)



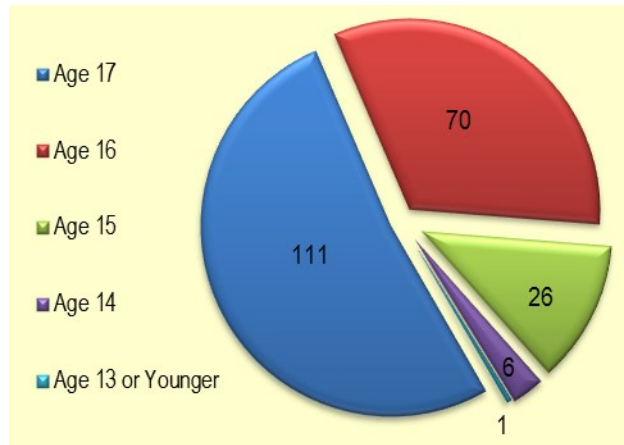
COMMITTED POPULATION BY COUNTY



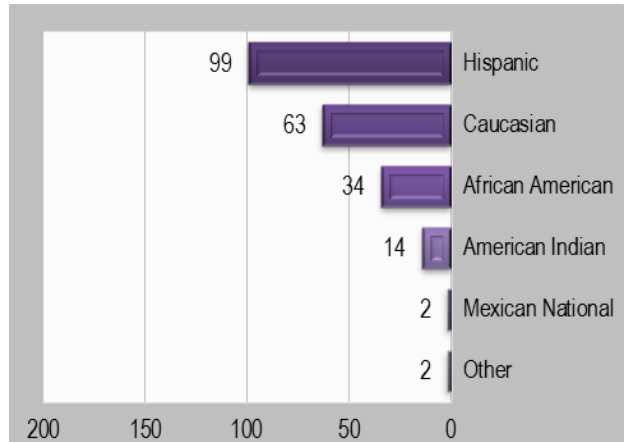
COMMITTED POPULATION BY STATUS



COMMITTED AGE DISTRIBUTION



COMMITTED ETHNIC DISTRIBUTION



NEW COMMITS RELEASED BY TIME SERVED

