

EDUCATION PLACEMENT

Enrolled in School	205
Enrolled in Career & Technical Education	50
Enrolled in Special Education	69
GED Certificates Awarded	2
GED Certificates Awarded FY16	24
High School Diplomas Awarded	1
High School Diplomas Awarded FY16	39

EDUCATION PLACEMENT WHILE ON PAROLE

District High School	75
Charter School	42
Online School	13
GED Preparation	6
Post-Secondary School	4
Vocational Training	7
Employment	36

HEALTH SERVICES

Hospital Admissions	0
Intake Medical Screenings	36
Intake Dental Screenings	25
Medical Visits	116
Dental Visits	50
Nursing Sick Call Visits	1,203
Mental Health Visits	66

TREATMENT PROGRAMS

CORE PROGRAM	MALE	FEMALE	TOTAL
New Freedom	192	20	212

SPECIALTY PROGRAMS - Treatment in addition to Core Program

Sexual Behavior	34	0	34
Mental Health	14	14	28
Substance Treatment	39	6	45
	87	20	107

RECIDIVISM RATES

Recidivism: Return to custody with the Arizona Department of Juvenile Corrections (ADJC) or the Arizona Department of Corrections (ADC) following the release from a first time ADJC commitment.

LENGTH OF FOLLOW-UP	CRIMINAL OFFENSES	CRIMINAL OFFENSES & TECHNICAL VIOLATIONS OF ADJC PAROLE
12 Months (2013 Releases)	24.3%	40.5%
24 Months (2012 Releases)	25.6%	38.1%
36 Months (2011 Releases)	38.9%	51.1%

COMMITMENT OFFENSES

(Parole total does not include interstate "in" youth)

COMMITMENT OFFENSES	SECURE CARE	PAROLE
Property	57	33
Crimes Against Persons	75	23
Drug Offense	15	12
Public Order	19	8
Technical	1	1
Other	41	24
Weapons	4	0
TOTAL	212	101

LEVEL OF OFFENSE

(Parole total does not include interstate "in" youth)

LEVEL OF OFFENSES	SECURE CARE	PAROLE
Felony 1	0	0
Felony 2	14	7
Felony 3	47	17
Felony 4	19	7
Felony 5	14	7
Felony 6	58	17
Misdemeanor	32	29
Technical Offense	28	17
TOTAL	212	101

REFERRAL COUNT

(Parole total does not include interstate "in" youth)

REFERRAL COUNT	SECURE CARE	PAROLE
1-3 Referrals	27	15
4-6 Referrals	33	15
7-9 Referrals	33	18
10-12 Referrals	41	16
13 or More Referrals	78	37
TOTAL	212	101

RISK LEVEL

RISK LEVEL	NUMBER	PERCENT
High	33	15.57%
Medium	107	50.47%
Low	72	33.96%
TOTAL	212	100%

RESTORATIVE JUSTICE

RESTORATIVE JUSTICE	THIS MONTH	YTD
Victim Restitution Collected	\$256.28	\$4,004.96
Victim Notification of Release	1	19

ARIZONA DEPARTMENT OF JUVENILE CORRECTIONS
SAFER COMMUNITIES THROUGH SUCCESSFUL YOUTH

JUST THE FACTS

FEBRUARY 2016

DOUGLAS A. DUCEY
GOVERNOR

DONA MARIE MARKLEY
ASSISTANT DIRECTOR

For further information please contact:

ARIZONA
DEPARTMENT OF JUVENILE
CORRECTIONS
1624 West Adams Street
Phoenix, Arizona 85007
(602) 364-4051

<http://www.azdjcc.gov>

This report contains preliminary statistics.
Updates will be posted on the ADJC website.
Please refer to the online reports for the most
current data. Thank you.

Revised: March 11, 2016

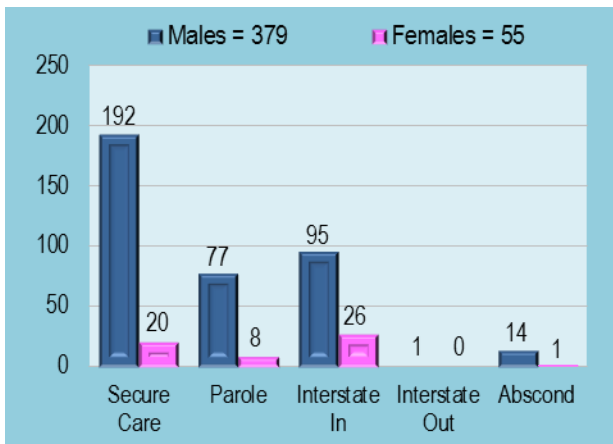
ADJC CENSUS

FACILITY	DESIGN CAPACITY	OPERATIONAL CAPACITY	CURRENT POPULATION
Adobe Mountain South	456	302	176
Adobe Mountain North	158	101	36
Secure Care Total	614	403	212
Community Supervision Total			222
Total Population			434

BED CAPACITY & POPULATION DETAIL

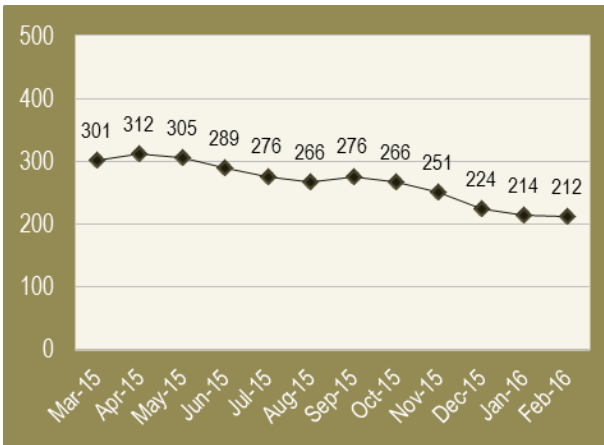
CATEGORY	MALE	FEMALE	TOTAL
Operational Capacity	302	101	403
Juvenile Population	192	20	212
BED SURPLUS	110	81	191
MONTHLY ADMISSIONS			
New Commitment	23	1	24
Parole Violator (Revoked)	4	1	5
Parole Violator (Pending)	4	0	4
Re-Commitment	0	0	0
TOTAL ADMISSIONS	31	2	33
MONTHLY RELEASES			
Release to Community	21	1	22
Aged Out (18)	8	1	9
Transfer to Adult	3	0	3
Ice Discharge	1	0	1
TOTAL RELEASES	33	2	35
MONTHLY GROWTH	-2	0	-2

CURRENT POPULATION BREAKDOWN

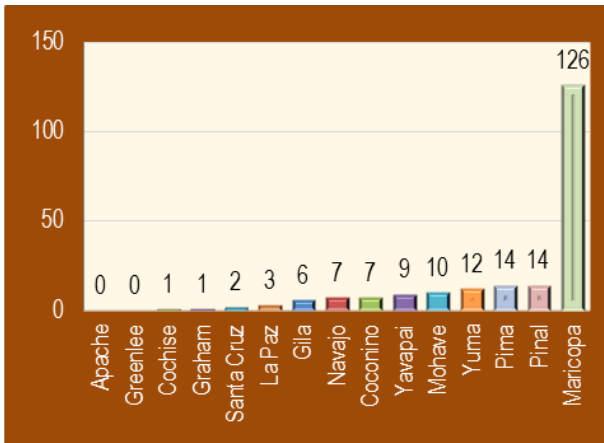


MONTHLY COMMITTED POPULATION

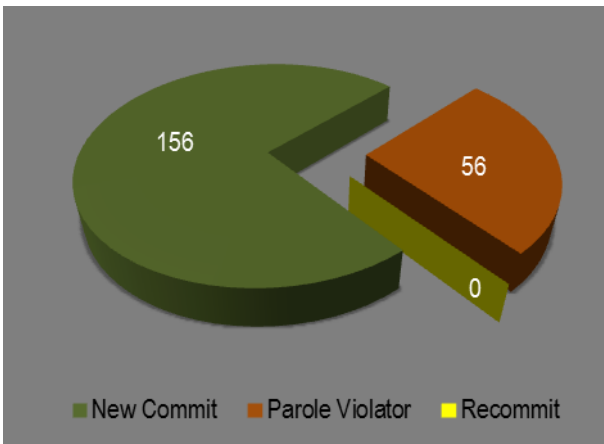
(Population based on the last day of the month)



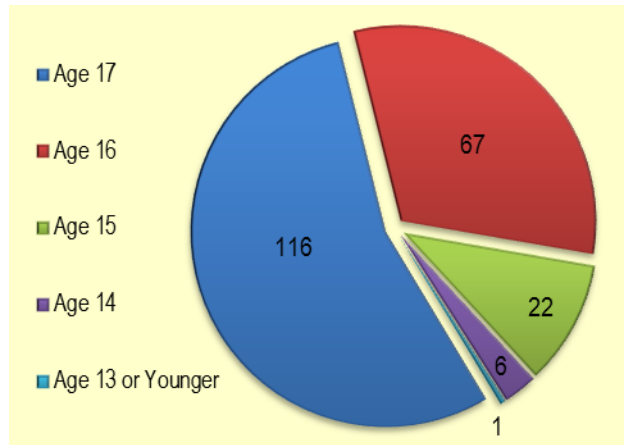
COMMITTED POPULATION BY COUNTY



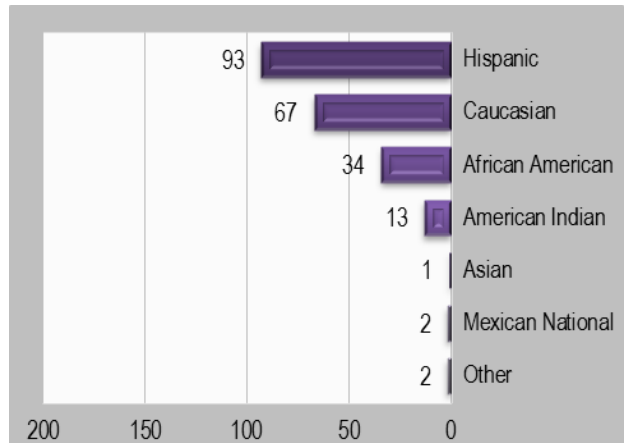
COMMITTED POPULATION BY STATUS



COMMITTED AGE DISTRIBUTION



COMMITTED ETHNIC DISTRIBUTION



NEW COMMITS RELEASED BY TIME SERVED

