

## EDUCATION PLACEMENT

Enrolled in School .....	172
Enrolled in Career & Technical Education .....	58
Enrolled in Special Education .....	65
GED Certificates Awarded .....	21
GED Certificates Awarded FY16 .....	45
High School Diplomas Awarded .....	11
High School Diplomas Awarded FY16 .....	50

## EDUCATION PLACEMENT WHILE ON PAROLE

District High School .....	74
Charter School .....	39
Online School .....	14
GED Preparation .....	12
Post-Secondary School .....	6
Vocational Training .....	5
Employment .....	33

## HEALTH SERVICES

Hospital Admissions .....	0
Intake Medical Screenings .....	20
Intake Dental Screenings .....	6
Medical Visits .....	107
Dental Visits .....	78
Nursing Sick Call Visits .....	1,306
Mental Health Visits .....	61

## TREATMENT PROGRAMS

CORE PROGRAM	MALE	FEMALE	TOTAL
New Freedom	163	23	186
<b>SPECIALTY PROGRAMS – Treatment in addition to Core Program</b>			
Sexual Behavior	29	0	29
Mental Health	11	12	23
Substance Treatment	33	6	39
	73	18	91

## RECIDIVISM RATES

**Recidivism:** Return to custody with the Arizona Department of Juvenile Corrections (ADJC) or the Arizona Department of Corrections (ADC) following the release from a first time ADJC commitment.

LENGTH OF FOLLOW-UP	CRIMINAL OFFENSES	CRIMINAL OFFENSES & TECHNICAL VIOLATIONS OF ADJC PAROLE
12 Months (2013 Releases)	24.3%	40.5%
24 Months (2012 Releases)	25.6%	38.1%
36 Months (2011 Releases)	38.9%	51.1%

## COMMITMENT OFFENSES

(Parole total does not include Interstate "In" youth)

	SECURE CARE	PAROLE
Property	54	27
Crimes Against Persons	65	31
Drug Offense	18	7
Public Order	15	7
Technical	1	1
Other	27	25
Weapons	6	0
<b>TOTAL</b>	<b>186</b>	<b>98</b>

## LEVEL OF OFFENSE

(Parole total does not include Interstate "In" youth)

	SECURE CARE	PAROLE
Felony 1	0	0
Felony 2	15	6
Felony 3	38	21
Felony 4	18	7
Felony 5	13	7
Felony 6	55	13
Misdemeanor	28	28
Technical Offense	19	16
<b>TOTAL</b>	<b>186</b>	<b>98</b>

## REFERRAL COUNT

(Parole total does not include Interstate "In" youth)

	SECURE CARE	PAROLE
1 - 3 Referrals	24	18
4 - 6 Referrals	30	14
7 - 9 Referrals	25	18
10 - 12 Referrals	38	16
13 or More Referrals	69	32
<b>TOTAL</b>	<b>186</b>	<b>98</b>

## RISK LEVEL

	NUMBER	PERCENTAGE
High	29	15.59%
Medium	94	50.54%
Low	63	33.87%
<b>TOTAL</b>	<b>186</b>	<b>100.00%</b>

## RESTORATIVE JUSTICE

	THIS MONTH	YTD TOTAL
Victim Restitution Collected	\$247.44	\$4,252.40
Victim Notification of Release	6	25

ARIZONA DEPARTMENT OF JUVENILE CORRECTIONS  
SAFER COMMUNITIES THROUGH SUCCESSFUL YOUTH

# JUST THE FACTS

MARCH 2016

DOUGLAS A. DUCEY  
GOVERNOR

DONA MARIE MARKLEY  
DIRECTOR

For further information please contact:

ARIZONA  
DEPARTMENT OF JUVENILE  
CORRECTIONS  
1624 West Adams Street  
Phoenix, Arizona 85007  
(602) 364-4051

<http://www.azdjv.gov>

This report contains preliminary statistics. Updates will be posted on the ADJC website. Please refer to the online reports for the most current data. Thank you.

Revised: April 11, 2016

## ADJC CENSUS

SECURE CARE	DESIGN CAPACITY	OPERATIONAL CAPACITY	CURRENT POPULATION
Adobe Mountain South	456	302	157
Adobe Mountain North	158	101	29
<b>SECURE CARE TOTAL</b>	<b>614</b>	<b>403</b>	<b>186</b>
<b>COMMUNITY SUPERVISION TOTAL</b>			<b>216</b>
<b>TOTAL ADJC POPULATION</b>			<b>402</b>

## BED CAPACITY & POPULATION DETAIL

CATEGORY	MALE	FEMALE	TOTAL
Operational Capacity	302	101	403
Juvenile Population	163	23	186
<b>BED SURPLUS</b>	<b>139</b>	<b>78</b>	<b>217</b>

## MONTHLY ADMISSIONS

New Commitment	6	0	6
Parole Violator (Revoked)	8	2	10
Parole Violator (Pending)	4	1	5
Re-Commitment	0	0	0
<b>TOTAL ADMISSIONS</b>	<b>18</b>	<b>3</b>	<b>21</b>

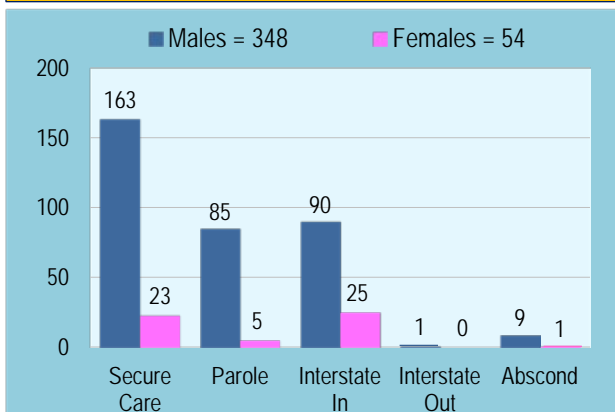
## MONTHLY RELEASES

Release to Community	25	0	25
Aged Out (18)	21	0	21
Transfer to Adult	0	0	0
Ice Discharge	1	0	1
<b>TOTAL RELEASES</b>	<b>47</b>	<b>0</b>	<b>47</b>

## MONTHLY GROWTH

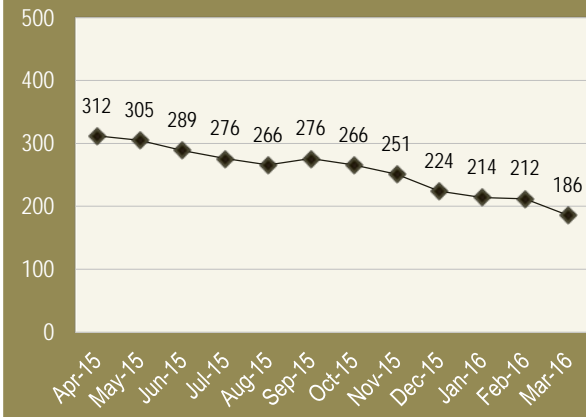
MONTHLY GROWTH	-29	3	-26
----------------	-----	---	-----

## CURRENT POPULATION BREAKDOWN

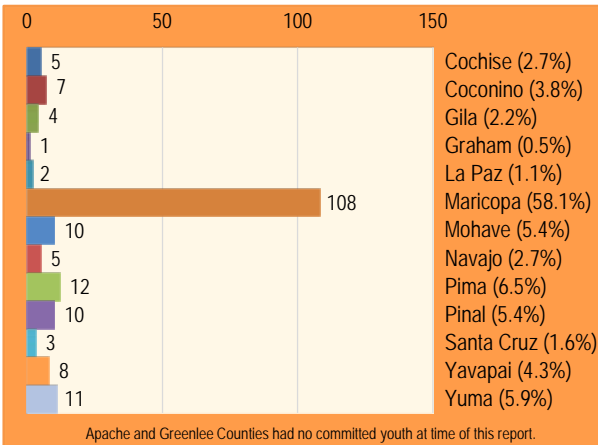


## MONTHLY COMMITTED POPULATION

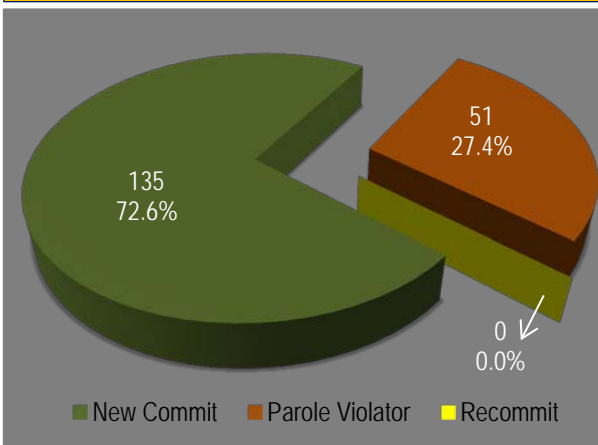
(Population based on the last day of each month.)



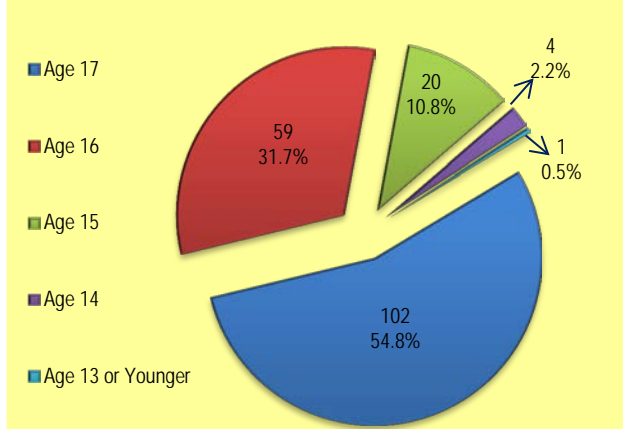
## COMMITTED POPULATION BY COUNTY



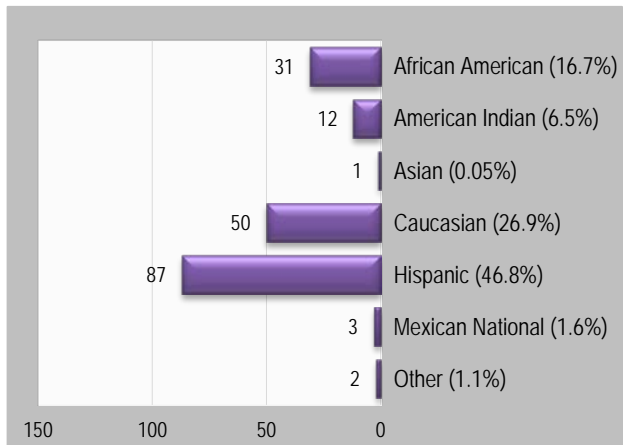
## COMMITTED POPULATION BY STATUS



## COMMITTED AGE DISTRIBUTION



## COMMITTED ETHNIC DISTRIBUTION



## NEW COMMITS RELEASED BY TIME SERVED

