

## EDUCATION PLACEMENT

|   |     |
|---|-----|
| Enrolled in School .....                        | 160 |
| Enrolled in Career & Technical Education .....  | 32  |
| Enrolled in Special Education .....             | 55  |
| GED Certificates Awarded ..... 5 FY17 .....     | 20  |
| High School Diplomas Awarded ..... 3 FY17 ..... | 18  |

## EDUCATION PLACEMENT WHILE ON PAROLE

|                             |    |
|-----------------------------|----|
| District High School .....  | 59 |
| Charter School .....        | 34 |
| Online School .....         | 4  |
| GED Preparation .....       | 6  |
| Post-Secondary School ..... | 7  |
| Vocational Training .....   | 9  |
| Employment .....            | 40 |

## HEALTH SERVICES

|                                 |       |
|---------------------------------|-------|
| Hospital Admissions .....       | 1     |
| Intake Medical Screenings ..... | 23    |
| Intake Dental Screenings .....  | 18    |
| Medical Visits .....            | 102   |
| Dental Visits .....             | 68    |
| Nursing Sick Call Visits .....  | 1,299 |
| Mental Health Visits .....      | 58    |

## TREATMENT PROGRAMS

| CORE PROGRAM  | MALE | FEMALE | TOTAL |
|---|------|--------|-------|
| New Freedom   | 172  | 12     | 184   |
| <b>SPECIALTY PROGRAMS – Treatment in addition to Core Program</b> |      |        |       |
| Sexual Behavior   | 18   | 0      | 18    |
| Mental Health   | 11   | 4      | 15    |
| Substance Treatment   | 38   | 8      | 46    |
|   | 67   | 12     | 79    |

## RECIDIVISM RATES

**Recidivism:** Return to custody with the Arizona Department of Juvenile Corrections (ADJC) or the Arizona Department of Corrections (ADC) following the release from a first time ADJC commitment.

| LENGTH OF FOLLOW-UP       | CRIMINAL OFFENSES | CRIMINAL OFFENSES & TECHNICAL VIOLATIONS OF ADJC PAROLE |
|---------------------------|-------------------|---|
| 12 Months (2014 Releases) | 26.9%             | 36.9%   |
| 24 Months (2013 Releases) | 31.6%             | 46.4%   |
| 36 Months (2012 Releases) | 32.3%             | 43.4%   |

## COMMITMENT OFFENSES

(Parole total does not include Interstate "In" youth)

|                        | SECURE CARE | PAROLE    |
|------------------------|-------------|-----------|
| Property               | 66          | 16        |
| Crimes Against Persons | 53          | 22        |
| Drug Offense           | 18          | 8         |
| Public Order           | 16          | 4         |
| Technical              | 0           | 0         |
| Other                  | 29          | 18        |
| Weapons                | 2           | 2         |
| <b>TOTAL</b>           | <b>184</b>  | <b>70</b> |

## LEVEL OF OFFENSE

(Parole total does not include Interstate "In" youth)

|                   | SECURE CARE | PAROLE    |
|-------------------|-------------|-----------|
| Felony 1          | 0           | 0         |
| Felony 2          | 7           | 6         |
| Felony 3          | 30          | 15        |
| Felony 4          | 30          | 6         |
| Felony 5          | 15          | 3         |
| Felony 6          | 59          | 20        |
| Misdemeanor       | 19          | 9         |
| Technical Offense | 24          | 11        |
| <b>TOTAL</b>      | <b>184</b>  | <b>70</b> |

## REFERRAL COUNT

(Parole total does not include Interstate "In" youth)

|                      | SECURE CARE | PAROLE    |
|----------------------|-------------|-----------|
| 1 - 3 Referrals      | 18          | 13        |
| 4 - 6 Referrals      | 24          | 17        |
| 7 - 9 Referrals      | 31          | 10        |
| 10 - 12 Referrals    | 37          | 8         |
| 13 or More Referrals | 74          | 22        |
| <b>TOTAL</b>         | <b>184</b>  | <b>70</b> |

## RISK LEVEL

|              | NUMBER     | PERCENTAGE  |
|--------------|------------|-------------|
| High         | 15         | 8.15%       |
| Medium       | 119        | 64.67%      |
| Low          | 50         | 27.17%      |
| <b>TOTAL</b> | <b>184</b> | <b>100%</b> |

## RESTORATIVE JUSTICE

|                                | THIS MONTH | YTD TOTAL  |
|--------------------------------|------------|------------|
| Victim Restitution Collected   | \$257.28   | \$2,083.54 |
| Victim Notification of Release | 2          | 10         |

ARIZONA DEPARTMENT OF JUVENILE CORRECTIONS  
SAFER COMMUNITIES THROUGH SUCCESSFUL YOUTH

# JUST THE FACTS

OCTOBER 2016

DOUGLAS A. DUCEY  
GOVERNOR

JEFF HOOD  
INTERIM DIRECTOR

For further information please contact:

ARIZONA  
DEPARTMENT OF JUVENILE  
CORRECTIONS  
1624 West Adams Street  
Phoenix, Arizona 85007  
(602) 364-4051

<http://www.azdj.gov>

This report contains preliminary statistics. Updates will be posted on the ADJC website. Please refer to the online reports for the most current data. Thank you.

Revised: December 1, 2016

## ADJC CENSUS

| CATEGORY                       | MALE       | FEMALE    | TOTAL      |
|--------------------------------|------------|-----------|------------|
| Secure Care                    | 172        | 12        | 184        |
| Community Supervision (Parole) | 150        | 24        | 174        |
| Probation (Interstate Out)     | 60         | 15        | 75         |
| <b>TOTAL ADJC POPULATION</b>   | <b>382</b> | <b>51</b> | <b>433</b> |

## SECURE CARE POPULATION DETAIL

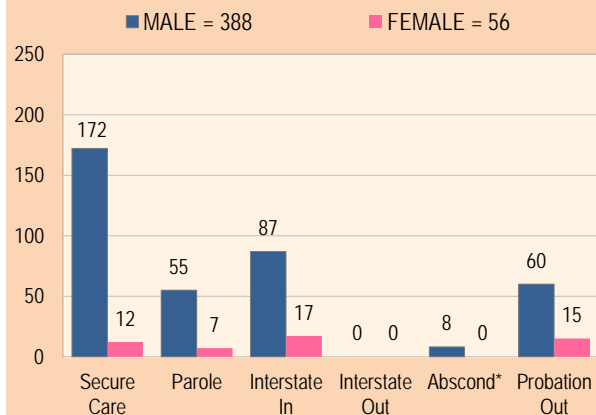
| CATEGORY            | MALE       | FEMALE    | TOTAL      |
|---------------------|------------|-----------|------------|
| Design Capacity     | 410        | 40        | 450        |
| Juvenile Population | 172        | 12        | 184        |
| <b>BED SURPLUS</b>  | <b>238</b> | <b>28</b> | <b>266</b> |

| MONTHLY ADMISSIONS        | MALE      | FEMALE   | TOTAL     |
|---------------------------|-----------|----------|-----------|
| New Commitment            | 13        | 0        | 13        |
| Parole Violator (Revoked) | 8         | 1        | 9         |
| Re-Commitment             | 0         | 0        | 0         |
| <b>TOTAL ADMISSIONS</b>   | <b>21</b> | <b>1</b> | <b>22</b> |

| MONTHLY RELEASES      | MALE      | FEMALE   | TOTAL     |
|-----------------------|-----------|----------|-----------|
| Release to Community  | 19        | 5        | 24        |
| Aged Out (18)         | 9         | 1        | 10        |
| Transfer to Adult     | 1         | 0        | 1         |
| Ice Discharge         | 0         | 0        | 0         |
| <b>TOTAL RELEASES</b> | <b>29</b> | <b>6</b> | <b>35</b> |

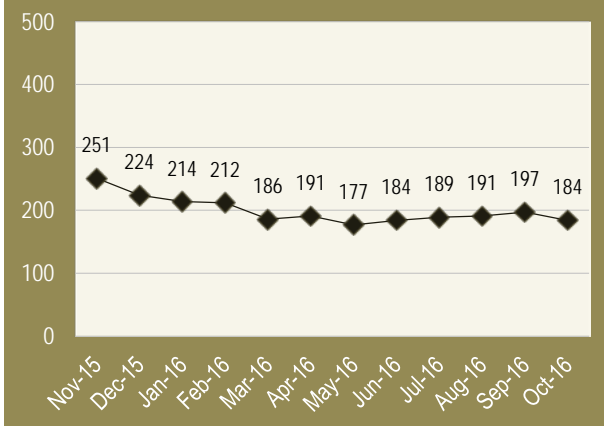
| MONTHLY GROWTH | MALE | FEMALE | TOTAL |
|----------------|------|--------|-------|
|                | -8   | -5     | -13   |

## CURRENT POPULATION BREAKDOWN

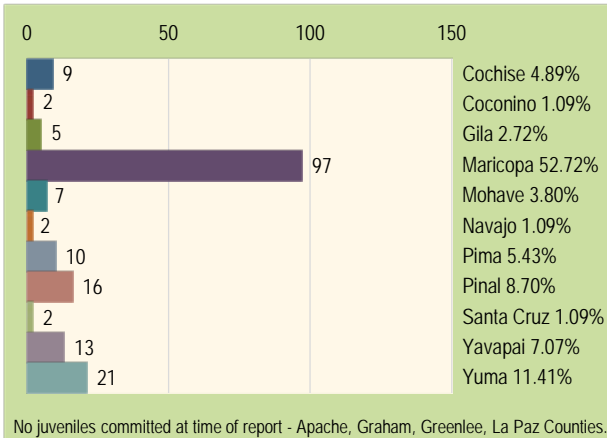


## MONTHLY SECURE CARE POPULATION

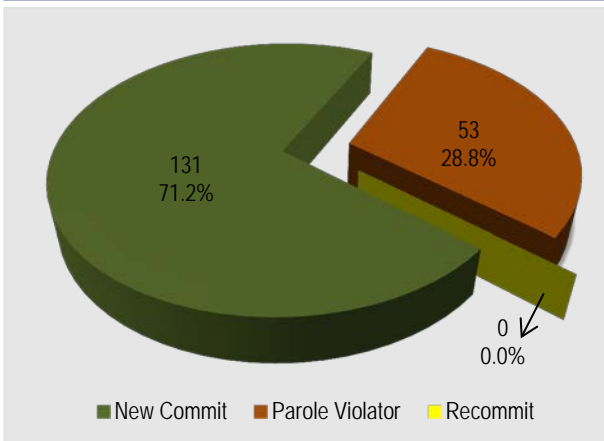
(Population based on the last day of each month.)



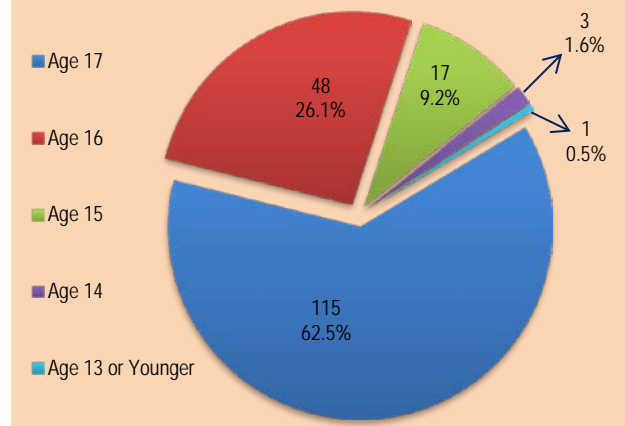
## SECURE CARE POPULATION BY COUNTY



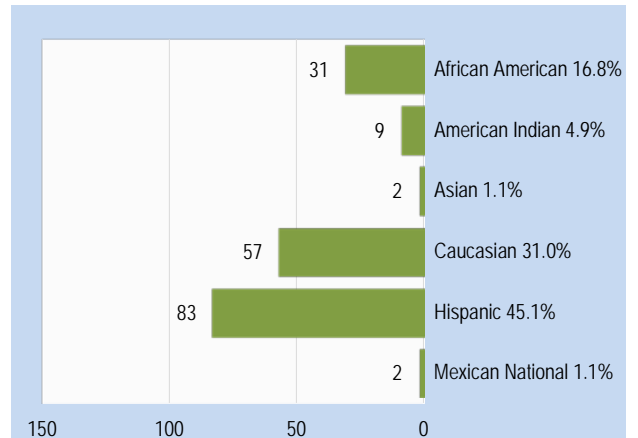
## SECURE CARE POPULATION BY STATUS



## SECURE CARE AGE DISTRIBUTION



## SECURE CARE ETHNIC DISTRIBUTION



## NEW COMMITS RELEASED BY TIME SERVED

