

EDUCATION PLACEMENT

Enrolled in School	171
Enrolled in Career & Technical Education	64
Enrolled in Special Education	58
GED Certificates Awarded 4 FY17	24
High School Diplomas Awarded 0 FY17	18

EDUCATION PLACEMENT WHILE ON PAROLE

District High School	62
Charter School	32
Online School	9
GED Preparation	3
Post-Secondary School	8
Vocational Training	10
Employment	32

HEALTH SERVICES

Hospital Admissions	0
Intake Medical Screenings	27
Intake Dental Screenings	19
Medical Visits	97
Dental Visits	60
Nursing Sick Call Visits	1,202
Mental Health Visits	52

TREATMENT PROGRAMS

CORE PROGRAM	MALE	FEMALE	TOTAL
New Freedom	173	11	184
SPECIALTY PROGRAMS – Treatment in addition to Core Program			
Sexual Behavior	16	0	16
Mental Health	11	4	15
Substance Treatment	31	7	38
	58	11	69

RECIDIVISM RATES

Recidivism: Return to custody with the Arizona Department of Juvenile Corrections (ADJC) or the Arizona Department of Corrections (ADC) following the release from a first time ADJC commitment.

LENGTH OF FOLLOW-UP	CRIMINAL OFFENSES	CRIMINAL OFFENSES & TECHNICAL VIOLATIONS OF ADJC PAROLE
12 Months (2014 Releases)	26.9%	36.9%
24 Months (2013 Releases)	31.6%	46.4%
36 Months (2012 Releases)	32.3%	43.4%

COMMITMENT OFFENSES

(Parole total does not include Interstate "In" youth)

	SECURE CARE	PAROLE
Property	61	16
Crimes Against Persons	52	19
Drug Offense	23	9
Public Order	17	7
Technical	0	0
Other	28	14
Weapons	3	1
TOTAL	184	66

LEVEL OF OFFENSE

(Parole total does not include Interstate "In" youth)

	SECURE CARE	PAROLE
Felony 1	0	0
Felony 2	7	5
Felony 3	32	16
Felony 4	26	7
Felony 5	14	3
Felony 6	58	19
Misdemeanor	23	8
Technical Offense	24	8
TOTAL	184	66

REFERRAL COUNT

(Parole total does not include Interstate "In" youth)

	SECURE CARE	PAROLE
1 - 3 Referrals	20	12
4 - 6 Referrals	26	15
7 - 9 Referrals	29	8
10 - 12 Referrals	33	13
13 or More Referrals	76	18
TOTAL	184	66

RISK LEVEL

	NUMBER	PERCENTAGE
High	17	9.24%
Medium	106	57.61%
Low	61	33.15%
TOTAL	184	100%

RESTORATIVE JUSTICE

	THIS MONTH	YTD TOTAL
Victim Restitution Collected	\$366.20	\$2,449.74
Victim Notification of Release	2	12

ARIZONA DEPARTMENT OF JUVENILE CORRECTIONS
SAFER COMMUNITIES THROUGH SUCCESSFUL YOUTH

JUST THE FACTS

NOVEMBER 2016

DOUGLAS A. DUCEY
GOVERNOR

JEFF HOOD
INTERIM DIRECTOR

For further information please contact:

ARIZONA
DEPARTMENT OF JUVENILE
CORRECTIONS
1624 West Adams Street
Phoenix, Arizona 85007
(602) 364-4051

<http://www.azdj.gov>

This report contains preliminary statistics. Updates will be posted on the ADJC website. Please refer to the online reports for the most current data. Thank you.

Revised: December 1, 2016

ADJC CENSUS

CATEGORY	MALE	FEMALE	TOTAL
Secure Care	173	11	184
Community Supervision (Parole)	146	25	171
Probation (Interstate Out)	50	13	63
TOTAL ADJC POPULATION	369	49	418

SECURE CARE POPULATION DETAIL

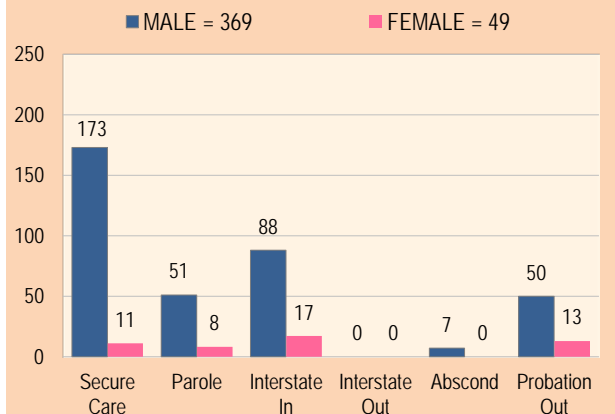
CATEGORY	MALE	FEMALE	TOTAL
Design Capacity	410	40	450
Juvenile Population	173	11	184
BED SURPLUS	237	29	266

MONTHLY ADMISSIONS	MALE	FEMALE	TOTAL
New Commitment	17	0	17
Parole Violator (Revoked)	9	0	9
Re-Commitment	1	0	0
TOTAL ADMISSIONS	27	0	27

MONTHLY RELEASES	MALE	FEMALE	TOTAL
Release to Community	14	1	15
Aged Out (18)	10	0	10
Transfer to Adult	2	0	2
Ice Discharge	0	0	0
TOTAL RELEASES	26	1	27

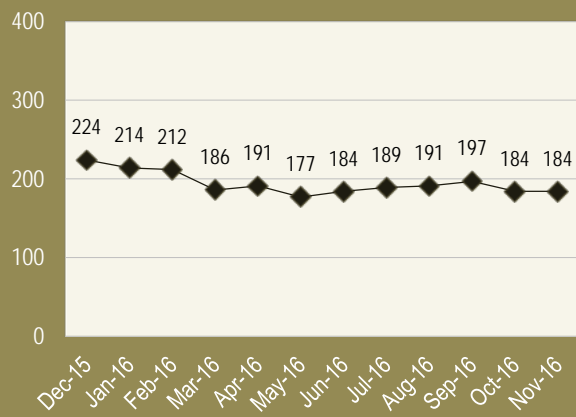
MONTHLY GROWTH	MALE	FEMALE	TOTAL
	1	-1	0

CURRENT POPULATION BREAKDOWN

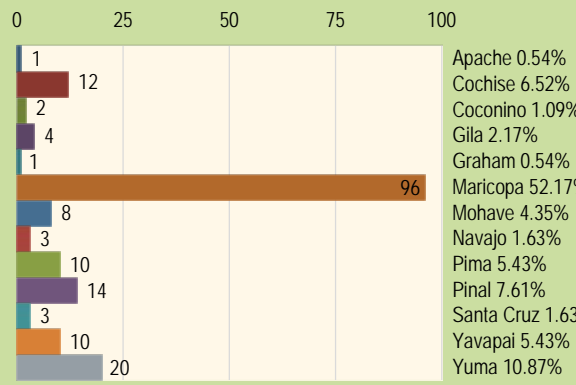


MONTHLY SECURE CARE POPULATION

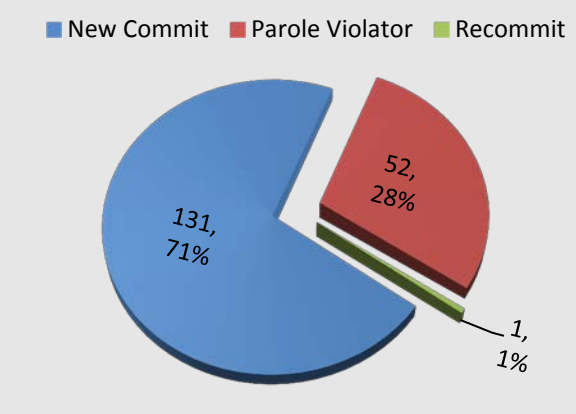
(Population based on the last day of each month.)



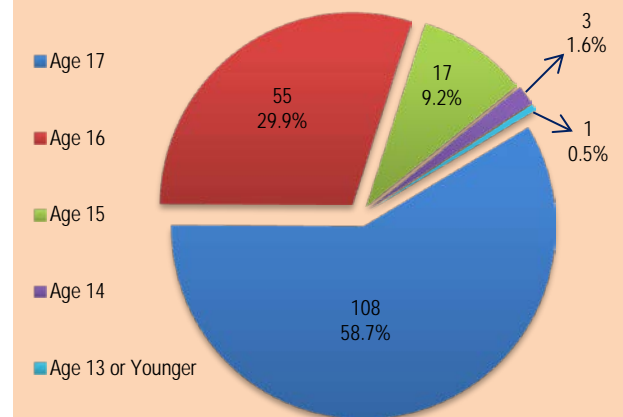
SECURE CARE POPULATION BY COUNTY



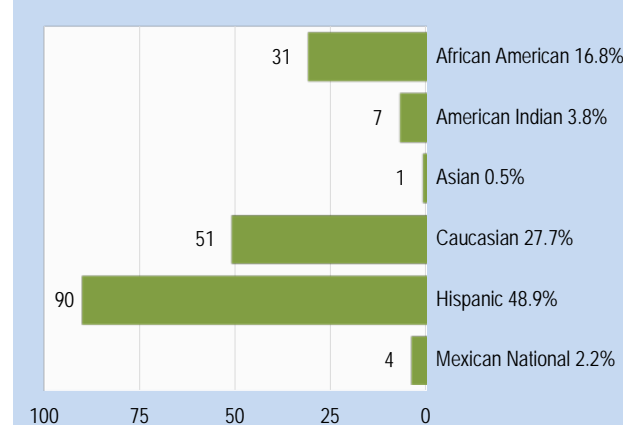
SECURE CARE POPULATION BY STATUS



SECURE CARE AGE DISTRIBUTION



SECURE CARE ETHNIC DISTRIBUTION



NEW COMMITS RELEASED BY TIME SERVED

