

EDUCATION PLACEMENT

Enrolled in School	147
Enrolled in Career & Technical Education	49
Enrolled in Special Education	44
GED Certificates Awarded 3 FY17	27
High School Diplomas Awarded 3 FY17	21

EDUCATION PLACEMENT WHILE ON PAROLE

District High School	57
Charter School	36
Online School	7
GED Preparation	1
Post-Secondary School	9
Vocational Training	9
Employment	37

HEALTH SERVICES

Hospital Admissions	0
Intake Medical Screenings	24
Intake Dental Screenings	12
Medical Visits	97
Dental Visits	51
Nursing Sick Call Visits	1,298
Mental Health Visits	46

TREATMENT PROGRAMS

CORE PROGRAM	MALE	FEMALE	TOTAL
New Freedom	149	10	159
SPECIALTY PROGRAMS – Treatment in addition to Core Program			
Sexual Behavior	16	0	16
Mental Health	12	4	16
Substance Treatment	34	6	40
TOTAL	62	10	72

RECIDIVISM RATES

Recidivism: Return to custody with the Arizona Department of Juvenile Corrections (ADJC) or the Arizona Department of Corrections (ADC) following the release from a first time ADJC commitment.

LENGTH OF FOLLOW-UP	CRIMINAL OFFENSES	CRIMINAL OFFENSES & TECHNICAL VIOLATIONS OF ADJC PAROLE
12 Months (2014 Releases)	26.9%	36.9%
24 Months (2013 Releases)	31.6%	46.4%
36 Months (2012 Releases)	32.3%	43.4%

COMMITMENT OFFENSES

(Parole total does not include Interstate "In" youth)

	SECURE CARE	PAROLE
Property	49	24
Crimes Against Persons	41	27
Drug Offense	19	11
Public Order	17	5
Technical	0	0
Other	30	16
Weapons	3	2
TOTAL	159	85

LEVEL OF OFFENSE

(Parole total does not include Interstate "In" youth)

	SECURE CARE	PAROLE
Felony 1	0	0
Felony 2	7	6
Felony 3	27	22
Felony 4	23	9
Felony 5	14	5
Felony 6	43	23
Misdemeanor	23	8
Technical Offense	22	12
TOTAL	159	85

REFERRAL COUNT

(Parole total does not include Interstate "In" youth)

	SECURE CARE	PAROLE
1 - 3 Referrals	21	13
4 - 6 Referrals	14	22
7 - 9 Referrals	24	12
10 - 12 Referrals	27	18
13 or More Referrals	73	20
TOTAL	159	85

RISK LEVEL

	NUMBER	PERCENTAGE
High	18	11.32%
Medium	94	59.12%
Low	47	29.56%
TOTAL	159	100%

RESTORATIVE JUSTICE

	THIS MONTH	YTD TOTAL
Victim Restitution Collected	\$464.28	\$2,914.02
Victim Notification of Release	4	16

ARIZONA DEPARTMENT OF JUVENILE CORRECTIONS
SAFER COMMUNITIES THROUGH SUCCESSFUL YOUTH

JUST THE FACTS

DECEMBER 2016

DOUGLAS A. DUCEY
GOVERNOR

JEFF HOOD
INTERIM DIRECTOR

For further information please contact:

ARIZONA
DEPARTMENT OF JUVENILE
CORRECTIONS
1624 West Adams Street
Phoenix, Arizona 85007
(602) 364-4051

<http://www.azdj.gov>

This report contains preliminary statistics. Updates will be posted on the ADJC website. Please refer to the online reports for the most current data. Thank you.

Revised: January 5, 2017

ADJC CENSUS

CATEGORY	MALE	FEMALE	TOTAL
Secure Care	149	10	159
Community Supervision (Parole)	164	24	188
Probation (Interstate Out)	44	12	56
TOTAL ADJC POPULATION	357	46	403

SECURE CARE POPULATION DETAIL

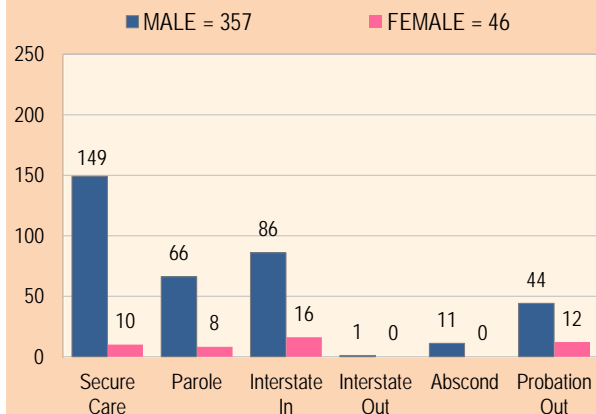
CATEGORY	MALE	FEMALE	TOTAL
Design Capacity	410	40	450
Juvenile Population	149	10	159
BED SURPLUS	261	30	291

MONTHLY ADMISSIONS	MALE	FEMALE	TOTAL
New Commitment	10	0	10
Parole Violator (Revoked)	10	0	10
Re-Commitment	0	0	0
TOTAL ADMISSIONS	20	0	20

MONTHLY RELEASES	MALE	FEMALE	TOTAL
Release to Community	30	1	31
Aged Out (18)	12	0	12
Transfer to Adult	0	0	0
Ice Discharge	2	0	2
TOTAL RELEASES	44	1	45

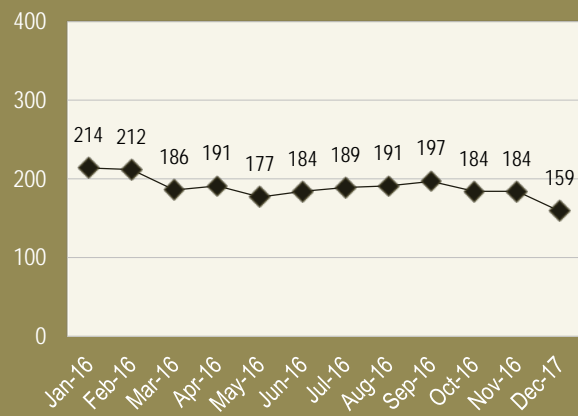
MONTHLY GROWTH	MALE	FEMALE	TOTAL
	-24	-1	-25

CURRENT POPULATION BREAKDOWN

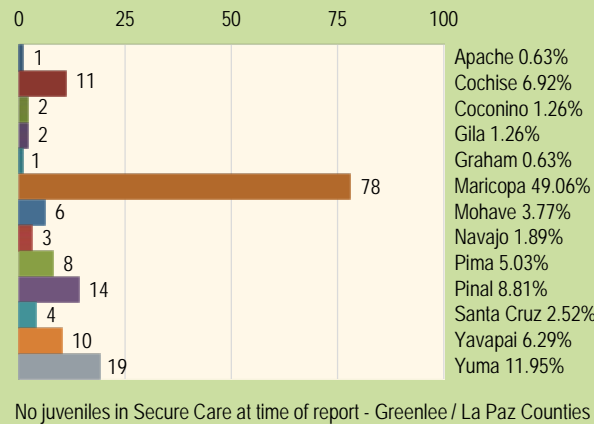


MONTHLY SECURE CARE POPULATION

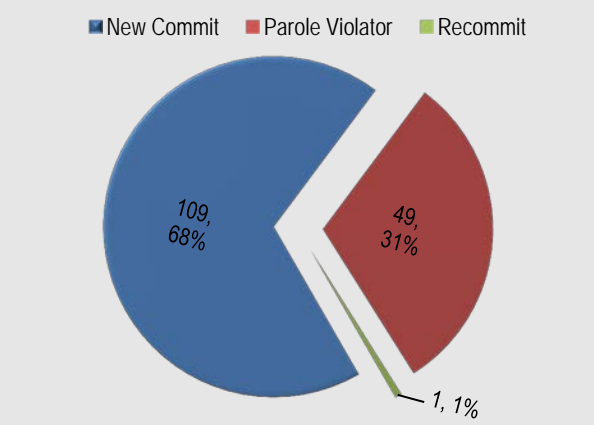
(Population based on the last day of each month.)



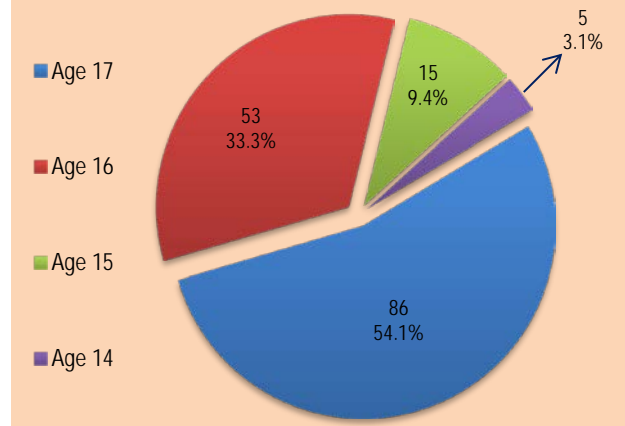
SECURE CARE POPULATION BY COUNTY



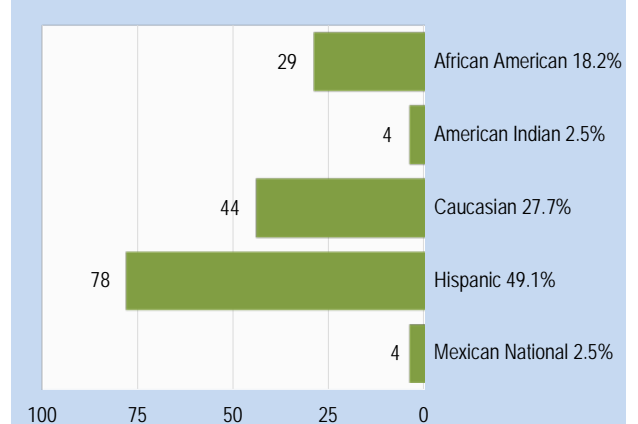
SECURE CARE POPULATION BY STATUS



SECURE CARE AGE DISTRIBUTION



SECURE CARE ETHNIC DISTRIBUTION



NEW COMMITS RELEASED BY TIME SERVED

