

EDUCATION PLACEMENT

Enrolled in School	170
Enrolled in Career & Technical Education	75
Enrolled in Special Education	53
GED Certificates Awarded 7 FY17	39
High School Diplomas Awarded 0 FY17	21

EDUCATION PLACEMENT WHILE ON PAROLE

District High School	57
Charter School	32
Online School	3
GED Preparation	6
Post-Secondary School	6
Vocational Training	7
Employment	28

HEALTH SERVICES

Hospital Admissions	0
Intake Medical Screenings	29
Intake Dental Screenings	21
Medical Visits	102
Dental Visits	57
Nursing Sick Call Visits	1,127
Mental Health Visits	50

TREATMENT PROGRAMS

CORE PROGRAM	MALE	FEMALE	TOTAL
New Freedom	167	10	177
SPECIALTY PROGRAMS – Treatment in addition to Core Program			
Sexual Behavior	22	0	22
Mental Health	10	4	14
Substance Treatment	35	6	41
TOTAL	67	10	77

RECIDIVISM RATES

Recidivism: Return to custody with the Arizona Department of Juvenile Corrections (ADJC) or the Arizona Department of Corrections (ADC) following the release from a first time ADJC commitment.

LENGTH OF FOLLOW-UP	CRIMINAL OFFENSES	CRIMINAL OFFENSES & TECHNICAL VIOLATIONS OF ADJC PAROLE
12 Months (2014 Releases)	26.9%	36.9%
24 Months (2013 Releases)	31.6%	46.4%
36 Months (2012 Releases)	32.3%	43.4%

COMMITMENT OFFENSES

(Parole total does not include Interstate "In" youth)

	SECURE CARE	PAROLE
Property	49	21
Crimes Against Persons	57	22
Drug Offense	28	5
Public Order	14	8
Technical	0	0
Other	25	11
Weapons	4	2
TOTAL	177	69

LEVEL OF OFFENSE

(Parole total does not include Interstate "In" youth)

	SECURE CARE	PAROLE
Felony 1	0	0
Felony 2	6	4
Felony 3	36	14
Felony 4	21	7
Felony 5	13	6
Felony 6	50	25
Misdemeanor	33	5
Technical Offense	18	8
TOTAL	177	69

REFERRAL COUNT

(Parole total does not include Interstate "In" youth)

	SECURE CARE	PAROLE
1 - 3 Referrals	26	10
4 - 6 Referrals	18	14
7 - 9 Referrals	26	15
10 - 12 Referrals	29	10
13 or More Referrals	78	20
TOTAL	177	69

RISK LEVEL

	NUMBER	PERCENTAGE
High	13	7.34%
Medium	100	56.50%
Low	64	36.16%
TOTAL	177	100%

RESTORATIVE JUSTICE

	THIS MONTH	YTD TOTAL
Victim Restitution Collected	\$315.50	\$3,602.44
Victim Notification of Release	1	19

ARIZONA DEPARTMENT OF JUVENILE CORRECTIONS
SAFER COMMUNITIES THROUGH SUCCESSFUL YOUTH

JUST THE FACTS

FEBRUARY 2017

DOUGLAS A. DUCEY
GOVERNOR

JEFF HOOD
INTERIM DIRECTOR

For further information please contact:

ARIZONA
DEPARTMENT OF JUVENILE
CORRECTIONS
1624 West Adams Street
Phoenix, Arizona 85007
(602) 364-4051

<http://www.azdj.gov>

This report contains preliminary statistics. Updates will be posted on the ADJC website. Please refer to the online reports for the most current data. Thank you.

Revised: March 10, 2017

ADJC CENSUS

CATEGORY	MALE	FEMALE	TOTAL
Secure Care	167	10	177
Community Supervision (Parole)	152	25	177
Probation (Interstate Out)	39	9	48
TOTAL ADJC POPULATION	358	44	402

SECURE CARE POPULATION DETAIL

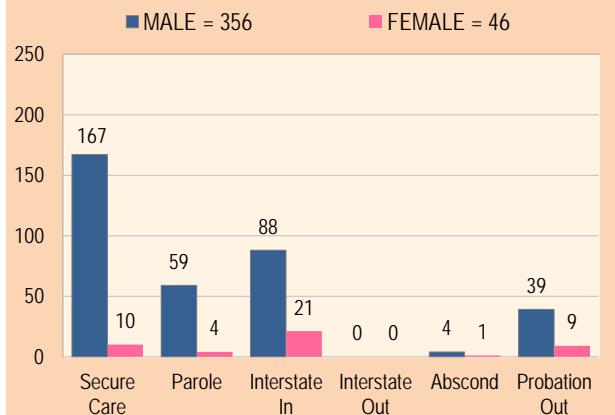
CATEGORY	MALE	FEMALE	TOTAL
Design Capacity	410	40	450
Juvenile Population	167	10	177
BED SURPLUS	243	30	273

MONTHLY ADMISSIONS	MALE	FEMALE	TOTAL
New Commitment	22	1	23
Parole Violator (Revoked)	6	1	7
Re-Commitment	0	0	0
TOTAL ADMISSIONS	28	2	30

MONTHLY RELEASES	MALE	FEMALE	TOTAL
Release to Community	7	2	9
Aged Out (18)	10	0	10
Transfer to Adult	0	0	0
Ice Discharge	0	0	0
TOTAL RELEASES	17	2	19

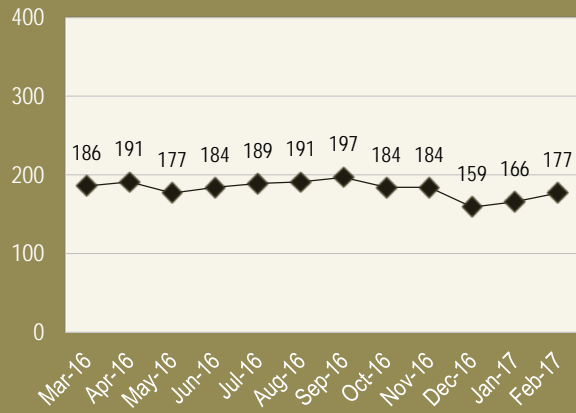
MONTHLY GROWTH	MALE	FEMALE	TOTAL
	11	0	11

CURRENT POPULATION BREAKDOWN

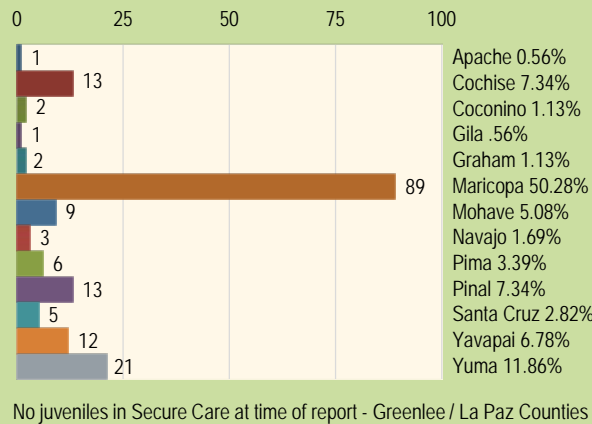


MONTHLY SECURE CARE POPULATION

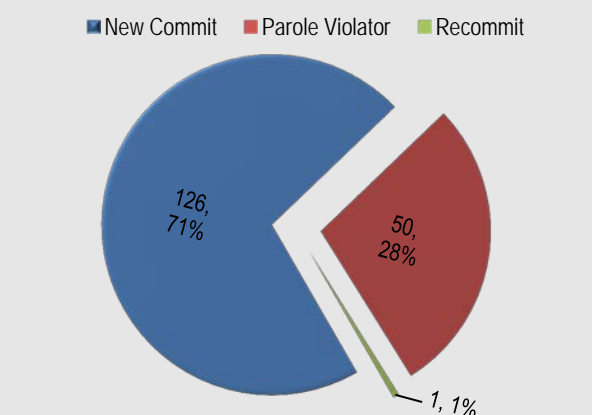
(Population based on the last day of each month.)



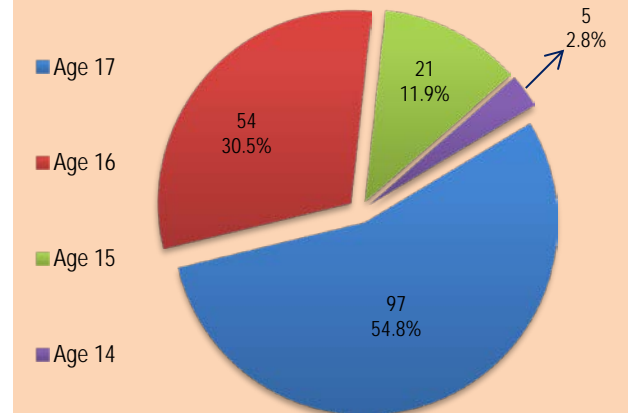
SECURE CARE POPULATION BY COUNTY



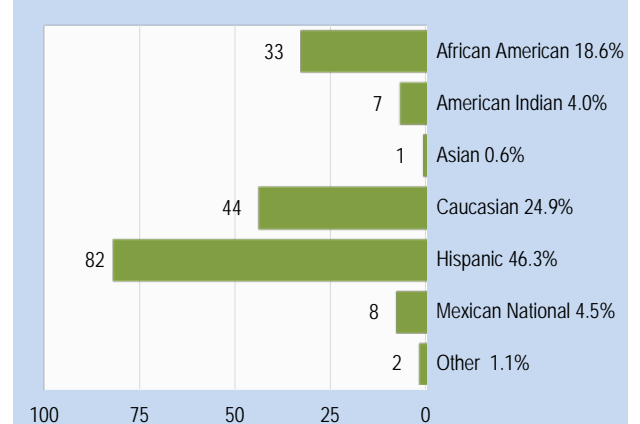
SECURE CARE POPULATION BY STATUS



SECURE CARE AGE DISTRIBUTION



SECURE CARE ETHNIC DISTRIBUTION



NEW COMMITS RELEASED BY TIME SERVED

