

EDUCATION PLACEMENT

Enrolled in School	175
Enrolled in Career & Technical Education	81
Enrolled in Special Education	55
GED Certificates Awarded 1 FY17	49
High School Diplomas Awarded 2 FY17	25

EDUCATION PLACEMENT WHILE ON PAROLE

District High School	47
Charter School	26
Online School	4
GED Preparation	2
Post-Secondary School	5
Vocational Training	5
Employment	20

HEALTH SERVICES

Hospital Admissions	0
Intake Medical Screenings	38
Intake Dental Screenings	25
Medical Visits	116
Dental Visits	72
Nursing Sick Call Visits	1,292
Mental Health Visits	51

TREATMENT PROGRAMS

CORE PROGRAM	MALE	FEMALE	TOTAL
New Freedom	164	15	179
SPECIALTY PROGRAMS – Treatment in addition to Core Program			
Sexual Behavior	20	0	20
Mental Health	11	6	17
Substance Treatment	41	9	50
TOTAL	72	15	87

RESTORATIVE JUSTICE

	THIS MONTH	YTD TOTAL
Victim Restitution Collected	\$634.22	\$4,866.05
Victim Notification of Release	4	31

COMMITMENT OFFENSES

(Parole total does not include Interstate "In" youth)

	SECURE CARE	PAROLE
Property	53	13
Crimes Against Persons	51	14
Drug Offense	29	5
Public Order	13	5
Technical	0	0
Other	26	13
Weapons	7	2
TOTAL	179	52

LEVEL OF OFFENSE

(Parole total does not include Interstate "In" youth)

	SECURE CARE	PAROLE
Felony 1	0	0
Felony 2	9	4
Felony 3	37	10
Felony 4	20	9
Felony 5	17	3
Felony 6	52	11
Misdemeanor	26	7
Technical Offense	18	8
TOTAL	179	52

REFERRAL COUNT

(Parole total does not include Interstate "In" youth)

	SECURE CARE	PAROLE
1 - 3 Referrals	28	8
4 - 6 Referrals	25	9
7 - 9 Referrals	31	9
10 - 12 Referrals	26	6
13 or More Referrals	69	20
TOTAL	179	52

RECIDIVISM RATES

Recidivism: Return to custody with the Arizona Department of Juvenile Corrections (ADJC) or the Arizona Department of Corrections (ADC) following the release from a first time ADJC commitment.

LENGTH OF FOLLOW-UP	CRIMINAL OFFENSES	CRIMINAL OFFENSES & TECHNICAL VIOLATIONS OF ADJC PAROLE
12 Months (2015 Releases)	20.3%	35.9%
24 Months (2014 Releases)	34.7%	45.0%
36 Months (2013 Releases)	36.9%	49.4%

ARIZONA DEPARTMENT OF JUVENILE CORRECTIONS
SAFER COMMUNITIES THROUGH SUCCESSFUL YOUTH

JUST THE FACTS

MAY 2017

DOUGLAS A. DUCEY
GOVERNOR

JEFF HOOD
INTERIM DIRECTOR

For further information please contact:

ARIZONA
DEPARTMENT OF JUVENILE
CORRECTIONS
1624 West Adams Street
Phoenix, Arizona 85007
(602) 364-4051

<http://www.azdjc.gov>

This report contains preliminary statistics. Updates will be posted on the ADJC website. Please refer to the online reports for the most current data. Thank you.

Revised: June 7, 2017

ADJC CENSUS

CATEGORY	MALE	FEMALE	TOTAL
Secure Care	164	15	179
Community Supervision (Parole)	143	21	164
Probation (Interstate Out)	38	7	45
TOTAL ADJC POPULATION	345	43	388

SECURE CARE POPULATION DETAIL

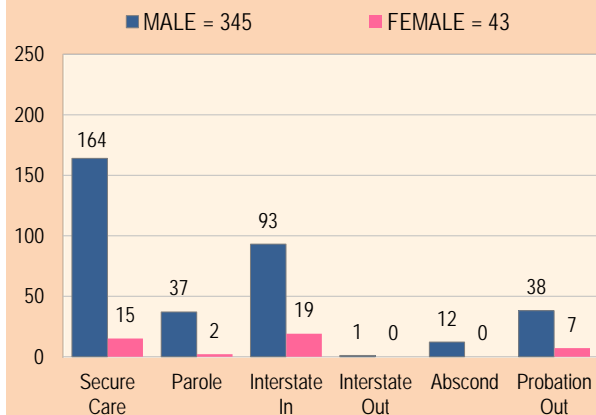
CATEGORY	MALE	FEMALE	TOTAL
Design Capacity	410	40	450
Juvenile Population	164	15	179
BED SURPLUS	246	25	271

MONTHLY ADMISSIONS	MALE	FEMALE	TOTAL
New Commitment	24	5	29
Parole Violator (Revoked)	12	1	13
Re-Commitment	0	0	0
TOTAL ADMISSIONS	36	6	42

MONTHLY RELEASES	MALE	FEMALE	TOTAL
Release to Community	15	0	15
Aged Out (18)	9	0	9
Transfer to Adult	1	0	1
Ice Discharge	4	0	4
TOTAL RELEASES	29	0	29

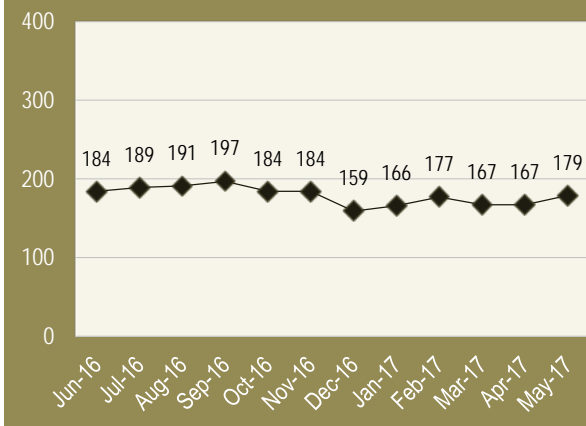
MONTHLY GROWTH	MALE	FEMALE	TOTAL
	7	6	13

CURRENT POPULATION BREAKDOWN

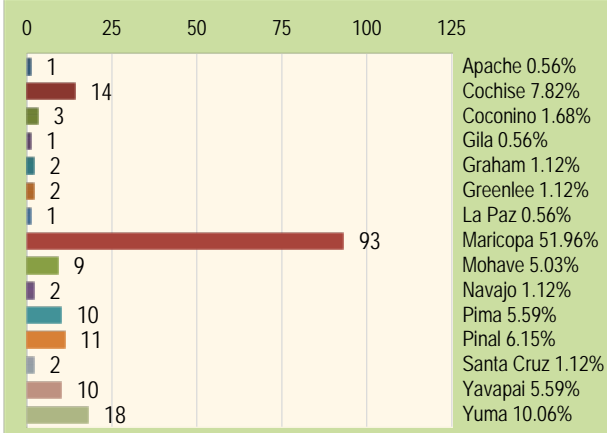


MONTHLY SECURE CARE POPULATION

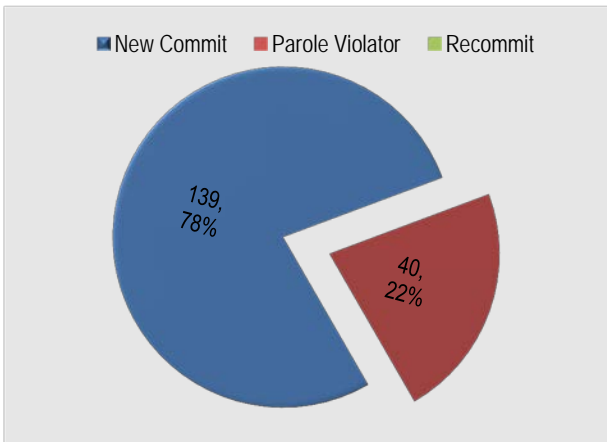
(Population based on the last day of each month.)



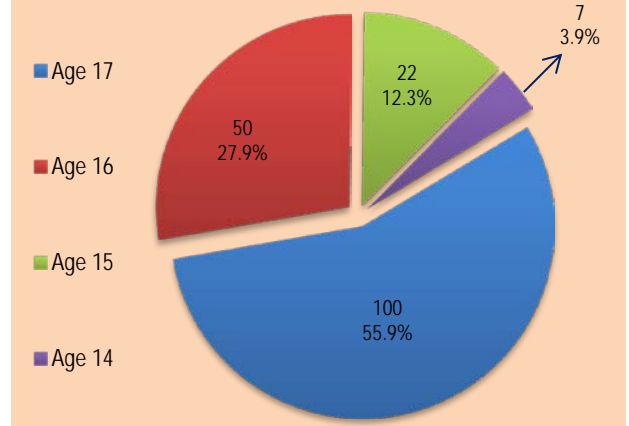
SECURE CARE POPULATION BY COUNTY



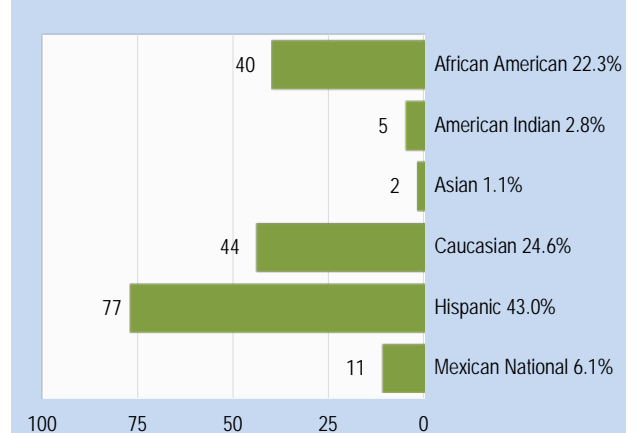
SECURE CARE POPULATION BY STATUS



SECURE CARE AGE DISTRIBUTION



SECURE CARE ETHNIC DISTRIBUTION



NEW COMMITS RELEASED BY TIME SERVED

