

EDUCATION PLACEMENT

Enrolled in School	170
Enrolled in Career & Technical Education	53
Enrolled in Special Education	52
GED Certificates Awarded0 FY18	0
High School Diplomas Awarded 1 FY18	1

EDUCATION PLACEMENT WHILE ON PAROLE

District High School	34
Charter School	23
Online School	3
GED Preparation	2
Post-Secondary School	3
Vocational Training	4
Employment	10

HEALTH SERVICES

Hospital Admissions	0
Intake Medical Screenings	16
Intake Dental Screenings	12
Medical Visits	95
Dental Visits	69
Nursing Sick Call Visits	1,170
Mental Health Visits	56

TREATMENT PROGRAMS

CORE PROGRAM	MALE	FEMALE	TOTAL
New Freedom	159	15	174
SPECIALTY PROGRAMS – Treatment in addition to Core Program			
Sexual Behavior	21	0	21
Mental Health	11	6	17
Substance Treatment	42	9	51
TOTAL	74	15	89

RESTORATIVE JUSTICE

	THIS MONTH	FY18 TOTAL
Victim Restitution Collected	\$301.56	\$301.56
Victim Notification of Release	1	1

COMMITMENT OFFENSES

(Parole total does not include Interstate "In" youth)

	SECURE CARE	PAROLE
Property	45	14
Crimes Against Persons	49	14
Drug Offense	31	3
Public Order	13	3
Technical	0	0
Other	28	10
Weapons	8	1
TOTAL	174	45

LEVEL OF OFFENSE

(Parole total does not include Interstate "In" youth)

	SECURE CARE	PAROLE
Felony 1	0	0
Felony 2	10	2
Felony 3	36	6
Felony 4	19	9
Felony 5	15	2
Felony 6	52	10
Misdemeanor	23	8
Technical Offense	19	8
TOTAL	174	45

REFERRAL COUNT

(Parole total does not include Interstate "In" youth)

	SECURE CARE	PAROLE
1 - 3 Referrals	25	9
4 - 6 Referrals	24	8
7 - 9 Referrals	31	5
10 - 12 Referrals	25	7
13 or More Referrals	69	16
TOTAL	174	45

RECIDIVISM RATES

Recidivism: Return to custody with the Arizona Department of Juvenile Corrections (ADJC) or the Arizona Department of Corrections (ADC) following the release from a first time ADJC commitment.

LENGTH OF FOLLOW-UP	CRIMINAL OFFENSES	CRIMINAL OFFENSES & TECHNICAL VIOLATIONS OF ADJC PAROLE
12 Months (2015 Releases)	20.3%	35.9%
24 Months (2014 Releases)	34.7%	45.0%
36 Months (2013 Releases)	36.9%	49.4%

ARIZONA DEPARTMENT OF JUVENILE CORRECTIONS
SAFER COMMUNITIES THROUGH SUCCESSFUL YOUTH

JUST THE FACTS

JULY 2017

DOUGLAS A. DUCEY
GOVERNOR

JEFF HOOD
INTERIM DIRECTOR

For further information please contact:

ARIZONA
DEPARTMENT OF JUVENILE
CORRECTIONS
1624 West Adams Street
Phoenix, Arizona 85007
(602) 364-4051

<http://www.azdjv.gov>

This report contains preliminary statistics. Updates will be posted on the ADJC website. Please refer to the online reports for the most current data. Thank you.

Revised: August 7, 2017

ADJC CENSUS

CATEGORY	MALE	FEMALE	TOTAL
Secure Care	159	15	174
Community Supervision (Parole)	129	20	149
Probation (Interstate Out)	34	11	45
TOTAL ADJC POPULATION	322	46	368

SECURE CARE POPULATION DETAIL

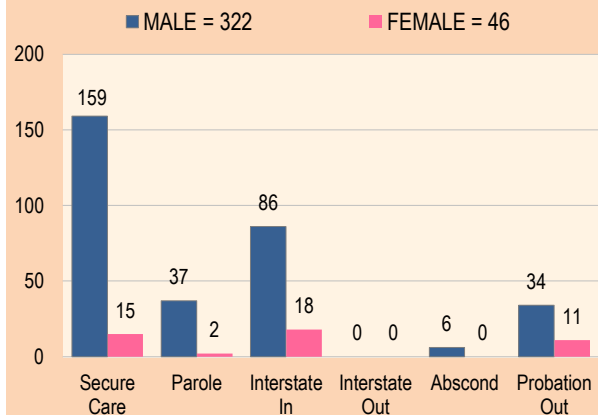
CATEGORY	MALE	FEMALE	TOTAL
Design Capacity	410	40	450
Juvenile Population	159	15	174
BED SURPLUS	251	25	276

MONTHLY ADMISSIONS	MALE	FEMALE	TOTAL
New Commitment	9	0	9
Parole Violator (Revoked)	7	0	7
Re-Commitment	0	0	0
TOTAL ADMISSIONS	16	0	16

MONTHLY RELEASES	MALE	FEMALE	TOTAL
Release to Community	14	1	15
Aged Out (18)	8	0	8
Transfer to Adult	1	0	1
Ice Discharge	0	0	0
TOTAL RELEASES	23	1	24

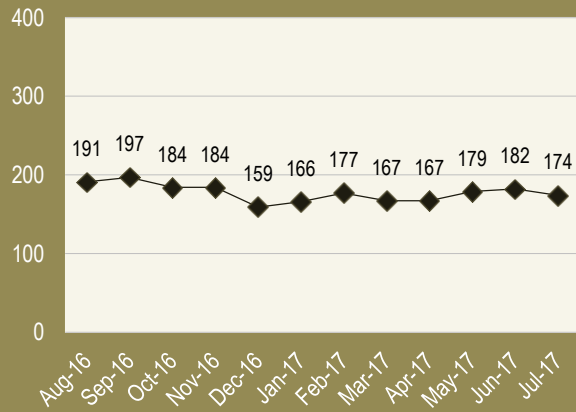
MONTHLY GROWTH	MALE	FEMALE	TOTAL
	-7	-1	-8

CURRENT POPULATION BREAKDOWN

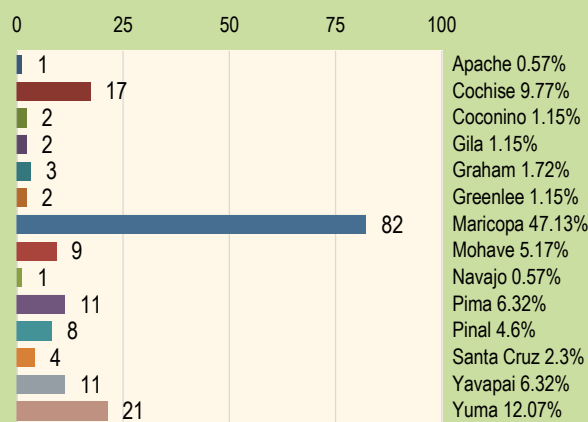


MONTHLY SECURE CARE POPULATION

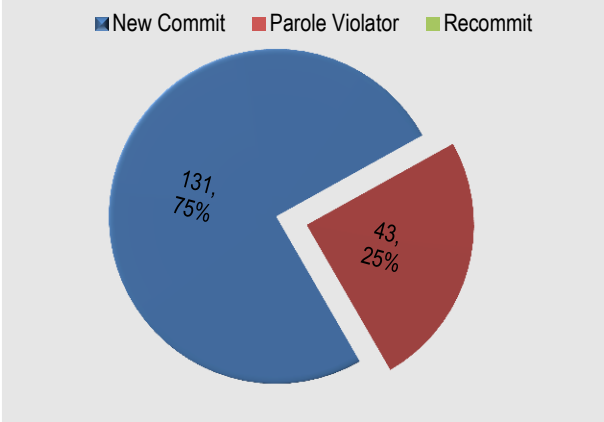
(Population based on the last day of each month.)



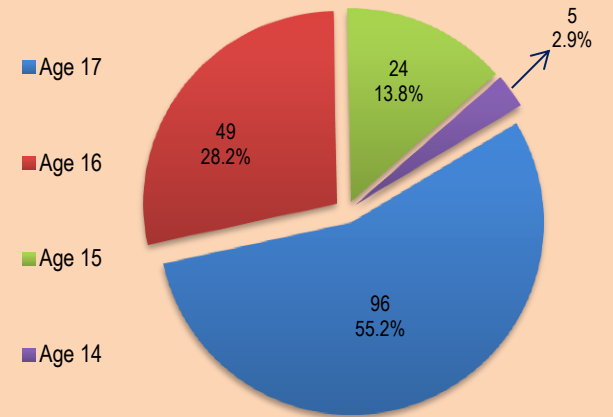
SECURE CARE POPULATION BY COUNTY



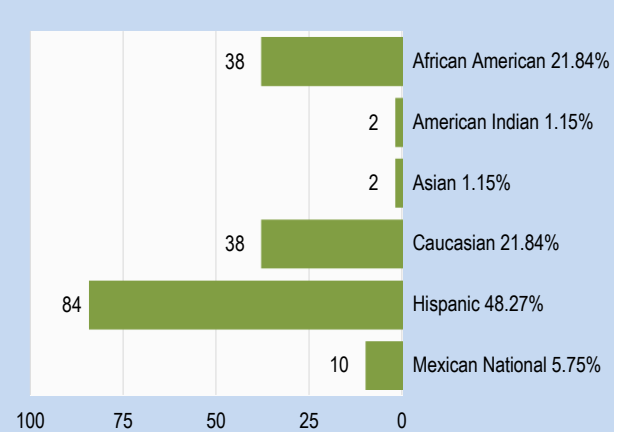
SECURE CARE POPULATION BY STATUS



SECURE CARE AGE DISTRIBUTION



SECURE CARE ETHNIC DISTRIBUTION



NEW COMMITS RELEASED BY TIME SERVED

