

EDUCATION PLACEMENT

Enrolled in School	170
Enrolled in Career & Technical Education	67
Enrolled in Special Education	50
GED Certificates Awarded 4 FY18	9
High School Diplomas Awarded 0 FY18	3

EDUCATION PLACEMENT WHILE ON PAROLE

District High School	24
Charter School	18
Online School	4
GED Preparation	1
Post-Secondary School	3
Vocational Training	5
Employment	11

HEALTH SERVICES

Hospital Admissions	0
Intake Medical Screenings	17
Intake Dental Screenings	24
Medical Visits	78
Dental Visits	57
Nursing Sick Call Visits	1,411
Mental Health Visits	51

TREATMENT PROGRAMS

CORE PROGRAM	MALE	FEMALE	TOTAL
New Freedom	162	13	175

SPECIALTY PROGRAMS – Treatment in addition to Core Program

Sexual Behavior	18	0	18
Mental Health	10	5	15
Substance Treatment	49	8	57
TOTAL	77	13	90

RESTORATIVE JUSTICE

CATEGORY	THIS MONTH	FY18 TOTAL
Victim Restitution Collected	\$209.40	\$754.32
Victim Notification of Release	0	4

COMMITMENT OFFENSES

CATEGORY	SECURE CARE	PAROLE *
Property	41	15
Crimes Against Persons	50	17
Drug Offense	30	5
Public Order	16	3
Other	28	5
Weapons	10	1
OFFENSE TOTALS	175	46

LEVEL OF OFFENSE

CATEGORY	SECURE CARE	PAROLE *
Felony 1	0	0
Felony 2	13	2
Felony 3	33	8
Felony 4	18	9
Felony 5	20	1
Felony 6	51	13
Misdemeanor	23	11
Technical Offense	17	2
OFFENSE TOTALS	175	46

REFERRAL COUNT

CATEGORY	SECURE CARE	PAROLE *
1 - 3 Referrals	26	8
4 - 6 Referrals	29	5
7 - 9 Referrals	29	5
10 - 12 Referrals	30	7
13 or More Referrals	61	21
REFERRAL TOTALS	175	46

* Parole data does not include Interstate "In" youth.

RECIDIVISM RATES

Recidivism: Return to custody with the Arizona Department of Juvenile Corrections (ADJC) or the Arizona Department of Corrections (ADC) following the release from a first time ADJC commitment.

LENGTH OF FOLLOW-UP	CRIMINAL OFFENSES	CRIMINAL OFFENSES & TECHNICAL VIOLATIONS OF ADJC PAROLE
12 Months (2015 Releases)	20.3%	35.9%
24 Months (2014 Releases)	34.7%	45.0%
36 Months (2013 Releases)	36.9%	49.4%

ARIZONA DEPARTMENT OF JUVENILE CORRECTIONS
SAFER COMMUNITIES THROUGH SUCCESSFUL YOUTH

JUST THE FACTS

SEPTEMBER 2017

DOUGLAS A. DUCEY
GOVERNOR

JEFF HOOD
INTERIM DIRECTOR

For more information please contact:

ARIZONA
DEPARTMENT OF JUVENILE
CORRECTIONS
1624 West Adams Street
Phoenix, Arizona 85007

(602) 364-4051
www.adjc.az.gov

This document provides preliminary, month end data and may be updated as new information becomes available. Please refer to our online reports for the most current statistics.
Thank you.

Revised: October 10, 2017



ADJC CENSUS

CATEGORY	MALE	FEMALE	TOTAL
Secure Care	162	13	175
Community Supervision (Parole)	44	2	46
Community Supervision (Interstate)	73	24	97
Probation (Interstate Out)	40	9	49
TOTAL ADJC POPULATION	319	48	367

SECURE CARE POPULATION DETAIL

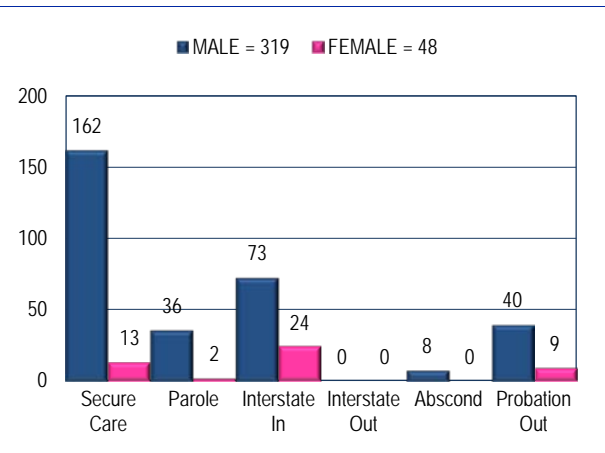
CATEGORY	MALE	FEMALE	TOTAL
Design Capacity	410	40	450
Juvenile Population	162	13	175
BED SURPLUS	245	25	270

MONTHLY ADMISSIONS	MALE	FEMALE	TOTAL
New Commitment	10	0	10
Parole Violator (Revoked)	7	0	7
Re-Commitment	0	0	0
TOTAL ADMISSIONS	17	0	17

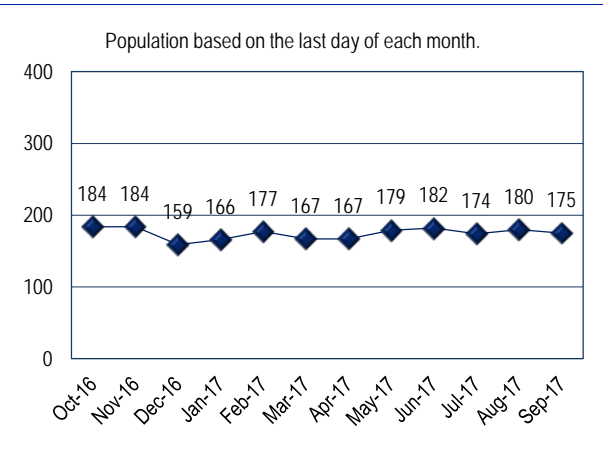
MONTHLY RELEASES	MALE	FEMALE	TOTAL
Release to Community	7	0	7
Aged Out (18)	12	2	14
Transfer to Adult	0	0	0
Ice Discharge	1	0	1
TOTAL RELEASES	20	2	22

MONTHLY GROWTH	MALE	FEMALE	TOTAL
	-3	-2	-5

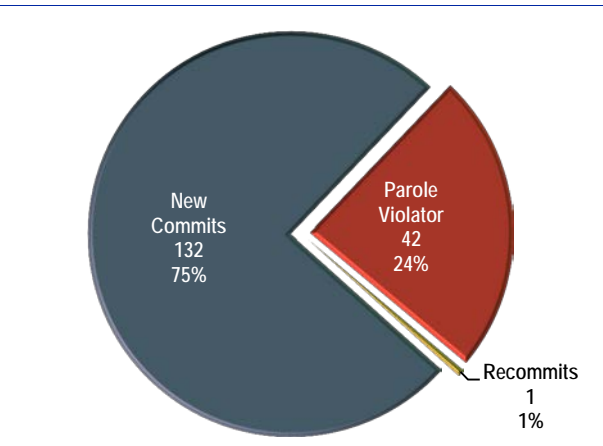
AGENCY POPULATION BREAKDOWN



MONTHLY SECURE CARE POPULATION



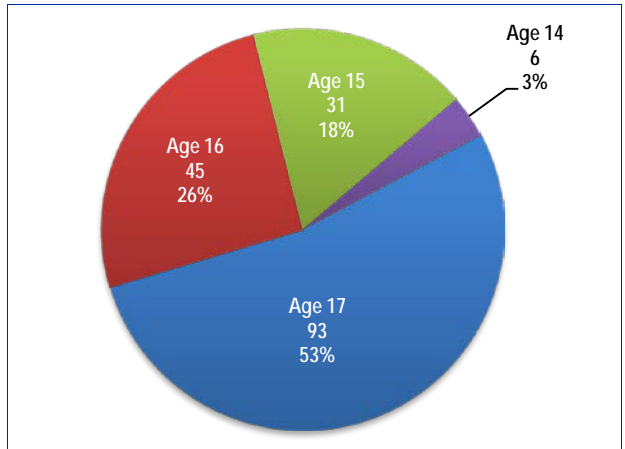
SECURE CARE POPULATION BY STATUS



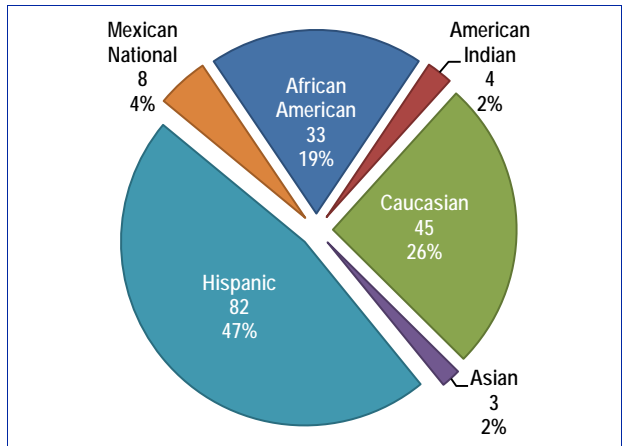
SECURE CARE POPULATION BY COUNTY

COUNTY	MALE	FEMALE	TOTAL	PERCENT
Apache	1	0	1	0.57%
Cochise	18	2	20	11.43%
Coconino	2	1	3	1.71%
Gila	2	0	2	1.14%
Graham	2	0	2	1.14%
Greenlee	2	0	2	1.14%
La Paz	1	0	1	0.57%
Maricopa	80	4	84	48.00%
Mohave	11	2	13	7.43%
Navajo	1	0	1	0.57%
Pima	8	0	8	4.57%
Pinal	8	1	9	5.14%
Santa Cruz	3	0	3	1.71%
Yavapai	9	2	11	6.29%
Yuma	14	1	15	8.57%
TOTAL	162	13	175	100.00%

SECURE CARE AGE DISTRIBUTION



SECURE CARE ETHNIC DISTRIBUTION



SECURE CARE POPULATION BY STATUS

