

EDUCATION PLACEMENT

Enrolled in School	170
Enrolled in Career & Technical Education	57
Enrolled in Special Education	52
GED Certificates Awarded 3 FY18	12
High School Diplomas Awarded 3 FY18	6

EDUCATION PLACEMENT WHILE ON PAROLE

District High School	29
Charter School	18
Online School	5
GED Preparation	2
Post-Secondary School	3
Vocational Training	6
Employment	16

HEALTH SERVICES

Hospital Admissions	2
Intake Medical Screenings	32
Intake Dental Screenings	20
Medical Visits	100
Dental Visits	56
Nursing Sick Call Visits	1,192
Mental Health Visits	57

TREATMENT PROGRAMS

CORE PROGRAM	MALE	FEMALE	TOTAL
New Freedom	165	16	181

SPECIALTY PROGRAMS – Treatment in addition to Core Program

Sexual Behavior	21	0	21
Mental Health	10	6	16
Substance Treatment	49	10	59
TOTAL	80	16	96

RESTORATIVE JUSTICE

CATEGORY	THIS MONTH	FY18 TOTAL
Victim Restitution Collected	\$291.84	\$1,046.16
Victim Notification of Release	2	8

COMMITMENT OFFENSES

CATEGORY	SECURE CARE	PAROLE *
Property	48	7
Crimes Against Persons	50	18
Drug Offense	27	5
Public Order	16	5
Other	31	6
Weapons	9	4
OFFENSE TOTALS	181	45

LEVEL OF OFFENSE

CATEGORY	SECURE CARE	PAROLE *
Felony 1	0	0
Felony 2	11	3
Felony 3	34	8
Felony 4	18	10
Felony 5	17	2
Felony 6	57	8
Misdemeanor	27	13
Technical Offense	17	1
OFFENSE TOTALS	181	45

REFERRAL COUNT

CATEGORY	SECURE CARE	PAROLE *
1 - 3 Referrals	22	10
4 - 6 Referrals	27	6
7 - 9 Referrals	33	6
10 - 12 Referrals	27	7
13 or More Referrals	72	16
REFERRAL TOTALS	181	45

* Parole data does not include Interstate "In" youth.

RECIDIVISM RATES

Recidivism: Return to custody with the Arizona Department of Juvenile Corrections (ADJC) or the Arizona Department of Corrections (ADC) following the release from a first time ADJC commitment.

LENGTH OF FOLLOW-UP	CRIMINAL OFFENSES	CRIMINAL OFFENSES & TECHNICAL VIOLATIONS OF ADJC PAROLE
12 Months (2015 Releases)	20.3%	35.9%
24 Months (2014 Releases)	34.7%	45.0%
36 Months (2013 Releases)	36.9%	49.4%

ARIZONA DEPARTMENT OF JUVENILE CORRECTIONS
SAFER COMMUNITIES THROUGH SUCCESSFUL YOUTH

JUST THE FACTS

OCTOBER 2017

DOUGLAS A. DUCEY
GOVERNOR

JEFF HOOD
INTERIM DIRECTOR

For more information please contact:

ARIZONA
DEPARTMENT OF JUVENILE
CORRECTIONS
1624 West Adams Street
Phoenix, Arizona 85007

(602) 364-4051
www.adjc.az.gov

This document provides preliminary, month end data and may be updated as new information becomes available. Please refer to our online reports for the most current statistics.
Thank you.

Revised: December 5, 2017



ADJC CENSUS

CATEGORY	MALE	FEMALE	TOTAL
Secure Care	165	16	181
Community Supervision (Parole)	43	2	45
Community Supervision (Interstate)	67	21	88
Probation (Interstate Out)	34	10	44
TOTAL ADJC POPULATION	309	49	358

SECURE CARE POPULATION DETAIL

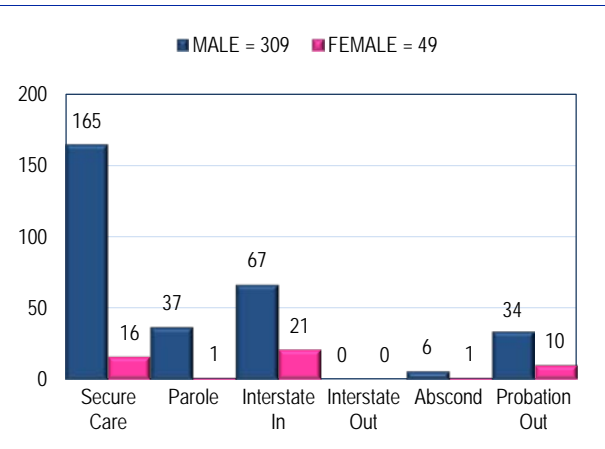
CATEGORY	MALE	FEMALE	TOTAL
Design Capacity	410	40	450
Juvenile Population	165	16	181
BED SURPLUS	245	24	269

MONTHLY ADMISSIONS	MALE	FEMALE	TOTAL
New Commitment	16	4	20
Parole Violator (Revoked)	13	0	13
Re-Commitment	0	0	0
TOTAL ADMISSIONS	29	4	33

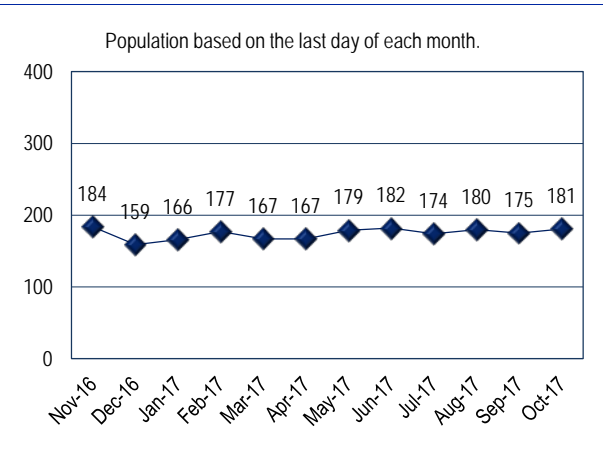
MONTHLY RELEASES	MALE	FEMALE	TOTAL
Release to Community	15	0	15
Aged Out (18)	6	1	7
Transfer to Adult	3	0	3
Ice Discharge	2	0	2
TOTAL RELEASES	26	1	27

MONTHLY GROWTH	MALE	FEMALE	TOTAL
	3	3	6

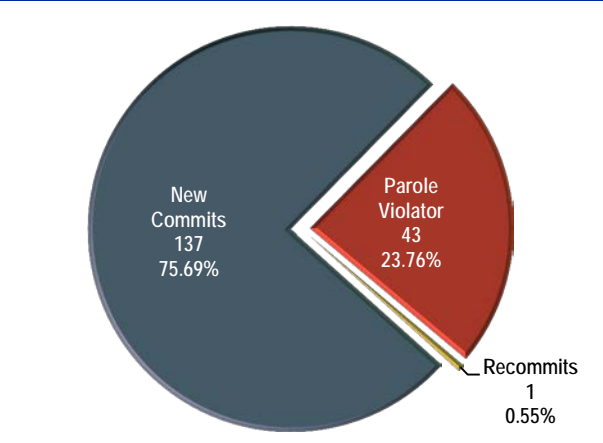
AGENCY POPULATION BREAKDOWN



MONTHLY SECURE CARE POPULATION



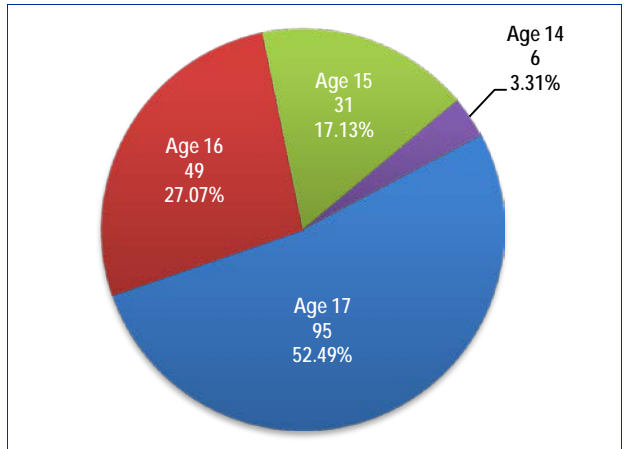
SECURE CARE POPULATION BY STATUS



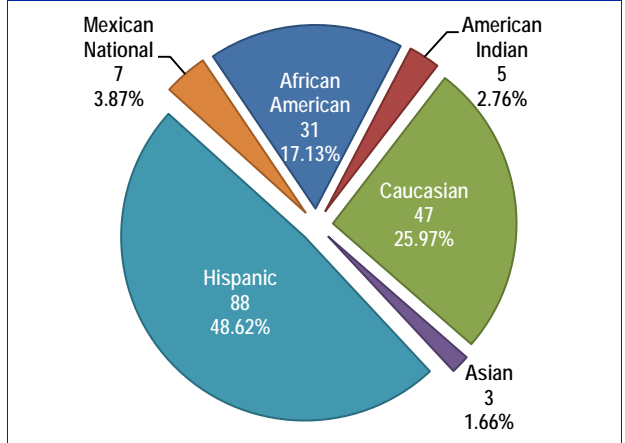
SECURE CARE POPULATION BY COUNTY

COUNTY	MALE	FEMALE	TOTAL	PERCENT
Apache	1	0	1	0.55%
Cochise	16	2	18	9.94%
Coconino	2	1	3	1.66%
Gila	3	1	4	2.21%
Graham	1	0	1	0.55%
Greenlee	1	0	1	0.55%
La Paz	1	0	1	0.55%
Maricopa	82	5	87	48.07%
Mohave	13	2	15	8.29%
Navajo	2	1	3	1.66%
Pima	9	0	9	4.97%
Pinal	6	1	7	3.87%
Santa Cruz	3	0	3	1.66%
Yavapai	9	2	11	6.08%
Yuma	16	1	17	9.39%
TOTAL	165	16	181	100%

SECURE CARE AGE DISTRIBUTION



SECURE CARE ETHNIC DISTRIBUTION



SECURE CARE POPULATION BY STATUS

