

EDUCATION PLACEMENT

Enrolled in School	160
Enrolled in Career & Technical Education	51
Enrolled in Special Education	50
GED Certificates Awarded 11 FY18	23
High School Diplomas Awarded 1 FY18	7

EDUCATION PLACEMENT WHILE ON PAROLE

District High School	32
Charter School	9
Online School	7
GED Preparation	1
Post-Secondary School	3
Vocational Training	7
Employment	16

HEALTH SERVICES

Hospital Admissions	0
Intake Medical Screenings	20
Intake Dental Screenings	23
Medical Visits	120
Dental Visits	49
Nursing Sick Call Visits	893
Mental Health Visits	58

TREATMENT PROGRAMS

CORE PROGRAM	MALE	FEMALE	TOTAL
New Freedom	160	12	172

SPECIALTY PROGRAMS – Treatment in addition to Core Program

Sexual Behavior	23	0	23
Mental Health	11	5	16
Substance Treatment	45	7	52
TOTAL	79	12	91

RESTORATIVE JUSTICE

CATEGORY	THIS MONTH	FY18 TOTAL
Victim Restitution Collected	\$480.76	\$1,526.92
Victim Notification of Release	2	10

COMMITMENT OFFENSES

CATEGORY	SECURE CARE	PAROLE *
Property	48	12
Crimes Against Persons	51	19
Drug Offense	23	6
Public Order	10	7
Other	32	6
Weapons	8	4
OFFENSE TOTALS	172	54

LEVEL OF OFFENSE

CATEGORY	SECURE CARE	PAROLE *
Felony 1	0	0
Felony 2	11	4
Felony 3	32	9
Felony 4	18	12
Felony 5	16	3
Felony 6	54	8
Misdemeanor	25	16
Technical Offense	16	2
OFFENSE TOTALS	172	54

REFERRAL COUNT

CATEGORY	SECURE CARE	PAROLE *
1 - 3 Referrals	22	9
4 - 6 Referrals	28	7
7 - 9 Referrals	27	11
10 - 12 Referrals	29	8
13 or More Referrals	66	19
REFERRAL TOTALS	172	54

* Parole data does not include Interstate "In" youth.

RECIDIVISM RATES

Recidivism: Return to custody with the Arizona Department of Juvenile Corrections (ADJC) or the Arizona Department of Corrections (ADC) following the release from a first time ADJC commitment.

LENGTH OF FOLLOW-UP	CRIMINAL OFFENSES	CRIMINAL OFFENSES & TECHNICAL VIOLATIONS OF ADJC PAROLE
12 Months (2015 Releases)	20.3%	35.9%
24 Months (2014 Releases)	34.7%	45.0%
36 Months (2013 Releases)	36.9%	49.4%

ARIZONA DEPARTMENT OF JUVENILE CORRECTIONS
SAFER COMMUNITIES THROUGH SUCCESSFUL YOUTH

JUST THE FACTS

NOVEMBER 2017

DOUGLAS A. DUCEY
GOVERNOR

JEFF HOOD
INTERIM DIRECTOR

For more information please contact:

ARIZONA
DEPARTMENT OF JUVENILE
CORRECTIONS
1624 West Adams Street
Phoenix, Arizona 85007

(602) 364-4051
www.adjc.az.gov

This document provides preliminary, month end data and may be updated as new information becomes available. Please refer to our online reports for the most current statistics. Thank you.

Revised: December 15, 2017

ADJC CENSUS

CATEGORY	MALE	FEMALE	TOTAL
Secure Care	160	12	172
Community Supervision (Parole)	51	3	54
Community Supervision (Interstate)	63	22	85
Probation (Interstate Out)	31	11	42
TOTAL ADJC POPULATION	305	48	353

SECURE CARE POPULATION DETAIL

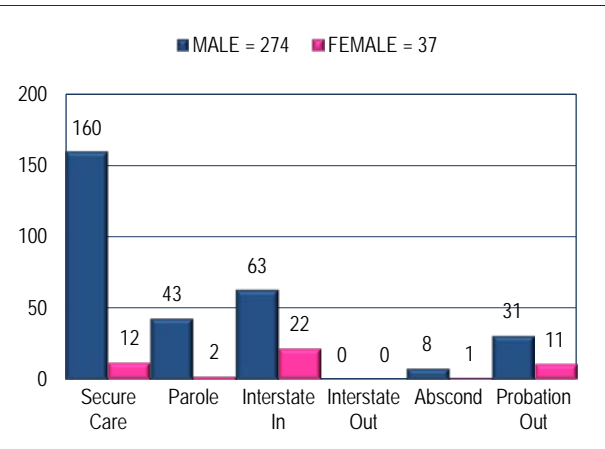
CATEGORY	MALE	FEMALE	TOTAL
Design Capacity	410	40	450
Juvenile Population	160	12	172
BED SURPLUS	250	28	278

MONTHLY ADMISSIONS	MALE	FEMALE	TOTAL
New Commitment	14	0	14
Parole Violator (Revoked)	6	0	6
Re-Commitment	0	0	0
TOTAL ADMISSIONS	20	0	20

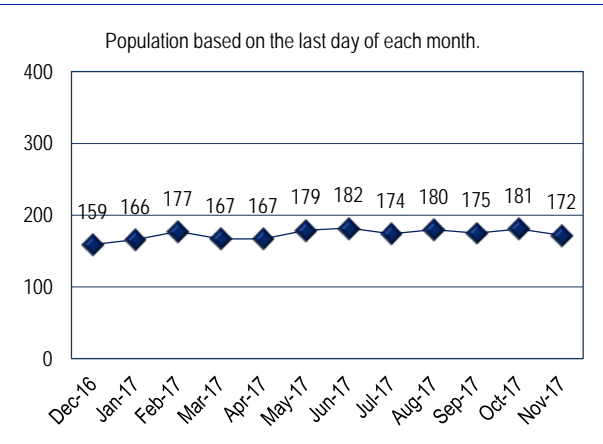
MONTHLY RELEASES	MALE	FEMALE	TOTAL
Release to Community	16	1	17
Aged Out (18)	6	3	9
Transfer to Adult	1	0	1
Ice Discharge	2	0	2
TOTAL RELEASES	25	4	29

MONTHLY GROWTH	MALE	FEMALE	TOTAL
	-5	-4	-9

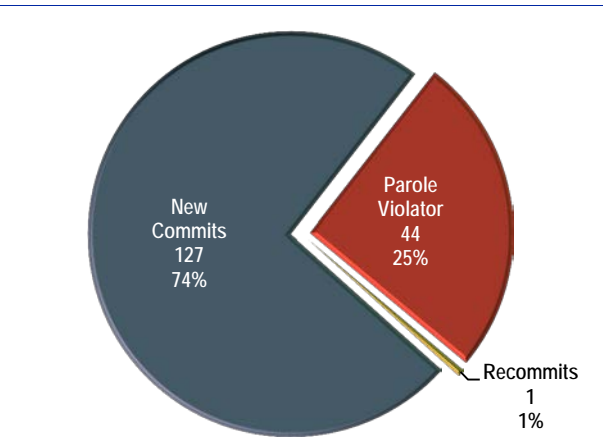
AGENCY POPULATION BREAKDOWN



MONTHLY SECURE CARE POPULATION



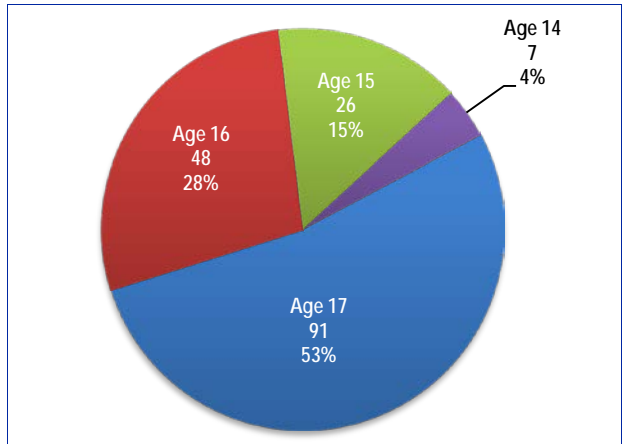
SECURE CARE POPULATION BY STATUS



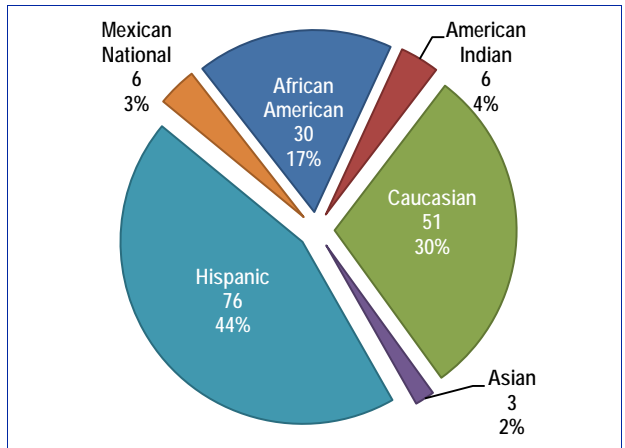
SECURE CARE POPULATION BY COUNTY

COUNTY	MALE	FEMALE	TOTAL	PERCENT
Apache	0	0	0	0.00%
Cochise	15	0	15	8.72%
Coconino	3	1	4	2.33%
Gila	5	1	6	3.49%
Graham	2	0	2	1.16%
Greenlee	1	0	1	0.58%
La Paz	1	0	1	0.58%
Maricopa	83	5	88	51.16%
Mohave	11	2	13	7.56%
Navajo	2	1	3	1.74%
Pima	7	0	7	4.07%
Pinal	5	1	6	3.49%
Santa Cruz	2	0	2	1.16%
Yavapai	11	1	12	6.98%
Yuma	12	0	12	6.98%
TOTAL	160	12	172	100.00%

SECURE CARE AGE DISTRIBUTION



SECURE CARE ETHNIC DISTRIBUTION



SECURE CARE POPULATION BY STATUS

