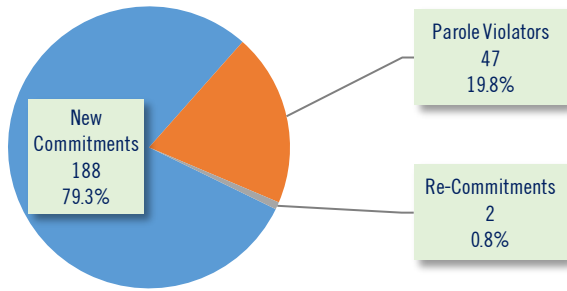


SECURE CARE COMMITMENT STATUS

Population by commitment status as of the last day of the month.



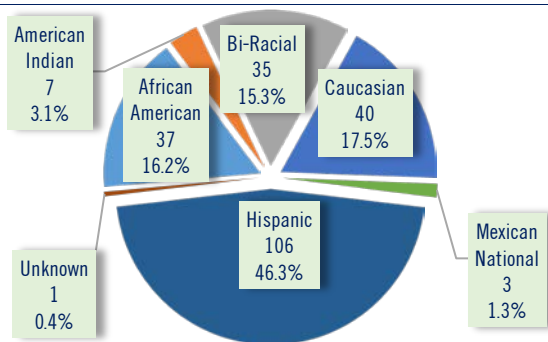
SECURE CARE COMMITTING COUNTY

Population as of the last day of the month.

COUNTY	MALE	FEMALE	TOTAL	PERCENT
Apache	0	1	1	0.4%
Cochise	6	1	7	3.1%
Coconino	1	0	1	0.4%
Gila	4	0	4	1.7%
Graham	4	0	4	1.7%
Greenlee	2	0	2	0.9%
La Paz	0	0	0	0.0%
Maricopa	127	8	135	59.0%
Mohave	15	3	18	7.9%
Navajo	2	0	2	0.9%
Pima	15	0	15	6.6%
Pinal	5	0	5	2.2%
Santa Cruz	5	1	6	2.6%
Yavapai	10	2	12	5.2%
Yuma	13	4	17	7.4%
TOTAL	209	20	229	100%

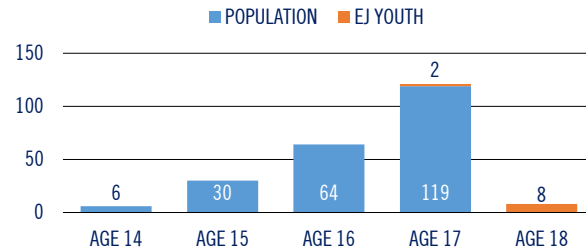
SECURE CARE ETHNIC DISTRIBUTION

Population as of the last day of the month.



SECURE CARE AGE DISTRIBUTION

HB 2356 (Extended Jurisdiction) requires juvenile courts to retain jurisdiction over a juvenile who is at least 17 years old and who has been adjudicated delinquent, until the person reaches 19 years old. This requires the court to order continued services until the juvenile reaches 19 years old or services are terminated by the court. Content represents population as of the last day of the month, highlighting our Extended Jurisdiction (EJ) youth.



LENGTH OF STAY

Since July 1, 2019 (FY 2020), AZDJC released 125 youth from its population, who served an average of 9.5 months.

CATEGORY	6 MONTHS OR LESS	6 TO 12 MONTHS	12 MONTHS OR GREATER
Released to Parole	7	39	16
Aged Out (18-19)	19	21	14
Transfer to Adult	2	3	4
ICE Discharge	0	0	0
Recalled by Court	0	0	0
TOTAL	28	63	34

RECIDIVISM RATES

Represents youth identified by the year they were released, who returned to custody with AZDJC or ADC following their release from Secure Care.

LENGTH OF FOLLOW-UP	NEW OFFENSES & TECHNICAL VIOLATIONS	NEW OFFENSES	SEXUAL OFFENSES
2017 Releases (12 Months)	34.6%	23.4%	0.0%
2016 Releases (24 Months)	42.0%	29.5%	1.9%
2015 Releases (36 Months)	49.8%	41.7%	0.0%

RESTORATIVE JUSTICE

Represents services provided to victims and restitution collected from youth. As of July 1, 2019, 70 Victims (30.6%) are registered.

CATEGORY	THIS MONTH	FY 20 (YTD)
Victims Registered	1	70
Victim Notifications	46	260
Victim Notification of Release	0	17
Victim Services Provided	124	1,134
Victim Restitution Collected	\$514.32	\$3,228.38

ARIZONA DEPARTMENT OF JUVENILE CORRECTIONS

JUST THE FACTS

Our Vision is to be a nationally recognized leader that advances public safety through the rehabilitation of seriously delinquent youth.

DECEMBER 2019

DOUGLAS A. DUCEY
GOVERNOR

JEFF HOOD
DIRECTOR

ARIZONA DEPARTMENT
OF JUVENILE CORRECTIONS
1624 West Adams Street
Phoenix, Arizona 85007
www.azdjic.gov

This publication provides preliminary data. Please refer to our online reports for the most current statistics. Thank you.

Published January 8, 2020

AGENCY CENSUS

Population as of the last day of the month.

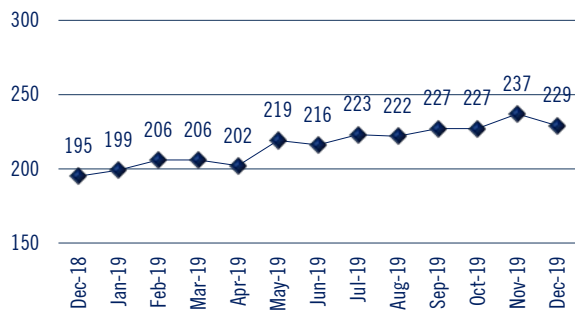
CATEGORY	MALE	FEMALE	TOTAL
Secure Care	209	20	229
Parole – Community Supervision	38	4	42
Parole – Interstate In	65	16	81
Parole – Interstate Out	0	0	0
Parole – Abscond/Warrant Status	8	0	8
Probation – Interstate Out	43	12	55
TOTAL	363	52	415

AZDJC currently supervises 13 Extended Jurisdiction Youth. Ten youth are in Secure Care (8 male / 2 female), and three male youth are on Parole.

Dually involved (Department of Child Safety) youth represent 50 (18%) of our Secure Care and Parole (Community Supervision, Interstate Out and Abscond) populations.

SECURE CARE POPULATION TREND

Content represents a thirteen-month population trend as of the last day of the month. Data reflects a 17.4% increase since December 31, 2018.



SECURE CARE POPULATION DETAIL

Population admissions and releases during the month.

POPULATION AS OF NOVEMBER 30, 2019			
			237
ADMISSIONS	MALE	FEMALE	TOTAL
New Commitment	16	2	18
Parole Violator	8	0	8
Re-Commitment	0	0	0
TOTAL	24	2	26
RELEASES	MALE	FEMALE	TOTAL
Released to Parole	18	1	19
Aged Out (18-19)	14	0	14
Convicted as an Adult	1	0	1
ICE Discharge	0	0	0
TOTAL	33	1	34
POPULATION AS OF DECEMBER 31, 2019			
			229

AGENCY RISK LEVELS

Population risk to recidivate based upon the Arizona Juvenile Assessment System (AZYAS) Assessment Tool as of the last day of the month.

CATEGORY	SECURE CARE		PAROLE ⁽¹⁾	
Low Risk	29	12.7%	8	16.0%
Medium Risk	96	41.9%	23	46.0%
High Risk	102	44.5%	19	38.0%
TOTAL	227	99.10%	50	100%

¹ Parole includes Community Supervision, Interstate Out and Abscond.

² At the time this document was published, 2 youth had not been assessed.

AGENCY PRIOR REFERRALS

The number of times a youth was involved in the juvenile justice system prior to commitment to AZDJC as of the last day of the month.

CATEGORY	SECURE CARE	PAROLE
1 to 3 Referrals	22	4
4 to 6 Referrals	41	10
7 to 9 Referrals	49	4
10 to 12 Referrals	36	8
13 or More Referrals	81	24
TOTAL	229	50

AGENCY PRIOR ADJUDICATIONS

The number of times a youth was adjudicated delinquent prior to commitment to AZDJC as of the last day of the month.

CATEGORY	SECURE CARE	PAROLE
1 Adjudication	12	2
2 to 3 Adjudications	38	6
4 to 5 Adjudications	45	7
6 to 7 Adjudications	45	6
8 or More Adjudications	89	29
TOTAL	229	50

AGENCY PRIOR COMMITMENT OFFENSES

The most serious offense committed by the youth prior to commitment to AZDJC as of the last day of the month.

CATEGORY	SECURE CARE	PAROLE
Property Offenses	56	12
Crimes Against Persons	62	16
Drug Offenses	22	5
Weapon Offenses	21	3
Public Order Offenses	26	5
Non-Delinquent Offenses	0	0
Other Offenses	42	9
TOTAL	229	50

CLINICAL SERVICES

During the intake assessment, we identify and prescribe treatment to address criminogenic and non-criminogenic factors. Content represents the minimum treatment duration and number of youth prescribe treatment as of the last day of the month. Youth may be enrolled in more than one program.

CATEGORY	DURATION	YOUTH
Dialectical Behavior Therapy	6 Months	226
Seven Challenges	6 Months	146
Aggression Replacement Therapy	10 Weeks	198
Stages of Accomplishment ⁽¹⁾	6 Months	17
Sex Trafficking Awareness & Recovery ⁽²⁾	11 Weeks	4

¹ Stages of Accomplishment – Individual formalized treatment.

² Sex Trafficking Awareness & Recovery – Prescribed for female youth only.

EDUCATION SERVICES

Number of youth enrolled in all school programs as of the last day of the month. Youth may be enrolled in more than one program.

CATEGORY	SECURE CARE
Enrolled in School	200
Out to Court / Detention – Not Enrolled in School	29
Enrolled in Career Technical Education	68
Enrolled in IDEA / Section 504 (Special Education)	41
GED Certificates Awarded (FY 20)	37
High School Diplomas Awarded (FY 20)	0

EDUCATION SERVICES WHILE ON PAROLE

Number of youth enrolled in school or work activities while on Parole as of the last day of the month. Youth may be enrolled in more than one program.

CATEGORY	PAROLE
Enrolled in School	36
GED Preparation	9
Post-Secondary School	3
Vocational Training	2
Employment	12

HEALTH SERVICES

Number of health-related services provided to youth throughout the month.

CATEGORY	SECURE CARE
Hospital Admissions	0
Intake Medical / Dental Screenings	25
Medical Provider Visits	79
Dental Provider Visits	68
Nursing Contacts*	1,103
Mental Health (Psychiatric) Provider Visits	86

*Contact includes sick calls, blood work, treatment and screenings.