

EDUCATION PLACEMENT

Enrolled in School	160
Enrolled in Career & Technical Education	69
Enrolled in Special Education	45
GED Certificates Awarded 1 FY18	25
High School Diplomas Awarded 1 FY18	9

EDUCATION PLACEMENT WHILE ON PAROLE

District High School	31
Charter School	12
Online School	6
GED Preparation	2
Post-Secondary School	3
Vocational Training	8
Employment	9

HEALTH SERVICES

Hospital Admissions	0
Intake Medical Screenings	17
Intake Dental Screenings	19
Medical Visits	129
Dental Visits	46
Nursing Sick Call Visits	956
Mental Health Visits	50

TREATMENT PROGRAMS

CORE PROGRAM	MALE	FEMALE	TOTAL
New Freedom	162	11	173

SPECIALTY PROGRAMS – Treatment in addition to Core Program

Sexual Behavior	23	0	23
Mental Health	10	4	14
Substance Treatment	38	7	45
TOTAL	71	11	82

RESTORATIVE JUSTICE

CATEGORY	THIS MONTH	FY18 TOTAL
Victim Restitution Collected	\$564.68	\$2,552.82
Victim Notification of Release	0	15

COMMITMENT OFFENSES

CATEGORY	SECURE CARE	PAROLE *
Property	50	12
Crimes Against Persons	57	9
Drug Offense	23	6
Public Order	9	8
Other	25	10
Weapons	9	1
OFFENSE TOTALS	173	46

LEVEL OF OFFENSE

CATEGORY	SECURE CARE	PAROLE *
Felony 1	0	0
Felony 2	10	3
Felony 3	28	8
Felony 4	20	7
Felony 5	15	3
Felony 6	61	7
Misdemeanor	25	13
Technical Offense	14	5
OFFENSE TOTALS	173	46

REFERRAL COUNT

CATEGORY	SECURE CARE	PAROLE *
1 - 3 Referrals	19	5
4 - 6 Referrals	31	5
7 - 9 Referrals	29	7
10 - 12 Referrals	29	6
13 or More Referrals	65	23
REFERRAL TOTALS	173	46

* Parole data does not include Interstate "In" youth.

RECIDIVISM RATES

Recidivism: Return to custody with the Arizona Department of Juvenile Corrections (ADJC) or the Arizona Department of Corrections (ADC) following the release from a first time ADJC commitment.

LENGTH OF FOLLOW-UP	CRIMINAL OFFENSES	CRIMINAL OFFENSES & TECHNICAL VIOLATIONS OF ADJC PAROLE
12 Months (2015 Releases)	20.3%	35.9%
24 Months (2014 Releases)	34.7%	45.0%
36 Months (2013 Releases)	36.9%	49.4%

ARIZONA DEPARTMENT OF JUVENILE CORRECTIONS

JUST THE FACTS

JANUARY 2018

DOUGLAS A. DUCEY
GOVERNOR

JEFF HOOD
DIRECTOR

For more information please contact:

ARIZONA
DEPARTMENT OF JUVENILE
CORRECTIONS
1624 West Adams Street
Phoenix, Arizona 85007

(602) 364-4051
www.adjc.az.gov

This document provides preliminary, month end data and may be updated as new information becomes available. Please refer to our online reports for the most current statistics.
Thank you.

Revised: January 26, 2018

ADJC CENSUS

CATEGORY	MALE	FEMALE	TOTAL
Secure Care	162	11	173
Community Supervision (Parole)	44	2	46
Community Supervision (Interstate)	60	18	78
Probation (Interstate Out)	40	4	44
TOTAL ADJC POPULATION	306	35	341

SECURE CARE POPULATION DETAIL

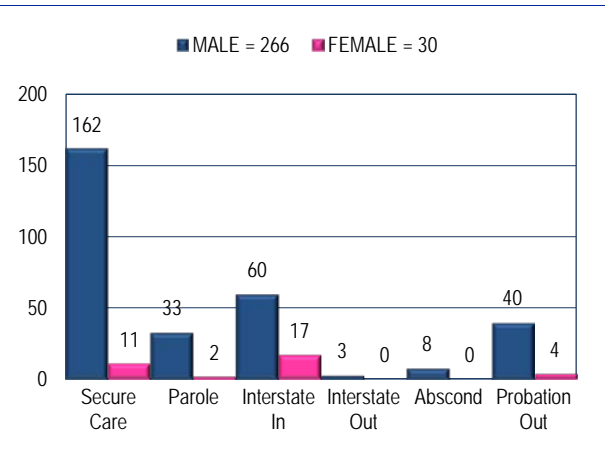
CATEGORY	MALE	FEMALE	TOTAL
Design Capacity	410	40	450
Juvenile Population	162	11	173
BED SURPLUS	248	29	277

MONTHLY ADMISSIONS	MALE	FEMALE	TOTAL
New Commitment	11	0	11
Parole Violator (Revoked)	6	0	6
Re-Commitment	0	0	0
TOTAL ADMISSIONS	17	0	17

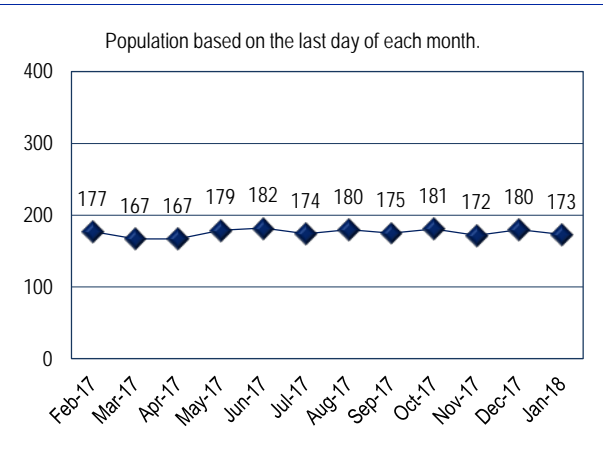
MONTHLY RELEASES	MALE	FEMALE	TOTAL
Release to Community	9	1	10
Aged Out (18)	9	0	9
Transfer to Adult	1	1	2
Ice Discharge	3	0	3
TOTAL RELEASES	22	2	24

MONTHLY GROWTH	MALE	FEMALE	TOTAL
	-5	-2	-7

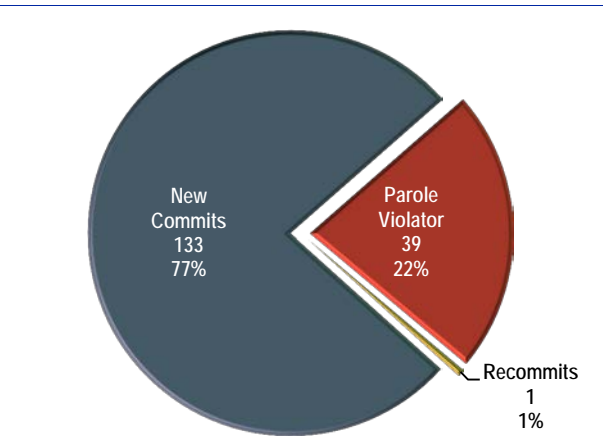
AGENCY POPULATION BREAKDOWN



MONTHLY SECURE CARE POPULATION



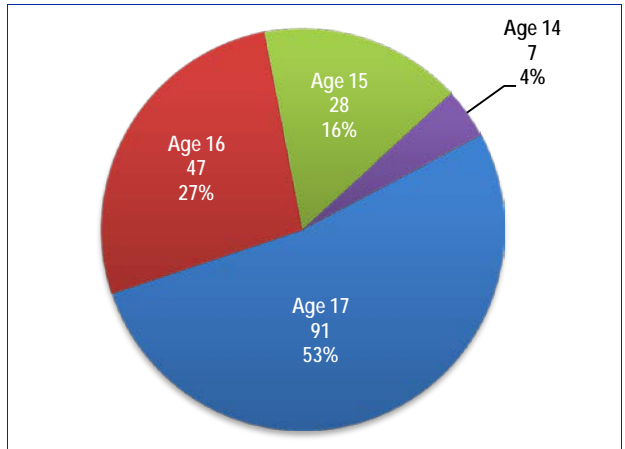
SECURE CARE POPULATION BY STATUS



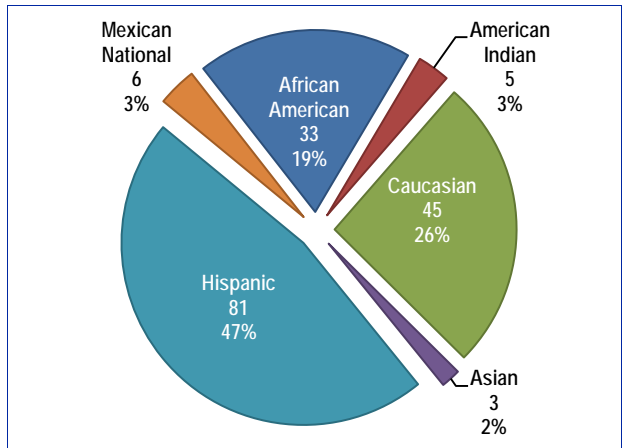
SECURE CARE POPULATION BY COUNTY

COUNTY	MALE	FEMALE	TOTAL	PERCENT
Apache	1	0	1	0.58%
Cochise	15	0	15	8.67%
Coconino	3	1	4	2.31%
Gila	4	1	5	2.89%
Graham	4	0	4	2.31%
Greenlee	1	0	1	0.58%
La Paz	0	0	0	0.00%
Maricopa	94	4	98	56.65%
Mohave	11	3	14	8.09%
Navajo	1	1	2	1.16%
Pima	7	0	7	4.05%
Pinal	5	0	5	2.89%
Santa Cruz	2	0	2	1.16%
Yavapai	7	1	8	4.62%
Yuma	7	0	7	4.05%
TOTAL	162	11	173	100.00%

SECURE CARE AGE DISTRIBUTION



SECURE CARE ETHNIC DISTRIBUTION



SECURE CARE POPULATION BY STATUS

