

## EDUCATION PLACEMENT

Enrolled in School .....	161
Enrolled in Career & Technical Education .....	54
Enrolled in Special Education .....	48
GED Certificates Awarded ..... 1 FY18 .....	1
High School Diplomas Awarded ..... 1 FY18 .....	1

## EDUCATION PLACEMENT WHILE ON PAROLE

District High School .....	17
Charter School .....	8
Online School .....	0
GED Preparation .....	5
Post-Secondary School .....	0
Vocational Training .....	9
Employment .....	8

## HEALTH SERVICES

Hospital Admissions .....	0
Intake Medical Screenings .....	29
Intake Dental Screenings .....	24
Medical Visits .....	104
Dental Visits .....	61
Nursing Sick Call Visits .....	898
Mental Health Visits .....	61

## TREATMENT PROGRAMS

CORE PROGRAM	MALE	FEMALE	TOTAL
New Freedom	178	12	190

### SPECIALTY PROGRAMS – Treatment in addition to Core Program

Sexual Behavior	22	0	22
Mental Health	10	5	15
Substance Treatment	36	7	43
<b>TOTAL</b>	<b>68</b>	<b>12</b>	<b>80</b>

## RESTORATIVE JUSTICE

CATEGORY	THIS MONTH	FY18 TOTAL
Victim Restitution Collected	\$479.02	\$479.02
Victim Notification of Release	3	3

## COMMITMENT OFFENSES

CATEGORY	SECURE CARE	PAROLE *
Property	60	9
Crimes Against Persons	60	6
Drug Offense	18	7
Public Order	9	2
Other	30	4
Weapons	13	2
<b>OFFENSE TOTALS</b>	<b>190</b>	<b>30</b>

## LEVEL OF OFFENSE

CATEGORY	SECURE CARE	PAROLE *
Felony 1	0	0
Felony 2	16	3
Felony 3	26	3
Felony 4	22	5
Felony 5	14	3
Felony 6	63	12
Misdemeanor	26	3
Technical Offense	23	1
<b>OFFENSE TOTALS</b>	<b>190</b>	<b>30</b>

## REFERRAL COUNT

CATEGORY	SECURE CARE	PAROLE *
1 - 3 Referrals	16	3
4 - 6 Referrals	37	5
7 - 9 Referrals	42	4
10 - 12 Referrals	30	4
13 or More Referrals	65	14
<b>REFERRAL TOTALS</b>	<b>190</b>	<b>30</b>

\* Parole data does not include Interstate "In" youth.

## RECIDIVISM RATES

**Recidivism:** Return to custody with the Arizona Department of Juvenile Corrections (ADJC) or the Arizona Department of Corrections (ADC) following the release from a first time ADJC commitment.

LENGTH OF FOLLOW-UP	CRIMINAL OFFENSES	CRIMINAL OFFENSES & TECHNICAL VIOLATIONS OF ADJC PAROLE
12 Months (2016 Releases)	23.4%	34.6%
24 Months (2015 Releases)	29.5%	42.0%
36 Months (2014 Releases)	41.7%	49.8%

# ARIZONA DEPARTMENT OF JUVENILE CORRECTIONS

# JUST THE FACTS

JULY 2018

DOUGLAS A. DUCEY  
GOVERNOR

JEFF HOOD  
DIRECTOR

For more information please contact:

ARIZONA  
DEPARTMENT OF JUVENILE  
CORRECTIONS  
1624 West Adams Street  
Phoenix, Arizona 85007

(602) 364-4051  
www.adjc.az.gov

This document provides preliminary, month end data and may be updated as new information becomes available. Please refer to our online reports for the most current statistics. Thank you.

Revised: August 15, 2018

## ADJC CENSUS

CATEGORY	MALE	FEMALE	TOTAL
Secure Care	178	12	190
Community Supervision (Parole)	27	4	31
Community Supervision (Interstate)	63	17	80
Probation (Interstate Out)	46	8	54
<b>TOTAL ADJC POPULATION</b>	<b>314</b>	<b>41</b>	<b>355</b>

## SECURE CARE POPULATION DETAIL

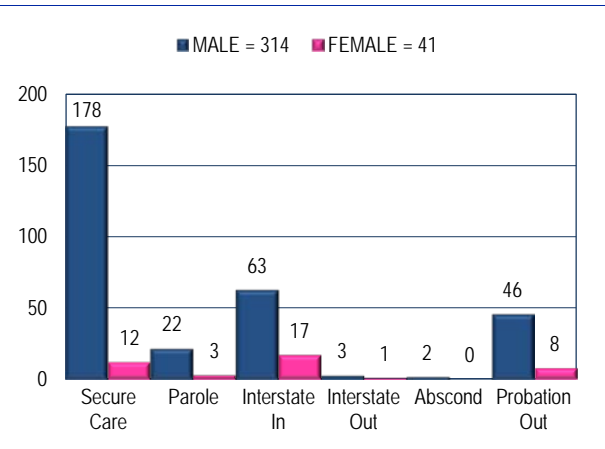
CATEGORY	MALE	FEMALE	TOTAL
Design Capacity	410	40	450
Juvenile Population	178	12	190
<b>BED SURPLUS</b>	<b>232</b>	<b>28</b>	<b>260</b>

MONTHLY ADMISSIONS	MALE	FEMALE	TOTAL
New Commitment	19	3	22
Parole Violator (Revoked)	8	0	8
Re-Commitment	0	0	0
<b>TOTAL ADMISSIONS</b>	<b>27</b>	<b>3</b>	<b>30</b>

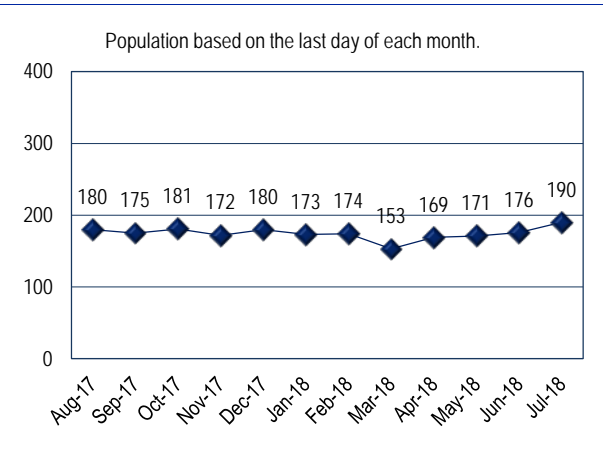
MONTHLY RELEASES	MALE	FEMALE	TOTAL
Release to Community	4	0	4
Aged Out (18)	11	0	11
Transfer to Adult	1	0	1
Ice Discharge	0	0	0
<b>TOTAL RELEASES</b>	<b>16</b>	<b>0</b>	<b>16</b>

MONTHLY GROWTH	MALE	FEMALE	TOTAL
	11	3	14

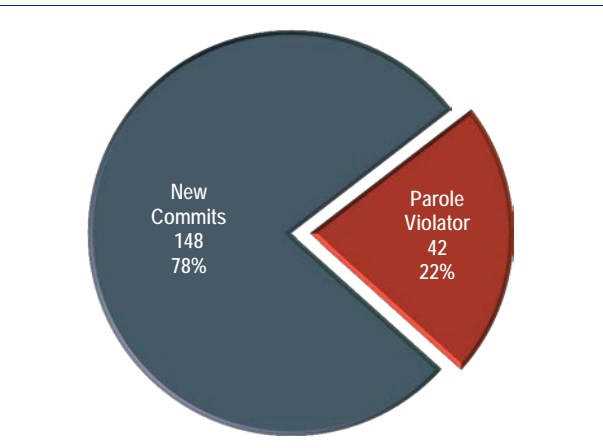
## AGENCY POPULATION BREAKDOWN



## MONTHLY SECURE CARE POPULATION



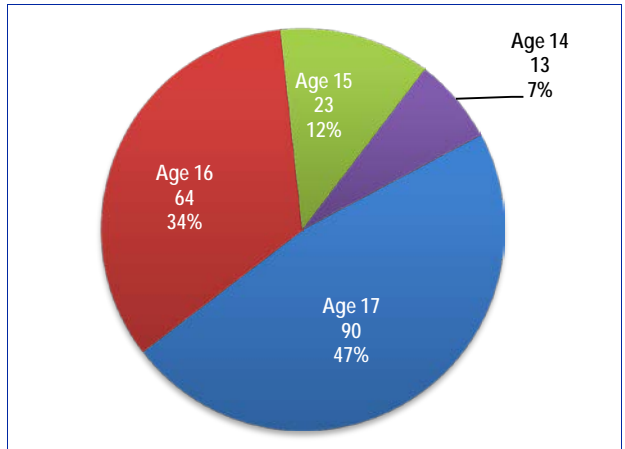
## SECURE CARE POPULATION BY STATUS



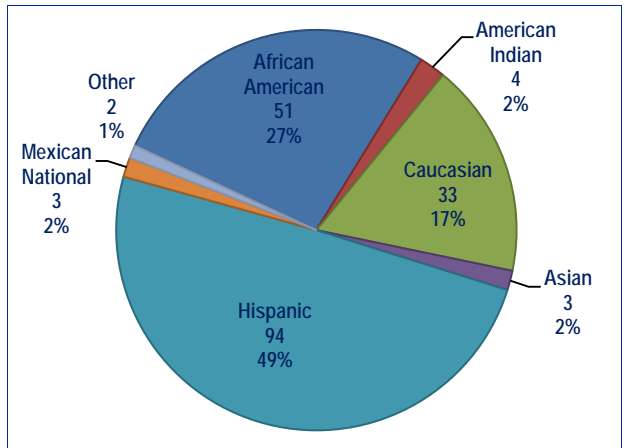
## SECURE CARE POPULATION BY COUNTY

COUNTY	MALE	FEMALE	TOTAL	PERCENT
Apache	0	0	0	0.00%
Cochise	6	0	6	3.16%
Coconino	4	0	4	2.11%
Gila	3	1	4	2.11%
Graham	2	0	2	1.05%
Greenlee	2	1	3	1.58%
La Paz	0	0	0	0.00%
Maricopa	118	7	125	65.79%
Mohave	11	2	13	6.84%
Navajo	0	0	0	0.00%
Pima	10	0	10	5.26%
Pinal	3	0	3	1.58%
Santa Cruz	0	1	1	0.53%
Yavapai	3	0	3	1.58%
Yuma	16	0	16	8.42%
<b>TOTAL</b>	<b>178</b>	<b>12</b>	<b>190</b>	<b>100.00%</b>

## SECURE CARE AGE DISTRIBUTION



## SECURE CARE ETHNIC DISTRIBUTION



## TIME SERVED IN SECURE CARE

