

EDUCATION PLACEMENT

Enrolled in School	159
Enrolled in Career & Technical Education	48
Enrolled in Special Education	44
GED Certificates Awarded 2 FY18	3
High School Diplomas Awarded 1 FY18	2

EDUCATION PLACEMENT WHILE ON PAROLE

District High School	17
Charter School	6
Online School	0
GED Preparation	3
Post-Secondary School	0
Vocational Training	8
Employment	4

HEALTH SERVICES

Hospital Admissions	1
Intake Medical Screenings	25
Intake Dental Screenings	24
Medical Visits	128
Dental Visits	83
Nursing Sick Call Visits	943
Mental Health Visits	89

TREATMENT PROGRAMS

CORE PROGRAM	MALE	FEMALE	TOTAL
New Freedom	170	13	183

SPECIALTY PROGRAMS – Treatment in addition to Core Program

Sexual Behavior	22	0	22
Mental Health	10	7	17
Substance Treatment	37	6	43
TOTAL	69	13	82

RESTORATIVE JUSTICE

CATEGORY	THIS MONTH	FY18 TOTAL
Victim Restitution Collected	\$462.20	\$941.22
Victim Notification of Release	4	7

COMMITMENT OFFENSES

CATEGORY	SECURE CARE	PAROLE *
Property	59	15
Crimes Against Persons	64	11
Drug Offense	18	4
Public Order	7	2
Other	24	5
Weapons	11	1
OFFENSE TOTALS	183	38

LEVEL OF OFFENSE

CATEGORY	SECURE CARE	PAROLE *
Felony 1	0	0
Felony 2	16	1
Felony 3	29	5
Felony 4	19	5
Felony 5	13	5
Felony 6	70	11
Misdemeanor	18	9
Technical Offense	18	2
OFFENSE TOTALS	183	38

REFERRAL COUNT

CATEGORY	SECURE CARE	PAROLE *
1 - 3 Referrals	20	0
4 - 6 Referrals	33	8
7 - 9 Referrals	39	7
10 - 12 Referrals	28	6
13 or More Referrals	63	17
REFERRAL TOTALS	183	38

* Parole data does not include Interstate "In" youth.

RECIDIVISM RATES

Recidivism: Return to custody with the Arizona Department of Juvenile Corrections (ADJC) or the Arizona Department of Corrections (ADC) following the release from a first time ADJC commitment.

LENGTH OF FOLLOW-UP	CRIMINAL OFFENSES	CRIMINAL OFFENSES & TECHNICAL VIOLATIONS OF ADJC PAROLE
12 Months (2016 Releases)	23.4%	34.6%
24 Months (2015 Releases)	29.5%	42.0%
36 Months (2014 Releases)	41.7%	49.8%

ARIZONA DEPARTMENT OF JUVENILE CORRECTIONS

JUST THE FACTS

AUGUST 2018

DOUGLAS A. DUCEY
GOVERNOR

JEFF HOOD
DIRECTOR

For more information please contact:

ARIZONA DEPARTMENT OF JUVENILE CORRECTIONS
1624 West Adams Street
Phoenix, Arizona 85007

(602) 364-4051
www.adjc.az.gov

This document provides preliminary, month end data and may be updated as new information becomes available. Please refer to our online reports for the most current statistics. Thank you.

Revised: September 5, 2018

ADJC CENSUS

CATEGORY	MALE	FEMALE	TOTAL
Secure Care	170	13	183
Community Supervision (Parole)	35	3	38
Community Supervision (Interstate)	69	17	86
Probation (Interstate Out)	38	10	48
TOTAL ADJC POPULATION	312	43	355

SECURE CARE POPULATION DETAIL

CATEGORY	MALE	FEMALE	TOTAL
Design Capacity	410	40	450
Juvenile Population	170	13	183
BED SURPLUS	240	27	267

MONTHLY ADMISSIONS	MALE	FEMALE	TOTAL
New Commitment	18	4	22
Parole Violator (Revoked)	4	0	4
Re-Commitment	1	0	1
TOTAL ADMISSIONS	23	4	27

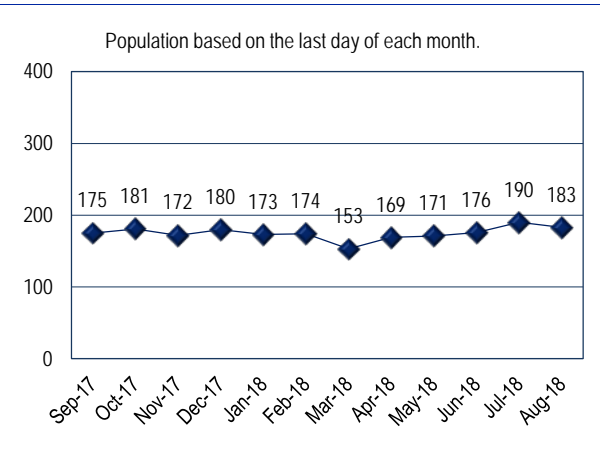
MONTHLY RELEASES	MALE	FEMALE	TOTAL
Release to Community	18	1	19
Aged Out (18)	11	2	13
Transfer to Adult	2	0	2
Ice Discharge	0	0	0
TOTAL RELEASES	31	3	34

MONTHLY GROWTH	MALE	FEMALE	TOTAL
	-8	1	-7

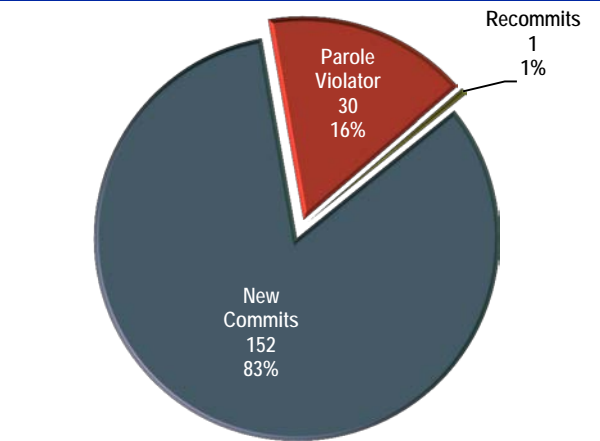
SECURE CARE POPULATION BY COUNTY

COUNTY	MALE	FEMALE	TOTAL	PERCENT
Apache	0	1	1	.55%
Cochise	8	0	8	4.37%
Coconino	3	0	3	1.64%
Gila	4	1	5	2.73%
Graham	2	0	2	1.09%
Greenlee	2	1	3	1.64%
La Paz	0	0	0	0.00%
Maricopa	107	7	114	62.30%
Mohave	14	2	16	8.74%
Navajo	0	0	0	0.00%
Pima	11	0	11	6.01%
Pinal	3	0	3	1.64%
Santa Cruz	1	1	2	1.09%
Yavapai	3	0	3	1.64%
Yuma	12	0	12	6.56%
TOTAL	170	13	183	100.00%

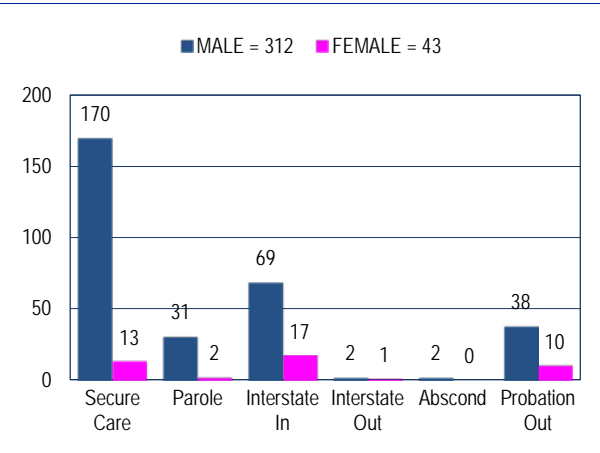
MONTHLY SECURE CARE POPULATION



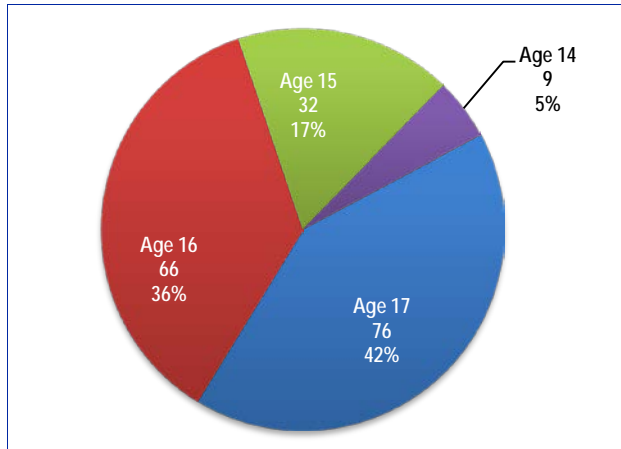
SECURE CARE POPULATION BY STATUS



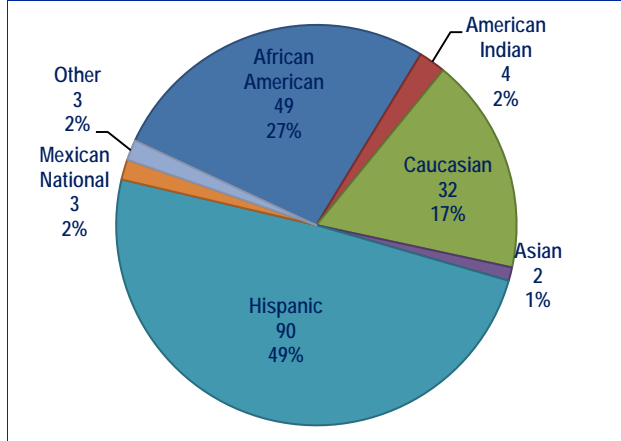
AGENCY POPULATION BREAKDOWN



SECURE CARE AGE DISTRIBUTION



SECURE CARE ETHNIC DISTRIBUTION



TIME SERVED IN SECURE CARE

