

EDUCATION PLACEMENT

Enrolled in School	155
Enrolled in Career & Technical Education	97
Enrolled in Special Education	43
GED Certificates Awarded 3 FY19	10
High School Diplomas Awarded 2 FY19	5

EDUCATION PLACEMENT WHILE ON PAROLE

District High School	25
Charter School	3
Online School	1
GED Preparation	2
Post-Secondary School	1
Vocational Training	6
Employment	8

HEALTH SERVICES

Hospital Admissions	1
Intake Medical Screenings	20
Intake Dental Screenings	17
Medical Visits	98
Dental Visits	69
Nursing Sick Call Visits	855
Mental Health Visits	64

TREATMENT PROGRAMS

CORE PROGRAM	MALE	FEMALE	TOTAL
New Freedom	173	11	184

SPECIALTY PROGRAMS – Treatment in addition to Core Program

Sexual Behavior	20	0	20
Mental Health	9	7	16
Substance Treatment	34	4	38
TOTAL	63	11	74

RESTORATIVE JUSTICE

CATEGORY	THIS MONTH	FY18 TOTAL
Victim Restitution Collected	\$301.26	\$1,784.20
Victim Notification of Release	6	13

COMMITMENT OFFENSES

CATEGORY	SECURE CARE	PAROLE *
Property	65	16
Crimes Against Persons	64	10
Drug Offense	12	6
Public Order	12	0
Other	20	6
Weapons	11	1
OFFENSE TOTALS	184	39

LEVEL OF OFFENSE

CATEGORY	SECURE CARE	PAROLE *
Felony 1	0	0
Felony 2	12	4
Felony 3	29	5
Felony 4	19	5
Felony 5	11	4
Felony 6	77	11
Misdemeanor	21	7
Technical Offense	15	3
OFFENSE TOTALS	184	39

REFERRAL COUNT

CATEGORY	SECURE CARE	PAROLE *
1 - 3 Referrals	18	3
4 - 6 Referrals	30	8
7 - 9 Referrals	33	10
10 - 12 Referrals	31	4
13 or More Referrals	72	14
REFERRAL TOTALS	184	39

* Parole data does not include Interstate "In" youth.

RECIDIVISM RATES

Recidivism: Return to custody with the Arizona Department of Juvenile Corrections (ADJC) or the Arizona Department of Corrections (ADC) following the release from a first time ADJC commitment.

LENGTH OF FOLLOW-UP	CRIMINAL OFFENSES	CRIMINAL OFFENSES & TECHNICAL VIOLATIONS OF ADJC PAROLE
12 Months (2016 Releases)	23.4%	34.6%
24 Months (2015 Releases)	29.5%	42.0%
36 Months (2014 Releases)	41.7%	49.8%

ARIZONA DEPARTMENT OF JUVENILE CORRECTIONS

JUST THE FACTS

OCTOBER 2018

DOUGLAS A. DUCEY
GOVERNOR

JEFF HOOD
DIRECTOR

For more information please contact:

ARIZONA DEPARTMENT OF
JUVENILE CORRECTIONS
1624 West Adams Street
Phoenix, Arizona 85007

(602) 364-4051
www.adjc.az.gov

This document provides preliminary, month end data and may be updated as new information becomes available. Please refer to our online reports for the most current statistics. Thank you.

Revised: November 13, 2018

ADJC CENSUS

CATEGORY	MALE	FEMALE	TOTAL
Secure Care	173	11	184
Community Supervision (Parole)	36	3	39
Community Supervision (Interstate)	65	18	83
Probation (Interstate Out)	49	5	54
TOTAL ADJC POPULATION	323	37	360

SECURE CARE POPULATION DETAIL

CATEGORY	MALE	FEMALE	TOTAL
Design Capacity	410	40	450
Juvenile Population	173	11	184
BED SURPLUS	237	29	266

MONTHLY ADMISSIONS	MALE	FEMALE	TOTAL
New Commitment	19	1	20
Parole Violator (Revoked)	5	0	5
Re-Commitment	0	0	0

TOTAL ADMISSIONS	MALE	FEMALE	TOTAL
	24	1	25

MONTHLY RELEASES	MALE	FEMALE	TOTAL
Release to Community	15	0	15
Aged Out (18)	6	2	8
Transfer to Adult	2	0	2
Ice Discharge	1	0	1

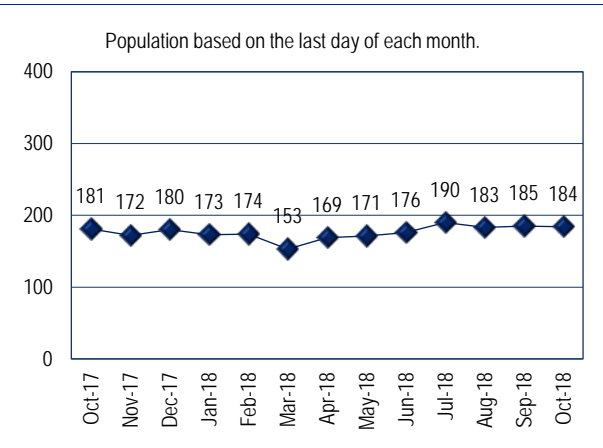
TOTAL RELEASES	MALE	FEMALE	TOTAL
	24	2	26

MONTHLY GROWTH	MALE	FEMALE	TOTAL
	0	-1	-1

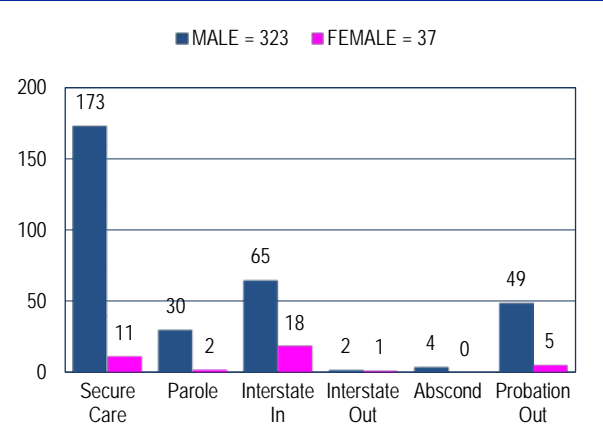
SECURE CARE POPULATION BY COUNTY

COUNTY	MALE	FEMALE	TOTAL	PERCENT
Apache	1	0	1	0.54%
Cochise	7	0	7	3.80%
Coconino	3	0	3	1.63%
Gila	3	1	4	2.17%
Graham	2	0	2	1.09%
Greenlee	2	1	3	1.63%
La Paz	0	0	0	0.00%
Maricopa	108	7	115	62.50%
Mohave	14	2	16	8.71%
Navajo	0	0	0	0.00%
Pima	10	0	10	5.43%
Pinal	2	0	2	1.09%
Santa Cruz	3	0	3	1.63%
Yavapai	6	0	6	3.26%
Yuma	12	0	12	6.52%
TOTAL	173	11	184	100.00%

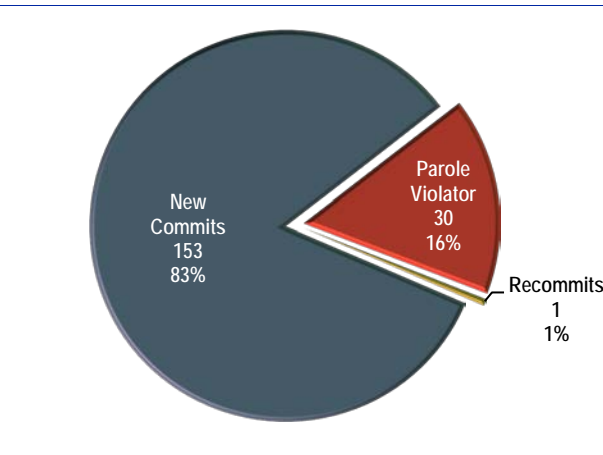
MONTHLY SECURE CARE POPULATION



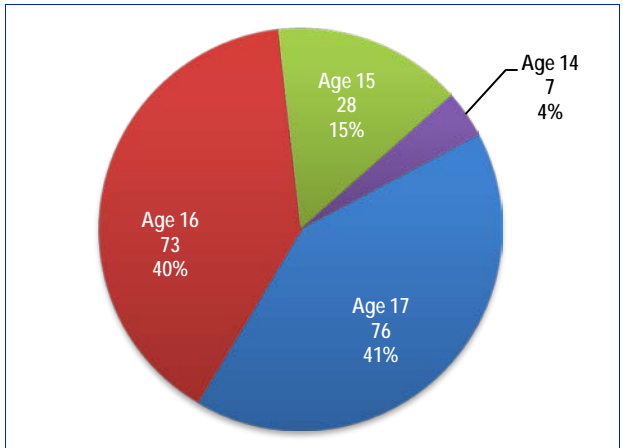
SECURE CARE POPULATION BY STATUS



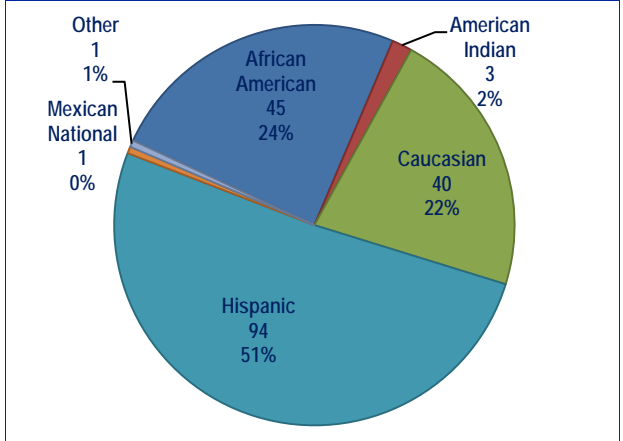
AGENCY POPULATION BREAKDOWN



SECURE CARE AGE DISTRIBUTION



SECURE CARE ETHNIC DISTRIBUTION



TIME SERVED IN SECURE CARE

