

EDUCATION PLACEMENT

Enrolled in School	173
Enrolled in Career & Technical Education	61
Enrolled in Special Education	48
GED Certificates Awarded 3 FY 19	13
High School Diplomas Awarded 1 FY 19	6

EDUCATION PLACEMENT WHILE ON PAROLE

District High School	22
Charter School	3
Online School	1
GED Preparation	1
Post-Secondary School	0
Vocational Training	4
Employment	2

HEALTH SERVICES

Hospital Admissions	0
Intake Medical Screenings	20
Intake Dental Screenings	16
Medical Visits	100
Dental Visits	59
Nursing Sick Call Visits	626
Mental Health Visits	75

TREATMENT PROGRAMS

CORE PROGRAM	MALE	FEMALE	TOTAL
New Freedom	183	12	195

SPECIALTY PROGRAMS – Treatment in addition to Core Program

Sexual Behavior	27	0	27
Mental Health	7	6	13
Substance Treatment	38	6	44
TOTAL	72	12	84

RESTORATIVE JUSTICE

CATEGORY	THIS MONTH	FY 19 TOTAL
Victim Restitution Collected	\$481.50	\$2,676.46
Victim Notification of Release	1	18

COMMITMENT OFFENSES

CATEGORY	SECURE CARE	PAROLE *
Property	62	15
Crimes Against Persons	75	10
Drug Offense	15	5
Public Order	14	0
Other	21	5
Weapons	8	1
OFFENSE TOTALS	195	36

LEVEL OF OFFENSE

CATEGORY	SECURE CARE	PAROLE *
Felony 1	0	0
Felony 2	13	3
Felony 3	32	4
Felony 4	24	4
Felony 5	9	3
Felony 6	77	11
Misdemeanor	26	7
Technical Offense	14	4
OFFENSE TOTALS	195	36

REFERRAL COUNT

CATEGORY	SECURE CARE	PAROLE *
1 - 3 Referrals	17	5
4 - 6 Referrals	38	8
7 - 9 Referrals	31	5
10 - 12 Referrals	31	6
13 or More Referrals	78	12
REFERRAL TOTALS	195	36

* Parole data does not include interstate "in" youth.

RECIDIVISM RATES

Recidivism: Return to custody with the Arizona Department of Juvenile Corrections (ADJC) or the Arizona Department of Corrections (ADC) following the release from a first time ADJC commitment.

LENGTH OF FOLLOW-UP	CRIMINAL OFFENSES	CRIMINAL OFFENSES & TECHNICAL VIOLATIONS OF ADJC PAROLE
12 Months (2016 Releases)	23.4%	34.6%
24 Months (2015 Releases)	29.5%	42.0%
36 Months (2014 Releases)	41.7%	49.8%

ARIZONA DEPARTMENT OF JUVENILE CORRECTIONS

JUST THE FACTS

DECEMBER 2018

DOUGLAS A. DUCEY
GOVERNOR

JEFF HOOD
DIRECTOR

For more information, please contact:

ARIZONA DEPARTMENT OF
JUVENILE CORRECTIONS
1624 West Adams Street
Phoenix, Arizona 85007

(602) 364-4051
www.adjc.az.gov

This document provides preliminary, month end data and may be updated as new information becomes available. Please refer to our online reports for the most current statistics. Thank you.

Revised: January 8, 2019

ADJC CENSUS

CATEGORY	MALE	FEMALE	TOTAL
Secure Care	183	12	195
Community Supervision (Parole)	34	2	36
Community Supervision (Interstate)	65	21	86
Probation (Interstate Out)	45	7	52
TOTAL ADJC POPULATION	327	42	369

SECURE CARE POPULATION DETAIL

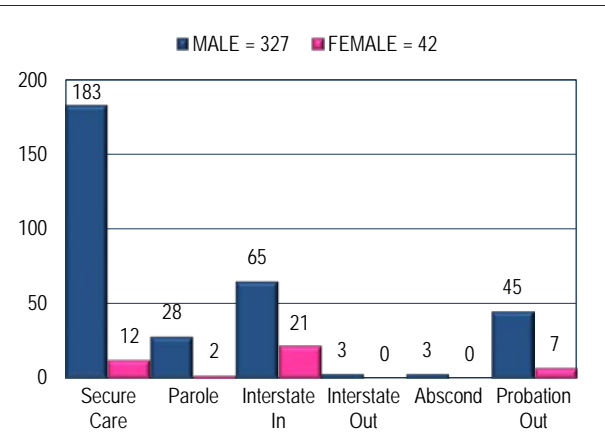
CATEGORY	MALE	FEMALE	TOTAL
Design Capacity	410	40	450
Juvenile Population	183	12	195
BED SURPLUS	227	28	255

MONTHLY ADMISSIONS	MALE	FEMALE	TOTAL
New Commitment	11	0	11
Parole Violator (Revoked)	7	1	8
Re-Commitment	0	0	0
TOTAL ADMISSIONS	18	1	19

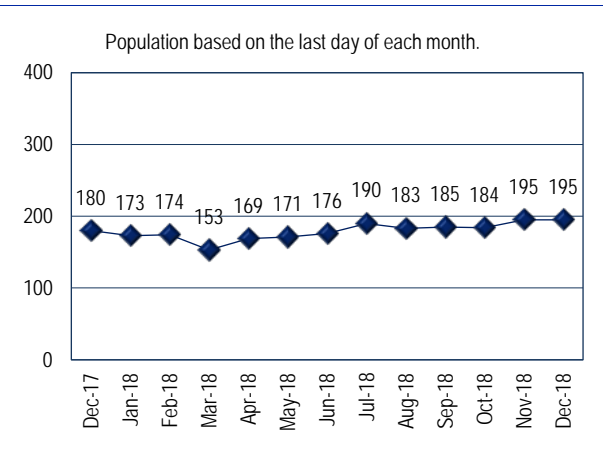
MONTHLY RELEASES	MALE	FEMALE	TOTAL
Release to Community	9	0	9
Aged Out (18)	8	0	8
Transfer to Adult	2	0	2
Ice Discharge	0	0	0
TOTAL RELEASES	19	0	19

MONTHLY GROWTH	MALE	FEMALE	TOTAL
	-1	1	0

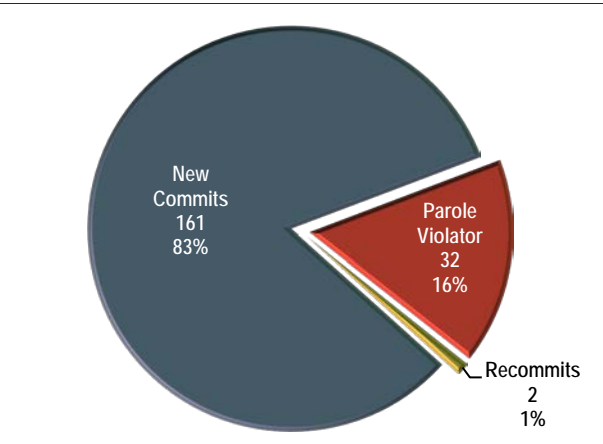
AGENCY POPULATION BREAKDOWN



SECURE CARE POPULATION



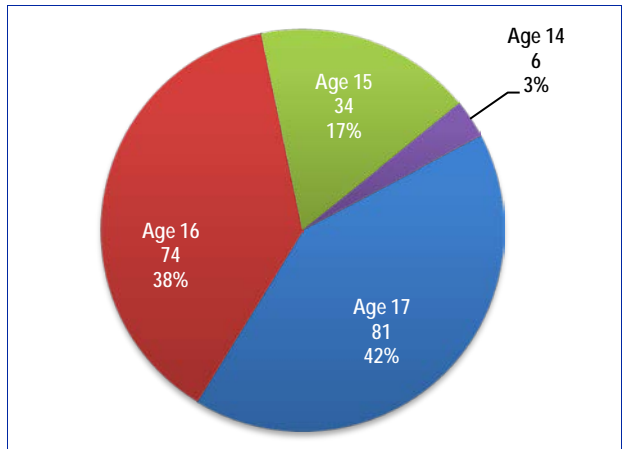
SECURE CARE POPULATION BY STATUS



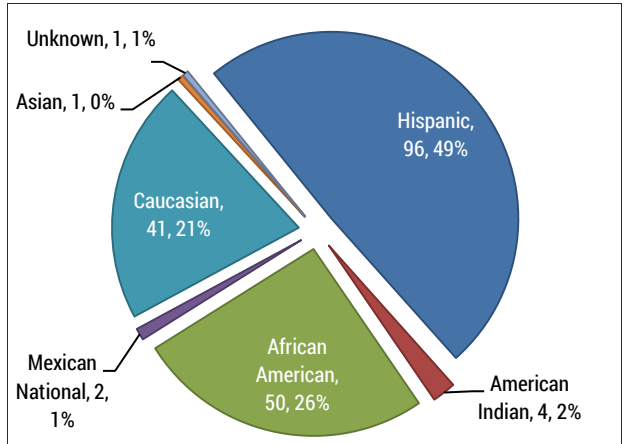
SECURE CARE POPULATION BY COUNTY

COUNTY	MALE	FEMALE	TOTAL	PERCENT
Apache	1	1	2	1.03%
Cochise	8	0	8	4.10%
Coconino	2	0	2	1.03%
Gila	4	1	5	2.56%
Graham	5	0	5	2.56%
Greenlee	2	1	3	1.54%
La Paz	0	0	0	0.00%
Maricopa	115	7	122	62.56%
Mohave	10	2	12	6.15%
Navajo	0	0	0	0.00%
Pima	9	0	9	4.62%
Pinal	5	0	5	2.56%
Santa Cruz	3	0	3	1.54%
Yavapai	5	0	5	2.56%
Yuma	14	0	14	7.18%
TOTAL	183	12	195	100.00%

SECURE CARE AGE DISTRIBUTION



SECURE CARE ETHNIC DISTRIBUTION



SECURE CARE POPULATION BY STATUS

