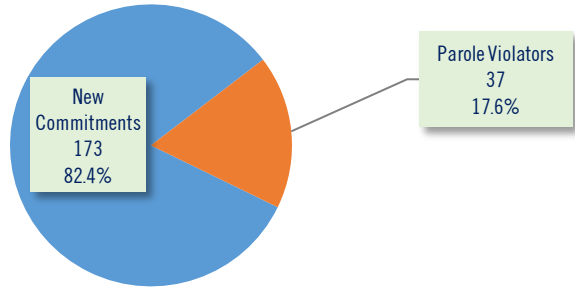


SECURE CARE COMMITMENT STATUS

Population by commitment status as of the last day of the month.



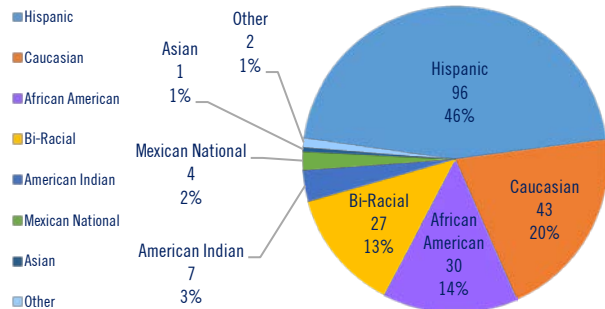
SECURE CARE COMMITTING COUNTY

Population as of the last day of the month.

COUNTY	MALE	FEMALE	TOTAL	PERCENT
Apache	0	0	0	0.0%
Cochise	6	1	7	3.3%
Coconino	0	0	0	0.0%
Gila	5	0	5	2.4%
Graham	6	0	6	2.9%
Greenlee	2	0	2	1.0%
La Paz	0	0	0	0.0%
Maricopa	112	9	121	57.6%
Mohave	14	0	14	6.7%
Navajo	1	0	1	0.5%
Pima	17	0	17	8.1%
Pinal	5	0	5	2.4%
Santa Cruz	2	1	3	1.4%
Yavapai	7	0	7	3.3%
Yuma	17	5	22	10.5%
TOTAL	194	16	210	100%

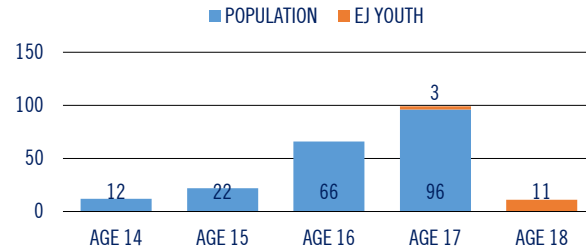
SECURE CARE ETHNIC DISTRIBUTION

Population as of the last day of the month.



SECURE CARE AGE DISTRIBUTION

ARS. 8-202 requires juvenile courts to retain jurisdiction over a juvenile who is at least 17 years old and who has been adjudicated delinquent, until the person reaches 19 years old. This requires the court to order continued services until the juvenile reaches 19 years old or services are terminated by the court. Content represents population as of the last day of the month, highlighting our Extended Jurisdiction (EJ) youth.



LENGTH OF STAY

Since July 1, 2019 (FY 2020), AZDJC released 267 youth from its population, who served an average of 9.1 months.

CATEGORY	6 MONTHS OR LESS	6 TO 12 MONTHS	12 MONTHS OR GREATER
Released to Parole	11	86	37
Aged Out (18-19)	33	53	29
Transfer to Adult	6	7	5
ICE Discharge	0	0	0
Recalled by Court	0	0	0
TOTAL	50	146	71

RECIDIVISM RATES

Represents youth identified by the year they were released, who returned to custody with AZDJC or ADC following their release from Secure Care.

LENGTH OF FOLLOW-UP	NEW OFFENSES & TECHNICAL VIOLATIONS	NEW OFFENSES	SEXUAL OFFENSES
2017 Releases (12 Months)	34.6%	23.4%	0.0%
2016 Releases (24 Months)	42.0%	29.5%	1.9%
2015 Releases (36 Months)	49.8%	41.7%	0.0%

RESTORATIVE JUSTICE

Represents services provided to victims and restitution collected from youth. As of July 1, 2019, 60 (28.6%) victims are registered.

CATEGORY	THIS MONTH	FY 20 (YTD)
Victims Registered	0	60
Victim Notifications	38	437
Victim Notification of Release	5	28
Victim Services Provided	231	2,067
Victim Restitution Collected	\$23.80	\$4,959.82

ARIZONA DEPARTMENT OF JUVENILE CORRECTIONS

JUST THE FACTS

Our Vision is to be a nationally recognized leader that advances public safety through the rehabilitation of seriously delinquent youth.

MAY 2020

DOUGLAS A. DUCEY
GOVERNOR

JEFF HOOD
DIRECTOR

ARIZONA DEPARTMENT
OF JUVENILE CORRECTIONS
1624 West Adams Street
Phoenix, Arizona 85007
www.azdjic.gov

This publication provides preliminary data. Please refer to our online reports for the most current statistics. Thank you.

Published July 6, 2020

AGENCY CENSUS

Population as of the last day of the month.

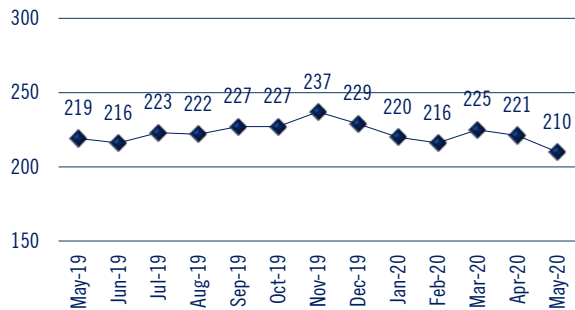
CATEGORY	MALE	FEMALE	TOTAL
Secure Care	194	16	210
Parole – Community Supervision	64	9	73
Parole – Interstate In	64	10	74
Parole – Interstate Out	0	0	0
Parole – Abscond/Warrant Status	5	1	6
Probation – Interstate Out	36	13	49
TOTAL	363	49	412

AZDJC currently supervises 16 extended jurisdiction youth. Fourteen youth are in Secure Care (11 male / 3 female), and two male youth are on Parole.

Dually involved (Department of Child Safety) youth represent 45 (15.6%) of our Secure Care and Parole (Community Supervision, Interstate Out and Abscond) populations.

SECURE CARE POPULATION TREND

Content represents a thirteen-month population trend as of the last day of the month. Data reflects a 4.1% decrease since May 31, 2019.



SECURE CARE POPULATION DETAIL

Population admissions and releases during the month.

POPULATION AS OF APRIL 30, 2020			
			221
ADMISSIONS	MALE	FEMALE	TOTAL
New Commitment	17	2	19
Parole Violator	4	1	5
Re-Commitment	0	0	0
TOTAL	21	3	24
RELEASES	MALE	FEMALE	TOTAL
Released to Parole	20	3	23
Aged Out (18-19)	8	2	10
Convicted as an Adult	1	0	1
ICE Discharge	1	0	1
TOTAL	30	5	35
POPULATION AS OF MAY 31, 2020			
			210

AGENCY RISK LEVELS

Population risk to recidivate based upon the Arizona Juvenile Assessment System (AZYAS) Assessment Tool as of the last day of the month.

CATEGORY	SECURE CARE ⁽¹⁾	PAROLE ⁽²⁾
Low Risk	32 15.4%	8 11.0%
Medium Risk	85 40.9%	37 50.7%
High Risk	91 43.8%	28 38.4%
TOTAL	208 100%	73 100%

¹ At the time this document was published, 2 youth had not been assessed.

² Parole includes Community Supervision, Interstate Out and Abscond

AGENCY PRIOR REFERRALS

The number of times a youth was involved in the juvenile justice system prior to commitment to AZDJC as of the last day of the month.

CATEGORY	SECURE CARE	PAROLE
1 to 3 Referrals	24	6
4 to 6 Referrals	37	17
7 to 9 Referrals	39	16
10 to 12 Referrals	41	10
13 or More Referrals	69	24
TOTAL	210	73

AGENCY PRIOR ADJUDICATIONS

The number of times a youth was adjudicated delinquent prior to commitment to AZDJC as of the last day of the month.

CATEGORY	SECURE CARE	PAROLE
1 Adjudication	11	5
2 to 3 Adjudications	44	5
4 to 5 Adjudications	47	18
6 to 7 Adjudications	35	10
8 or More Adjudications	73	35
TOTAL	210	73

AGENCY PRIOR COMMITMENT OFFENSES

The most serious offense committed by the youth prior to commitment to AZDJC as of the last day of the month.

CATEGORY	SECURE CARE	PAROLE
Crimes Against Persons	63	14
Property Offenses	55	22
Other Offenses	28	7
Public Order Offenses	25	10
Drug Offenses	20	5
Weapon Offenses	19	15
Non-Delinquent Offenses	0	0
TOTAL	210	73

CLINICAL SERVICES

During the intake assessment, we identify and prescribe treatment to address criminogenic and non-criminogenic factors. Content represents the minimum treatment duration and number of youth prescribe treatment as of the last day of the month. Youth may be enrolled in more than one program.

CATEGORY	DURATION	YOUTH
Dialectical Behavior Therapy	6 Months	210
Seven Challenges	6 Months	135
Aggression Replacement Therapy	10 Weeks	164
Stages of Accomplishment ⁽¹⁾	6 Months	15
Sex Trafficking Awareness & Recovery ⁽²⁾	11 Weeks	3

¹ Stages of Accomplishment – Individual formalized treatment.

² Sex Trafficking Awareness & Recovery – Prescribed for female youth only.

EDUCATION SERVICES

Number of youth enrolled in all school programs as of the last day of the month. Youth may be enrolled in more than one program.

CATEGORY	SECURE CARE
Enrolled in School	187
Out to Court / Detention – Not Enrolled in School	23
Enrolled in Career Technical Education	45
Enrolled in IDEA / Section 504 (Special Education)	58
GED Certificates Awarded (FY 20)	51
High School Diplomas Awarded (FY 20)	3

EDUCATION SERVICES WHILE ON PAROLE

Number of youth enrolled in school or work activities while on Parole as of the last day of the month. Youth may be enrolled in more than one program.

CATEGORY	PAROLE
Enrolled in School	23
GED Preparation	1
Post-Secondary School	0
Vocational Training	3
Employment	10

HEALTH SERVICES

Number of health-related services provided to youth throughout the month.

CATEGORY	SECURE CARE
Hospital Admissions	0
Intake Medical / Dental Screenings	25
Medical Provider Visits	98
Dental Provider Visits	22
Nursing Contacts*	1,275
Mental Health (Psychiatric) Provider Visits	64

*Contact includes sick calls, blood work, treatment and screenings.