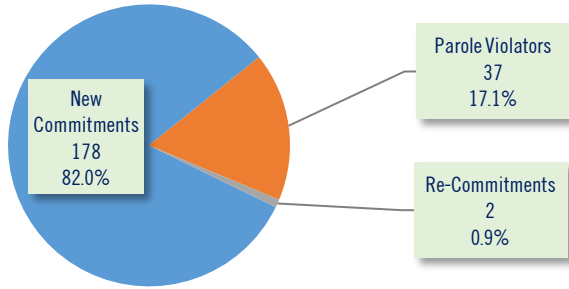


## SECURE CARE COMMITMENT STATUS

Population by commitment status as of the last day of the month.



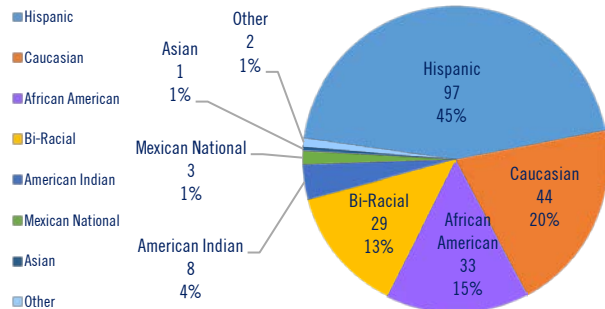
## SECURE CARE COMMITTING COUNTY

Population as of the last day of the month.

COUNTY	MALE	FEMALE	TOTAL	PERCENT
Apache	0	1	1	0.5%
Cochise	5	1	6	2.8%
Coconino	0	0	0	0.0%
Gila	5	0	5	2.3%
Graham	6	0	6	2.8%
Greenlee	2	0	2	0.9%
La Paz	0	0	0	0.0%
Maricopa	120	8	128	59.0%
Mohave	16	0	16	7.4%
Navajo	1	0	1	0.5%
Pima	16	0	16	7.4%
Pinal	5	0	5	2.3%
Santa Cruz	1	1	2	0.9%
Yavapai	7	0	7	3.2%
Yuma	17	5	22	10.1%
<b>TOTAL</b>	<b>201</b>	<b>16</b>	<b>217</b>	<b>100%</b>

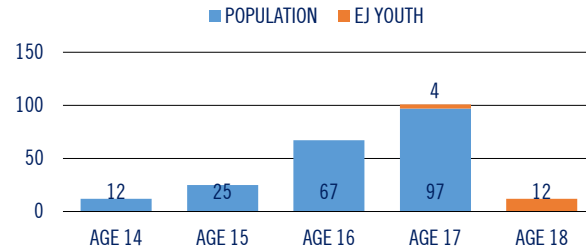
## SECURE CARE ETHNIC DISTRIBUTION

Population as of the last day of the month.



## SECURE CARE AGE DISTRIBUTION

ARS. 8-202 requires juvenile courts to retain jurisdiction over a juvenile who is at least 17 years old and who has been adjudicated delinquent, until the person reaches 19 years old. This requires the court to order continued services until the juvenile reaches 19 years old or services are terminated by the court. Content represents population as of the last day of the month, highlighting our Extended Jurisdiction (EJ) youth.



## LENGTH OF STAY

Since July 1, 2019 (FY 2020), AZDJC released 286 youth from its population, who served an average of 9.1 months.

CATEGORY	6 MONTHS OR LESS	6 TO 12 MONTHS	12 MONTHS OR GREATER
Released to Parole	12	91	38
Aged Out (18-19)	36	60	30
Transfer to Adult	6	8	5
ICE Discharge	0	0	0
Recalled by Court	0	0	0
<b>TOTAL</b>	<b>54</b>	<b>159</b>	<b>73</b>

## RECIDIVISM RATES

Represents youth identified by the year they were released, who returned to custody with AZDJC or ADC following their release from Secure Care.

LENGTH OF FOLLOW-UP	NEW OFFENSES & TECHNICAL VIOLATIONS	NEW OFFENSES	SEXUAL OFFENSES
2017 Releases (12 Months)	34.6%	23.4%	0.0%
2016 Releases (24 Months)	42.0%	29.5%	1.9%
2015 Releases (36 Months)	49.8%	41.7%	0.0%

## RESTORATIVE JUSTICE

Represents services provided to victims and restitution collected from youth. As of July 1, 2019, 54 (25%) victims are registered.

CATEGORY	THIS MONTH	FY 20 (YTD)
Victims Registered	0	54
Victim Notifications	23	460
Victim Notification of Release	5	33
Victim Services Provided	99	2,166
Victim Restitution Collected	\$13.60	\$4,973.42

ARIZONA DEPARTMENT OF JUVENILE CORRECTIONS

# JUST THE FACTS

Our Vision is to be a nationally recognized leader that advances public safety through the rehabilitation of seriously delinquent youth.

JUNE 2020

DOUGLAS A. DUCEY  
GOVERNOR

JEFF HOOD  
DIRECTOR

ARIZONA DEPARTMENT  
OF JUVENILE CORRECTIONS  
1624 West Adams Street  
Phoenix, Arizona 85007  
[www.azdjcr.gov](http://www.azdjcr.gov)

This publication provides preliminary data. Please refer to our online reports for the most current statistics. Thank you.

Published July 15, 2020

## AGENCY CENSUS

Population as of the last day of the month.

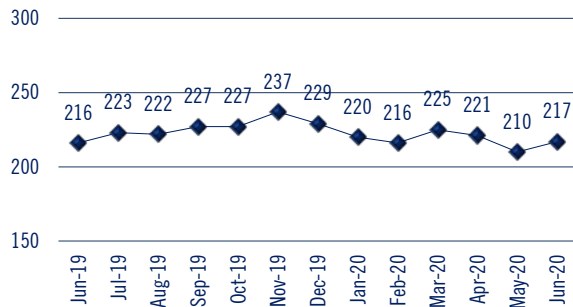
CATEGORY	MALE	FEMALE	TOTAL
Secure Care	201	16	217
Parole – Community Supervision	50	8	58
Parole – Interstate In	62	11	73
Parole – Interstate Out	0	0	0
Parole – Abscond/Warrant Status	8	0	8
Probation – Interstate Out	35	14	49
<b>TOTAL</b>	<b>356</b>	<b>49</b>	<b>405</b>

AZDJC currently supervises 16 extended jurisdiction youth. All 16 youth are in Secure Care (13 male / 3 female). Zero extended jurisdiction youth are on Parole.

Dually involved (Department of Child Safety) youth represent 49 (17.3%) of our Secure Care and Parole (Community Supervision, Interstate Out and Abscond) populations.

## SECURE CARE POPULATION TREND

Content represents a thirteen-month population trend as of the last day of the month. Data reflects a 0.5% increase since June 30, 2019.



## SECURE CARE POPULATION DETAIL

Population admissions and releases during the month.

POPULATION AS OF MAY 31, 2020			
	210		
ADMISSIONS	MALE	FEMALE	TOTAL
New Commitment	20	0	20
Parole Violator	5	0	5
Re-Commitment	1	1	2
<b>TOTAL</b>	<b>26</b>	<b>1</b>	<b>27</b>
RELEASES	MALE	FEMALE	TOTAL
Released to Parole	6	0	6
Aged Out (18-19)	11	0	11
Convicted as an Adult	1	1	2
ICE Discharge	1	0	1
<b>TOTAL</b>	<b>19</b>	<b>1</b>	<b>20</b>
POPULATION AS OF JUNE 30, 2020			
	217		

## AGENCY RISK LEVELS

Population risk to recidivate based upon the Arizona Juvenile Assessment System (AZYAS) Assessment Tool as of the last day of the month.

CATEGORY	SECURE CARE <sup>(1)</sup>		PAROLE <sup>(2)</sup>	
Low Risk	32	15.1%	5	7.6%
Medium Risk	84	39.6%	36	54.5%
High Risk	96	45.3%	25	37.9%
<b>TOTAL</b>	<b>212</b>	<b>100%</b>	<b>66</b>	<b>100%</b>

<sup>1</sup> At the time this document was published, 5 youth had not been assessed.

<sup>2</sup> Parole includes Community Supervision, Interstate Out and Abscond

## AGENCY PRIOR REFERRALS

The number of times a youth was involved in the juvenile justice system prior to commitment to AZDJC as of the last day of the month.

CATEGORY	SECURE CARE	PAROLE
1 to 3 Referrals	24	4
4 to 6 Referrals	33	14
7 to 9 Referrals	48	15
10 to 12 Referrals	44	10
13 or More Referrals	68	23
<b>TOTAL</b>	<b>217</b>	<b>66</b>

## AGENCY PRIOR ADJUDICATIONS

The number of times a youth was adjudicated delinquent prior to commitment to AZDJC as of the last day of the month.

CATEGORY	SECURE CARE	PAROLE
1 Adjudication	12	2
2 to 3 Adjudications	38	8
4 to 5 Adjudications	53	16
6 to 7 Adjudications	37	7
8 or More Adjudications	77	33
<b>TOTAL</b>	<b>217</b>	<b>66</b>

## AGENCY PRIOR COMMITMENT OFFENSES

The most serious offense committed by the youth prior to commitment to AZDJC as of the last day of the month.

CATEGORY	SECURE CARE	PAROLE
Crimes Against Persons	67	12
Property Offenses	56	21
Other Offenses	29	8
Public Order Offenses	23	10
Drug Offenses	22	4
Weapon Offenses	20	11
Non-Delinquent Offenses	0	0
<b>TOTAL</b>	<b>217</b>	<b>66</b>

## CLINICAL SERVICES

During the intake assessment, we identify and prescribe treatment to address criminogenic and non-criminogenic factors. Content represents the minimum treatment duration and number of youth prescribe treatment as of the last day of the month. Youth may be enrolled in more than one program.

CATEGORY	DURATION	YOUTH
Dialectical Behavior Therapy	6 Months	213
Seven Challenges	6 Months	134
Aggression Replacement Therapy	10 Weeks	169
Stages of Accomplishment <sup>(1)</sup>	6 Months	14
Sex Trafficking Awareness & Recovery <sup>(2)</sup>	11 Weeks	3

<sup>1</sup> Stages of Accomplishment – Individual formalized treatment.

<sup>2</sup> Sex Trafficking Awareness & Recovery – Prescribed for female youth only.

## EDUCATION SERVICES

Number of youth enrolled in all school programs as of the last day of the month. Youth may be enrolled in more than one program.

CATEGORY	SECURE CARE
Enrolled in School	181
Out to Court / Detention – Not Enrolled in School	37
Enrolled in Career Technical Education	47
Enrolled in IDEA / Section 504 (Special Education)	56
GED Certificates Awarded (FY 20)	53
High School Diplomas Awarded (FY 20)	3

## EDUCATION SERVICES WHILE ON PAROLE

Number of youth enrolled in school or work activities while on Parole as of the last day of the month. Youth may be enrolled in more than one program.

CATEGORY	PAROLE
Enrolled in School	23
GED Preparation	1
Post-Secondary School	0
Vocational Training	4
Employment	17

## HEALTH SERVICES

Number of health-related services provided to youth throughout the month.

CATEGORY	SECURE CARE
Hospital Admissions	1
Intake Medical / Dental Screenings	26
Medical Provider Visits	118
Dental Provider Visits	30
Nursing Contacts*	1,520
Mental Health (Psychiatric) Provider Visits	56

\*Contact includes sick calls, blood work, treatment and screenings.