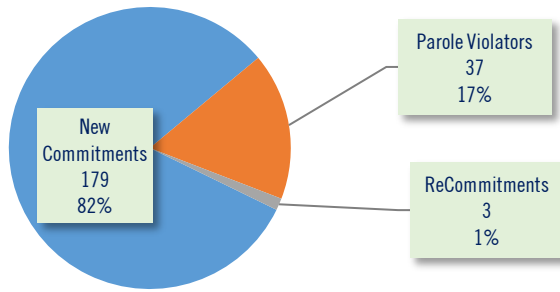


SECURE CARE COMMITMENT STATUS

Population by commitment status as of the last day of the month.



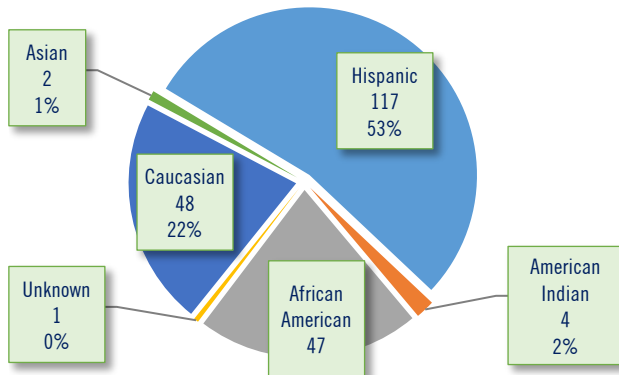
SECURE CARE COMMITTING COUNTY

Population as of the last day of the month.

COUNTY	MALE	FEMALE	TOTAL	PERCENT
Apache	1	1	2	0.9%
Cochise	9	0	9	4.1%
Coconino	3	0	3	1.4%
Gila	5	0	5	2.3%
Graham	6	0	6	2.7%
Greenlee	1	1	2	0.9%
La Paz	0	0	0	0.0%
Maricopa	116	9	125	57.1%
Mohave	13	2	15	6.8%
Navajo	0	0	0	0.0%
Pima	16	0	16	7.3%
Pinal	8	0	8	3.7%
Santa Cruz	5	0	5	2.3%
Yavapai	7	1	8	3.7%
Yuma	14	1	15	6.8%
TOTAL	204	15	219	100%

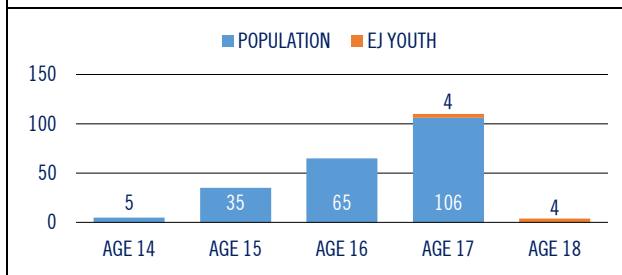
SECURE CARE ETHNIC DISTRIBUTION

Population as of the last day of the month.



SECURE CARE AGE DISTRIBUTION

HB 2356 (Extended Jurisdiction) requires juvenile courts to retain jurisdiction over a juvenile who is at least 17 years old and has been adjudicated delinquent, until the person reaches 19 years old. This requires the court to order continued probation and Duration services until the juvenile reaches 19 years old or services are terminated by the court. Content represents population as of the last day of the month and highlights our Extended Jurisdiction (EJ) youth.



LENGTH OF STAY

Since July 1, 2018, AZDJC released 223 youth from its population, who served an average of 8.2 months.

CATEGORY	6 MONTHS OR LESS	6 TO 12 MONTHS	12 MONTHS OR GREATR
Released to Parole	20	66	21
Aged Out (18-19)	60	29	12
Transfer to Adult	2	9	1
ICE Discharge	1	1	0
Recalled by Court	1	0	0
TOTAL	84	105	34

RECIDIVISM RATES

Youth returned to custody with AZDJC or ADC following release from Secure Care.

LENGTH OF FOLLOW-UP	NEW OFFENSES & TECHNICAL VIOLATIONS	NEW OFFENSES	SEXUAL OFFENSES
12 Months (2017 Releases)	34.6%	23.4%	0.0%
24 Months (2016 Releases)	42.0%	29.5%	1.9%
36 Months (2015 Releases)	49.8%	41.7%	0.0%

RESTORATIVE JUSTICE

Services provided to victims and restitution collected from youth.

CATEGORY	THIS MONTH	FY 19 (YTD)
Victims Registered	4	138
Victim Notifications	31	521
Victim Notification of Release	1	40
Victim Services Provided	138	2,796
Victim Restitution Collected	\$437.64	\$5,724.68

ARIZONA DEPARTMENT OF JUVENILE CORRECTIONS

JUST THE FACTS

Our Vision is to be a nationally recognized leader that advances public safety through the rehabilitation of seriously delinquent youth.

MAY 2019

DOUGLAS A. DUCEY
GOVERNOR

JEFF HOOD
DIRECTOR

ARIZONA DEPARTMENT
OF JUVENILE CORRECTIONS
1624 West Adams Street
Phoenix, Arizona 85007
www.azdjc.gov

This publication provides preliminary data. Please refer to our online reports for the most current statistics. Thank you.

Revised: June 24, 2019

AGENCY CENSUS

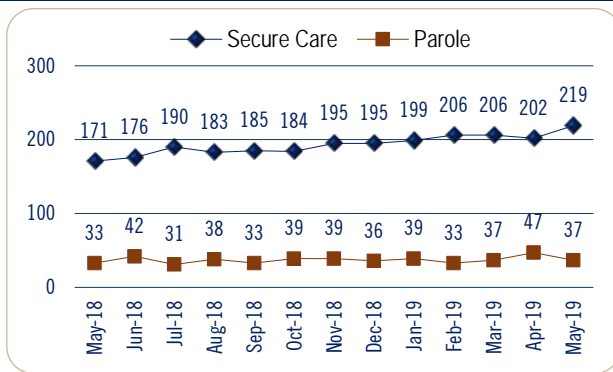
Population as of the last day of the month.

CATEGORY	MALE	FEMALE	TOTAL
Secure Care	204	15	219
Parole – Community Supervision	30	2	32
Parole – Interstate In	53	14	67
Parole – Interstate Out	2	0	2
Parole – Abscond / Warrant Status	3	0	3
Probation – Interstate Out	47	7	54
TOTAL	339	38	377

Dually-Adjudicated youth represent 51 or 15.8 percent of our Secure Care and Parole populations.

AGENCY POPULATION TREND

Twelve-month population trend as of the last day of the month.



SECURE CARE POPULATION DETAIL

Population admissions and releases during the month.

Population as of April 30, 2019 202

ADMISSIONS	MALE	FEMALE	TOTAL
New Commitment	19	0	19
Parole Violator	13	0	13
Re-Commitment	0	0	0
TOTAL	32	0	32

RELEASES	MALE	FEMALE	TOTAL
Released to Parole	6	0	6
Aged Out (18-19)	6	1	7
Convicted as an Adult	2	0	2
ICE Discharge	0	0	0
TOTAL	14	1	15

Population as of May 31, 2019 219

AGENCY RISK LEVELS

Population risk to recidivate based upon the Arizona Juvenile Assessment System (AZYAS) Assessment Tool as of the last day of the month.

CATEGORY	SECURE CARE	PAROLE ⁽¹⁾
Low Risk	31 14.2%	6 16.2%
Medium Risk	100 45.9%	19 51.4%
High Risk	87 39.9%	12 32.4%
TOTAL	218⁽²⁾ 100%	37 100%

¹ Parole includes Community Supervision, Interstate Out and Abscond.

² At the time of report, one juvenile was pending assessment.

AGENCY PRIOR REFERRALS

The number of times a youth was involved in the juvenile justice system prior to commitment to AZDJC as of the last day of the month.

ATEGORY	SECURE CARE	PAROLE
1 to 3 Referrals	15	3
4 to 6 Referrals	48	7
7 to 9 Referrals	37	9
10 to 12 Referrals	24	7
13 or More Referrals	95	11
TOTAL	219	37

AGENCY PRIOR ADJUDICATIONS

The number of times a youth was adjudicated delinquent prior to commitment to AZDJC as of the last day of the month.

CATEGORY	SECURE CARE	PAROLE
1 Adjudication	19	1
2 to 3 Adjudications	73	5
4 to 5 Adjudications	67	9
6 to 7 Adjudications	35	6
8 or More Adjudications	25	16
TOTAL	219	37

AGENCY PRIOR COMMITMENT OFFENSES

The most serious offense committed by the youth prior to commitment to AZDJC as of the last day of the month.

CATEGORY	SECURE CARE	PAROLE
Property Offenses	65	12
Crimes Against Persons	71	17
Drug Offenses	20	5
Weapon Offenses	8	0
Public Order Offenses	19	0
Other Offenses	36	3
TOTAL	219	37

CLINICAL SERVICES

During the intake assessment, we identify and prescribe treatment to address criminogenic and non- criminogenic factors. Content represents the minimum treatment duration and number of youth enrolled as of the last day of the month. Youth may be enrolled in more than one program.

CATEGORY	DURATION	ENROLLED
Dialectical Behavior Therapy	6 Months	217
Seven Challenges	6 Months	142
Aggression Replacement Therapy	10 Weeks	199
Stages of Accomplishment ⁽¹⁾	6 Months	24
Sex Trafficking Awareness & Recovery ⁽²⁾	11 Weeks	5

¹ Stages of Accomplishment – Individual formalized treatment

² Sex Trafficking Awareness & Recovery – Prescribed for female youth only.

EDUCATION SERVICES

Number of youth enrolled in school as of the last day of the month. Youth may be enrolled in more than one program.

CATEGORY	SECURE CARE
Enrolled in School	194
Out to Court / Detention – Not Enrolled in School	17
Enrolled in Career Technical Education	73
Enrolled in IDEA / Section 504 (Special Education)	48
GED Certificates Awarded (FY 19)	33
High School Diplomas Awarded (FY 19)	8

EDUCATION SERVICES

Number of youth enrolled in school or work activities while on Parole as of the last day of the month. Youth may be enrolled in more than one program.

CATEGORY	PAROLE
Enrolled in School	26
GED Preparation	0
Post-Secondary School	0
Vocational Training	3
Employment	15

HEALTH SERVICES

Number of health-related services provided to youth throughout the month.

CATEGORY	SECURE CARE
Hospital Admissions	0
Intake Medical / Dental Screenings	39
Medical Provider Visits	107
Dental Provider Visits	37
Nursing Contacts*	999
Mental Health (Psychiatric) Provider Visits	65

*Contact includes sick calls, blood work, treatment and screenings.