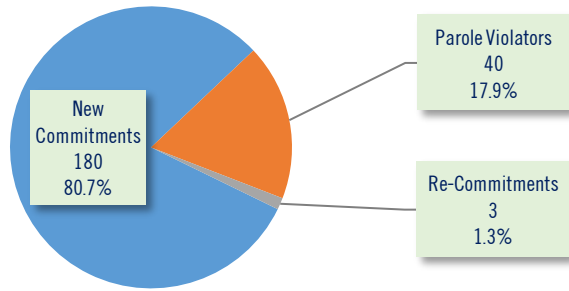


SECURE CARE COMMITMENT STATUS

Population by commitment status as of the last day of the month.



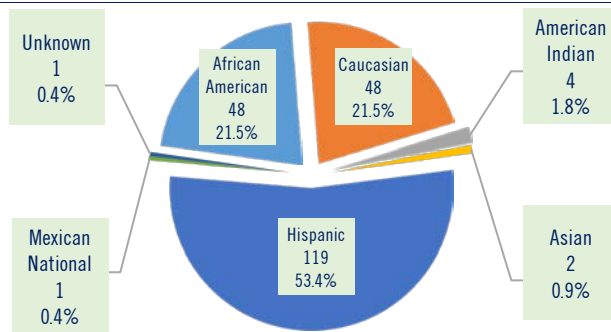
SECURE CARE COMMITTING COUNTY

Population as of the last day of the month.

COUNTY	MALE	FEMALE	TOTAL	PERCENT
Apache	1	1	2	0.9%
Cochise	7	0	7	3.1%
Coconino	3	0	3	1.3%
Gila	4	0	4	1.8%
Graham	4	0	4	1.8%
Greenlee	1	1	2	0.9%
La Paz	0	0	0	0.0%
Maricopa	124	11	135	60.5%
Mohave	9	1	10	4.5%
Navajo	0	0	0	0.0%
Pima	17	0	17	7.6%
Pinal	7	0	7	3.1%
Santa Cruz	6	0	6	2.7%
Yavapai	10	1	11	4.9%
Yuma	14	1	15	6.7%
TOTAL	207	16	223	100%

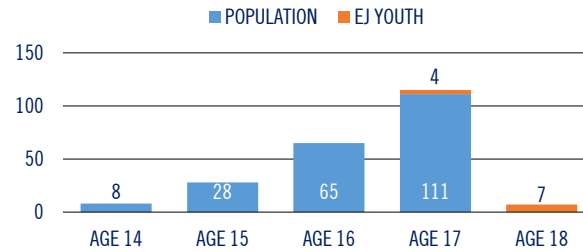
SECURE CARE ETHNIC DISTRIBUTION

Population as of the last day of the month.



SECURE CARE AGE DISTRIBUTION

HB 2356 (Extended Jurisdiction) requires juvenile courts to retain jurisdiction over a juvenile who is at least 17 years old and has been adjudicated delinquent, until the person reaches 19 years old. This requires the court to order continued services until the juvenile reaches 19 years old or services are terminated by the court. Content represents population as of the last day of the month, highlighting our Extended Jurisdiction (EJ) youth.



LENGTH OF STAY

Since July 1, 2019 (FY 2020), AZDJC released 16 youth from its population, who served an average of 5.7 months.

CATEGORY	6 MONTHS OR LESS	6 TO 12 MONTHS	12 MONTHS OR GREATR
Released to Parole	3	5	1
Aged Out (18-19)	3	3	0
Transfer to Adult	1	0	0
ICE Discharge	0	0	0
Recalled by Court	0	0	0
TOTAL	7	8	1

RECIDIVISM RATES

Represents youth identified by the year they were released, who returned to custody with AZDJC or ADC following their release from Secure Care.

LENGTH OF FOLLOW-UP	NEW OFFENSES & TECHNICAL VIOLATIONS	NEW OFFENSES	SEXUAL OFFENSES
2017 Releases (12 Months)	34.6%	23.4%	0.0%
2016 Releases (24 Months)	42.0%	29.5%	1.9%
2015 Releases (36 Months)	49.8%	41.7%	0.0%

RESTORATIVE JUSTICE

Services provided to victims and restitution collected from youth.

CATEGORY	THIS MONTH	FY 20 (YTD)
Victims Registered	1	1
Victim Notifications	33	33
Victim Notification of Release	3	3
Victim Services Provided	263	263
Victim Restitution Collected	\$557.94	\$557.94

ARIZONA DEPARTMENT OF JUVENILE CORRECTIONS

JUST THE FACTS

Our Vision is to be a nationally recognized leader that advances public safety through the rehabilitation of seriously delinquent youth.

JULY 2019

DOUGLAS A. DUCEY
GOVERNOR

JEFF HOOD
DIRECTOR

ARIZONA DEPARTMENT
OF JUVENILE CORRECTIONS
1624 West Adams Street
Phoenix, Arizona 85007
www.azdjc.gov

This publication provides preliminary data. Please refer to our online reports for the most current statistics. Thank you.

Published: August 20, 2019

AGENCY CENSUS

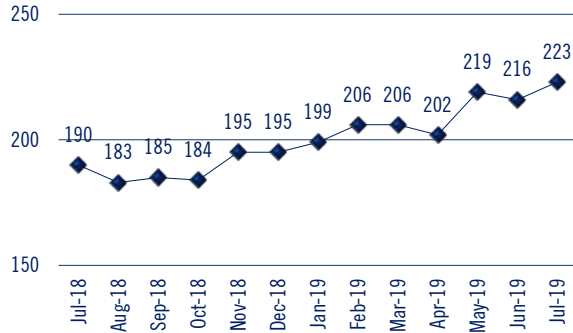
Population as of the last day of the month.

CATEGORY	MALE	FEMALE	TOTAL
Secure Care	207	16	223
Parole – Community Supervision	28	2	30
Parole – Interstate In	51	13	64
Parole – Interstate Out	2	0	2
Parole – Abscond / Warrant Status	9	0	9
Probation – Interstate Out	45	13	58
TOTAL	342	44	386

Dually adjudicated youth represent 48 or 14.6% of our Secure Care and Parole populations.

SECURE CARE POPULATION TREND

Content represents a thirteen-month population trend as of the last day of the month. Data reflects a 17.4% increase since July 31, 2018.



SECURE CARE POPULATION DETAIL

Population admissions and releases during the month.

POPULATION AS OF JUNE 30, 2019			
			216
ADMISSIONS	MALE	FEMALE	TOTAL
New Commitment	15	0	15
Parole Violator	8	0	8
Re-Commitment	0	0	0
TOTAL	23	0	23
RELEASES	MALE	FEMALE	TOTAL
Released to Parole	9	0	9
Aged Out (18-19)	6	0	6
Convicted as an Adult	0	1	1
ICE Discharge	0	0	0
TOTAL	15	1	16
POPULATION AS OF JULY 31, 2019			
			223

AGENCY RISK LEVELS

Population risk to recidivate based upon the Arizona Juvenile Assessment System (AZYAS) Assessment Tool as of the last day of the month.

CATEGORY	SECURE CARE	PAROLE ⁽¹⁾
Low Risk	25 11%	7 17%
Medium Risk	98 44%	22 54%
High Risk	100 44%	12 29%
TOTAL	223 99%	41 100%

¹ Parole includes Community Supervision, Interstate Out and Abscond.

AGENCY PRIOR REFERRALS

The number of times a youth was involved in the juvenile justice system prior to commitment to AZDJC as of the last day of the month.

CATEGORY	SECURE CARE	PAROLE
1 to 3 Referrals	13	4
4 to 6 Referrals	47	5
7 to 9 Referrals	45	7
10 to 12 Referrals	27	7
13 or More Referrals	91	18
TOTAL	223	41

AGENCY PRIOR ADJUDICATIONS

The number of times a youth was adjudicated delinquent prior to commitment to AZDJC as of the last day of the month.

CATEGORY	SECURE CARE	PAROLE
1 Adjudication	10	3
2 to 3 Adjudications	71	11
4 to 5 Adjudications	70	12
6 to 7 Adjudications	40	4
8 or More Adjudications	32	11
TOTAL	223	41

AGENCY PRIOR COMMITMENT OFFENSES

The most serious offense committed by the youth prior to commitment to AZDJC as of the last day of the month.

CATEGORY	SECURE CARE	PAROLE
Property Offenses	67	12
Crimes Against Persons	69	15
Drug Offenses	18	6
Weapon Offenses	12	0
Public Order Offenses	20	3
Non-Delinquent Offenses	27	5
Other Offenses	10	0
TOTAL	223	41

CLINICAL SERVICES

During the intake assessment, we identify and prescribe treatment to address criminogenic and non-criminogenic factors. Content represents the minimum treatment duration and number of youth prescribe treatment as of the last day of the month. Youth may be enrolled in more than one program.

CATEGORY	DURATION	YOUTH
Dialectical Behavior Therapy	6 Months	221
Seven Challenges	6 Months	146
Aggression Replacement Therapy	10 Weeks	203
Stages of Accomplishment ⁽¹⁾	6 Months	22
Sex Trafficking Awareness & Recovery ⁽²⁾	11 Weeks	5

¹ Stages of Accomplishment – Individual formalized treatment.

² Sex Trafficking Awareness & Recovery – Prescribed for female youth only.

EDUCATION SERVICES

Number of youth enrolled in all school programs as of the last day of the month. Youth may be enrolled in more than one program.

CATEGORY	SECURE CARE
Enrolled in School	186
Out to Court / Detention – Not Enrolled in School	19
Enrolled in Career Technical Education	74
Enrolled in IDEA / Section 504 (Special Education)	44
GED Certificates Awarded (FY 20)	4
High School Diplomas Awarded (FY 20)	0

EDUCATION SERVICES WHILE ON PAROLE

Number of youth enrolled in school or work activities while on Parole as of the last day of the month. Youth may be enrolled in more than one program.

CATEGORY	PAROLE
Enrolled in School	32
GED Preparation	2
Post-Secondary School	0
Vocational Training	0
Employment	14

HEALTH SERVICES

Number of health-related services provided to youth throughout the month.

CATEGORY	SECURE CARE
Hospital Admissions	0
Intake Medical / Dental Screenings	26
Medical Provider Visits	127
Dental Provider Visits	83
Nursing Contacts*	1,008
Mental Health (Psychiatric) Provider Visits	72

*Contact includes sick calls, blood work, treatment and screenings.