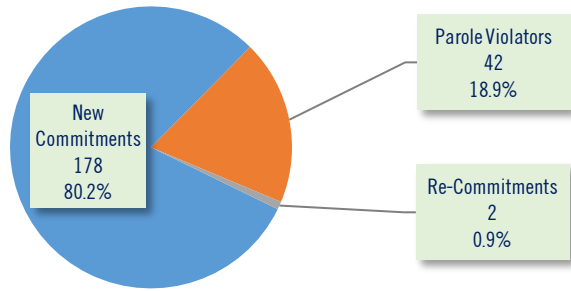


SECURE CARE COMMITMENT STATUS

Population by commitment status as of the last day of the month.



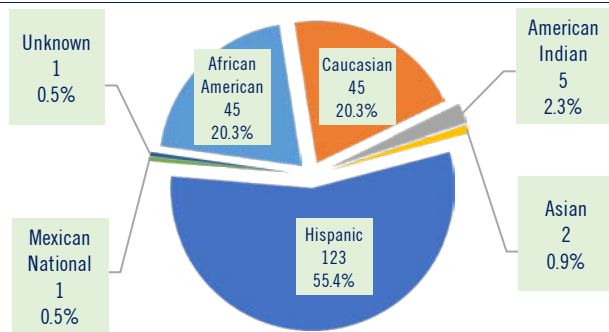
SECURE CARE COMMITTING COUNTY

Population as of the last day of the month.

COUNTY	MALE	FEMALE	TOTAL	PERCENT
Apache	1	1	2	0.9%
Cochise	7	1	8	3.6%
Coconino	3	0	3	1.4%
Gila	3	0	3	1.4%
Graham	3	0	3	1.4%
Greenlee	2	1	3	1.4%
La Paz	0	0	0	0.0%
Maricopa	123	11	134	60.4%
Mohave	10	1	11	5.0%
Navajo	0	0	0	0.0%
Pima	17	0	17	7.7%
Pinal	6	0	6	2.7%
Santa Cruz	6	0	6	2.7%
Yavapai	8	1	9	4.1%
Yuma	16	1	17	7.7%
TOTAL	205	17	222	100%

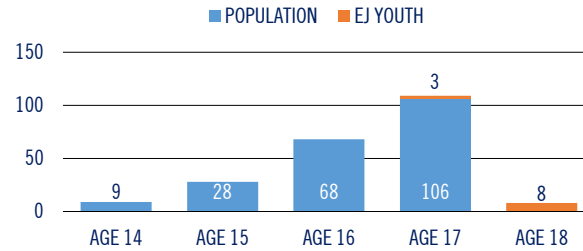
SECURE CARE ETHNIC DISTRIBUTION

Population as of the last day of the month.



SECURE CARE AGE DISTRIBUTION

HB 2356 (Extended Jurisdiction) requires juvenile courts to retain jurisdiction over a juvenile who is at least 17 years old and who has been adjudicated delinquent, until the person reaches 19 years old. This requires the court to order continued services until the juvenile reaches 19 years old or services are terminated by the court. Content represents population as of the last day of the month, highlighting our Extended Jurisdiction (EJ) youth.



LENGTH OF STAY

Since July 1, 2019 (FY 2020), AZDJC released 39 youth from its population, who served an average of 7.3 months.

CATEGORY	6 MONTHS OR LESS	6 TO 12 MONTHS	12 MONTHS OR GREATER
Released to Parole	4	10	3
Aged Out (18-19)	7	11	1
Transfer to Adult	1	1	1
ICE Discharge	0	0	0
Recalled by Court	0	0	0
TOTAL	12	22	5

RECIDIVISM RATES

Represents youth identified by the year they were released, who returned to custody with AZDJC or ADC following their release from Secure Care.

LENGTH OF FOLLOW-UP	NEW OFFENSES & TECHNICAL VIOLATIONS	NEW OFFENSES	SEXUAL OFFENSES
2017 Releases (12 Months)	34.6%	23.4%	0.0%
2016 Releases (24 Months)	42.0%	29.5%	1.9%
2015 Releases (36 Months)	49.8%	41.7%	0.0%

RESTORATIVE JUSTICE

Services provided to victims and restitution collected from youth. As of August 31, 2019, 68 Victims (30.6%) are registered.

CATEGORY	THIS MONTH	FY 20 (YTD)
Victims Registered	1	4
Victim Notifications	33	66
Victim Notification of Release	1	4
Victim Services Provided	193	456
Victim Restitution Collected	\$481.36	\$1,039.30

ARIZONA DEPARTMENT OF JUVENILE CORRECTIONS

JUST THE FACTS

Our Vision is to be a nationally recognized leader that advances public safety through the rehabilitation of seriously delinquent youth.

AUGUST 2019

DOUGLAS A. DUCEY
GOVERNOR

JEFF HOOD
DIRECTOR

ARIZONA DEPARTMENT
OF JUVENILE CORRECTIONS
1624 West Adams Street
Phoenix, Arizona 85007
www.azdjc.gov

This publication provides preliminary data. Please refer to our online reports for the most current statistics. Thank you.

Published: September 20, 2019

AGENCY CENSUS

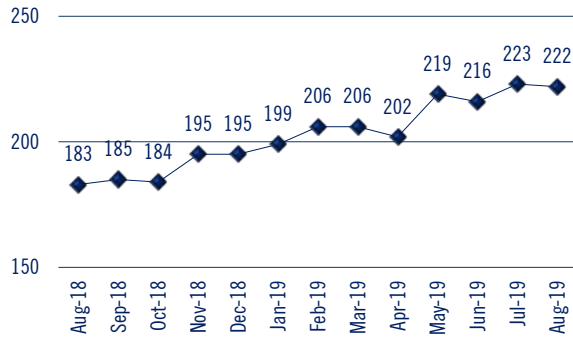
Population as of the last day of the month.

CATEGORY	MALE	FEMALE	TOTAL
Secure Care	205	17	222
Parole – Community Supervision	28	2	30
Parole – Interstate In	56	15	71
Parole – Interstate Out	3	0	3
Parole – Abscond / Warrant Status	7	0	7
Probation – Interstate Out	50	14	64
TOTAL	349	48	397

Dually involved (Department of Child Safety) youth represent 51 (19.5%) of our Secure Care and Parole populations.

SECURE CARE POPULATION TREND

Content represents a thirteen-month population trend as of the last day of the month. Data reflects a 21.3% increase since August 31, 2018.



SECURE CARE POPULATION DETAIL

Population admissions and releases during the month.

POPULATION AS OF JULY 31, 2019			
			223
ADMISSIONS	MALE	FEMALE	TOTAL
New Commitment	13	3	16
Parole Violator	7	0	7
Re-Commitment	0	0	0
TOTAL	20	3	23
RELEASES	MALE	FEMALE	TOTAL
Released to Parole	8	0	8
Aged Out (18-19)	11	2	13
Convicted as an Adult	3	0	3
ICE Discharge	0	0	0
TOTAL	22	2	24
POPULATION AS OF AUGUST 31, 2019			
			222

AGENCY RISK LEVELS

Population risk to recidivate based upon the Arizona Juvenile Assessment System (AZYAS) Assessment Tool as of the last day of the month.

CATEGORY	SECURE CARE	PAROLE ⁽¹⁾
Low Risk	23 10.4%	7 17.5%
Medium Risk	99 44.6%	21 52.5%
High Risk	100 45.0%	12 30.0%
TOTAL	222 100%	40 100%

¹ Parole includes Community Supervision, Interstate Out and Abscond.

AGENCY PRIOR REFERRALS

The number of times a youth was involved in the juvenile justice system prior to commitment to AZDJC as of the last day of the month.

CATEGORY	SECURE CARE	PAROLE
1 to 3 Referrals	14	4
4 to 6 Referrals	50	3
7 to 9 Referrals	41	9
10 to 12 Referrals	32	6
13 or More Referrals	85	18
TOTAL	222	40

AGENCY PRIOR ADJUDICATIONS

The number of times a youth was adjudicated delinquent prior to commitment to AZDJC as of the last day of the month.

CATEGORY	SECURE CARE	PAROLE
1 Adjudication	11	2
2 to 3 Adjudications	74	9
4 to 5 Adjudications	68	15
6 to 7 Adjudications	36	6
8 or More Adjudications	33	8
TOTAL	222	40

AGENCY PRIOR COMMITMENT OFFENSES

The most serious offense committed by the youth prior to commitment to AZDJC as of the last day of the month.

CATEGORY	SECURE CARE	PAROLE
Property Offenses	70	9
Crimes Against Persons	62	14
Drug Offenses	17	8
Weapon Offenses	17	0
Public Order Offenses	22	3
Non-Delinquent Offenses	24	6
Other Offenses	10	0
TOTAL	222	40

CLINICAL SERVICES

During the intake assessment, we identify and prescribe treatment to address criminogenic and non-criminogenic factors. Content represents the minimum treatment duration and number of youth prescribe treatment as of the last day of the month. Youth may be enrolled in more than one program.

CATEGORY	DURATION	YOUTH
Dialectical Behavior Therapy	6 Months	214
Seven Challenges	6 Months	141
Aggression Replacement Therapy	10 Weeks	196
Stages of Accomplishment ⁽¹⁾	6 Months	19
Sex Trafficking Awareness & Recovery ⁽²⁾	11 Weeks	5

¹ Stages of Accomplishment – Individual formalized treatment.

² Sex Trafficking Awareness & Recovery – Prescribed for female youth only.

EDUCATION SERVICES

Number of youth enrolled in all school programs as of the last day of the month. Youth may be enrolled in more than one program.

CATEGORY	SECURE CARE
Enrolled in School	187
Out to Court / Detention – Not Enrolled in School	35
Enrolled in Career Technical Education	99
Enrolled in IDEA / Section 504 (Special Education)	44
GED Certificates Awarded (FY 20)	8
High School Diplomas Awarded (FY 20)	0

EDUCATION SERVICES WHILE ON PAROLE

Number of youth enrolled in school or work activities while on Parole as of the last day of the month. Youth may be enrolled in more than one program.

CATEGORY	PAROLE
Enrolled in School	32
GED Preparation	4
Post-Secondary School	0
Vocational Training	0
Employment	15

HEALTH SERVICES

Number of health-related services provided to youth throughout the month.

CATEGORY	SECURE CARE
Hospital Admissions	0
Intake Medical / Dental Screenings	23
Medical Provider Visits	110
Dental Provider Visits	66
Nursing Contacts*	1,092
Mental Health (Psychiatric) Provider Visits	74

*Contact includes sick calls, blood work, treatment and screenings.