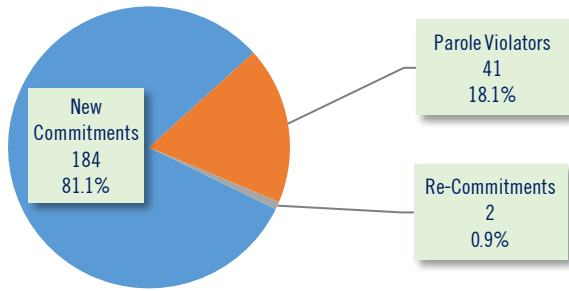


SECURE CARE COMMITMENT STATUS

Population by commitment status as of the last day of the month.



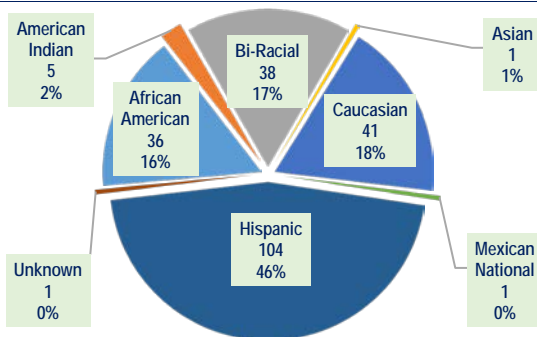
SECURE CARE COMMITTING COUNTY

Population as of the last day of the month.

COUNTY	MALE	FEMALE	TOTAL	PERCENT
Apache	0	1	1	0.4%
Cochise	6	1	7	3.1%
Coconino	2	0	2	0.9%
Gila	3	0	3	1.3%
Graham	4	0	4	1.8%
Greenlee	2	1	3	1.3%
La Paz	0	0	0	0.0%
Maricopa	123	10	133	58.6%
Mohave	14	3	17	7.5%
Navajo	0	0	0	0.0%
Pima	16	0	16	7.0%
Pinal	6	0	6	2.6%
Santa Cruz	6	0	6	2.6%
Yavapai	9	1	10	4.4%
Yuma	17	2	19	8.4%
TOTAL	208	19	227	100%

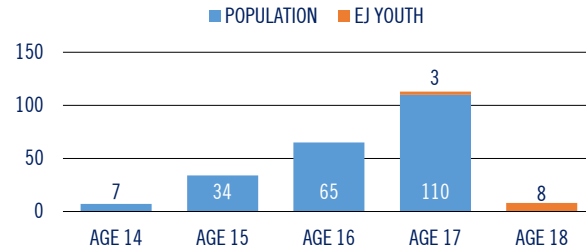
SECURE CARE ETHNIC DISTRIBUTION

Population as of the last day of the month.



SECURE CARE AGE DISTRIBUTION

HB 2356 (Extended Jurisdiction) requires juvenile courts to retain jurisdiction over a juvenile who is at least 17 years old and who has been adjudicated delinquent, until the person reaches 19 years old. This requires the court to order continued services until the juvenile reaches 19 years old or services are terminated by the court. Content represents population as of the last day of the month, highlighting our Extended Jurisdiction (EJ) youth.



LENGTH OF STAY

Since July 1, 2019 (FY 2020), AZDJC released 57 youth from its population, who served an average of 8.0 months.

CATEGORY	6 MONTHS OR LESS	6 TO 12 MONTHS	12 MONTHS OR GREATER
Released to Parole	5	14	4
Aged Out (18-19)	13	14	3
Transfer to Adult	1	1	2
ICE Discharge	0	0	0
Recalled by Court	0	0	0
TOTAL	19	29	9

RECIDIVISM RATES

Represents youth identified by the year they were released, who returned to custody with AZDJC or ADC following their release from Secure Care.

LENGTH OF FOLLOW-UP	NEW OFFENSES & TECHNICAL VIOLATIONS	NEW OFFENSES	SEXUAL OFFENSES
2017 Releases (12 Months)	34.6%	23.4%	0.0%
2016 Releases (24 Months)	42.0%	29.5%	1.9%
2015 Releases (36 Months)	49.8%	41.7%	0.0%

RESTORATIVE JUSTICE

Services provided to victims and restitution collected from youth. As of August 31, 2019, 68 Victims (30.6%) are registered.

CATEGORY	THIS MONTH	FY 20 (YTD)
Victims Registered	1	5
Victim Notifications	38	104
Victim Notification of Release	1	5
Victim Services Provided	231	687
Victim Restitution Collected	\$634.80	\$1,674.10

ARIZONA DEPARTMENT OF JUVENILE CORRECTIONS

JUST THE FACTS

Our Vision is to be a nationally recognized leader that advances public safety through the rehabilitation of seriously delinquent youth.

SEPTEMBER 2019

DOUGLAS A. DUCEY
GOVERNOR

JEFF HOOD
DIRECTOR

ARIZONA DEPARTMENT
OF JUVENILE CORRECTIONS
1624 West Adams Street
Phoenix, Arizona 85007
www.azdjic.gov

This publication provides preliminary data. Please refer to our online reports for the most current statistics. Thank you.

Published October 10, 2019

AGENCY CENSUS

Population as of the last day of the month.

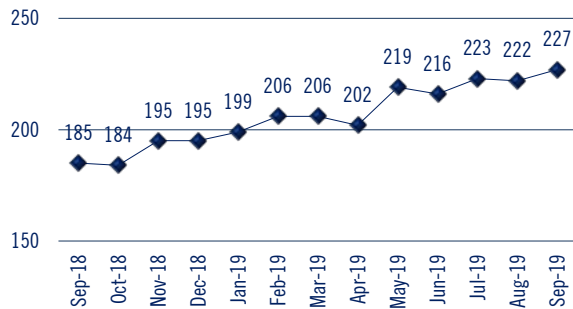
CATEGORY	MALE	FEMALE	TOTAL
Secure Care	208 (10)*	19 (1)*	227
Parole – Community Supervision	24 (1)*	2	26
Parole – Interstate In	60	15	75
Parole – Interstate Out	1	0	1
Parole – Abscond/Warrant Status	8	0	8
Probation – Interstate Out	47	12	59
TOTAL	348	48	396

* AZDJC currently supervises 12 Extended Jurisdiction youth. Eleven youth are in Secure Care (10 male / 1 female), and one male youth is on Parole.

Dually involved (Department of Child Safety) youth represent 46 (17.6%) of our Secure Care and Parole (Community Supervision, Interstate Out and Abscond) populations.

SECURE CARE POPULATION TREND

Content represents a thirteen-month population trend as of the last day of the month. Data reflects a 22.7% increase since September 30, 2018.



SECURE CARE POPULATION DETAIL

Population admissions and releases during the month.

POPULATION AS OF AUGUST 31, 2019			
222			
ADMISSIONS	MALE	FEMALE	TOTAL
New Commitment	13	4	17
Parole Violator	6	0	6
Re-Commitment	0	0	0
TOTAL	19	4	23
RELEASES	MALE	FEMALE	TOTAL
Released to Parole	5	1	6
Aged Out (18-19)	10	1	11
Convicted as an Adult	1	0	1
ICE Discharge	0	0	0
TOTAL	16	2	18
POPULATION AS OF SEPTEMBER 30, 2019			
227			

AGENCY RISK LEVELS

Population risk to recidivate based upon the Arizona Juvenile Assessment System (AZYAS) Assessment Tool as of the last day of the month.

CATEGORY	SECURE CARE		PAROLE ⁽¹⁾	
Low Risk	21	9.4%	9	25.7%
Medium Risk	102	45.5%	16	45.7%
High Risk	101	45.1%	10	28.6%
TOTAL	224 ⁽²⁾	100%	35	100%

¹ Parole includes Community Supervision, Interstate Out and Abscond.

² At the time this document was published, 3 youth had not been assessed.

AGENCY PRIOR REFERRALS

The number of times a youth was involved in the juvenile justice system prior to commitment to AZDJC as of the last day of the month.

CATEGORY	SECURE CARE	PAROLE
1 to 3 Referrals	14	4
4 to 6 Referrals	49	5
7 to 9 Referrals	41	4
10 to 12 Referrals	37	5
13 or More Referrals	86	17
TOTAL	227	35

AGENCY PRIOR ADJUDICATIONS

The number of times a youth was adjudicated delinquent prior to commitment to AZDJC as of the last day of the month.

CATEGORY	SECURE CARE	PAROLE
1 Adjudication	11	3
2 to 3 Adjudications	74	10
4 to 5 Adjudications	72	11
6 to 7 Adjudications	37	5
8 or More Adjudications	33	6
TOTAL	227	35

AGENCY PRIOR COMMITMENT OFFENSES

The most serious offense committed by the youth prior to commitment to AZDJC as of the last day of the month.

CATEGORY	SECURE CARE	PAROLE
Property Offenses	67	8
Crimes Against Persons	64	12
Drug Offenses	18	7
Weapon Offenses	20	0
Public Order Offenses	23	2
Non-Delinquent Offenses	25	6
Other Offenses	10	0
TOTAL	222	40

CLINICAL SERVICES

During the intake assessment, we identify and prescribe treatment to address criminogenic and non-criminogenic factors. Content represents the minimum treatment duration and number of youth prescribe treatment as of the last day of the month. Youth may be enrolled in more than one program.

CATEGORY	DURATION	YOUTH
Dialectical Behavior Therapy	6 Months	227
Seven Challenges	6 Months	149
Aggression Replacement Therapy	10 Weeks	207
Stages of Accomplishment ⁽¹⁾	6 Months	18
Sex Trafficking Awareness & Recovery ⁽²⁾	11 Weeks	5

¹ Stages of Accomplishment – Individual formalized treatment.

² Sex Trafficking Awareness & Recovery – Prescribed for female youth only.

EDUCATION SERVICES

Number of youth enrolled in all school programs as of the last day of the month. Youth may be enrolled in more than one program.

CATEGORY	SECURE CARE
Enrolled in School	189
Out to Court / Detention – Not Enrolled in School	37
Enrolled in Career Technical Education	91
Enrolled in IDEA / Section 504 (Special Education)	48
GED Certificates Awarded (FY 20)	12
High School Diplomas Awarded (FY 20)	0

EDUCATION SERVICES WHILE ON PAROLE

Number of youth enrolled in school or work activities while on Parole as of the last day of the month. Youth may be enrolled in more than one program.

CATEGORY	PAROLE
Enrolled in School	36
GED Preparation	5
Post-Secondary School	2
Vocational Training	0
Employment	20

HEALTH SERVICES

Number of health-related services provided to youth throughout the month.

CATEGORY	SECURE CARE
Hospital Admissions	0
Intake Medical / Dental Screenings	24
Medical Provider Visits	91
Dental Provider Visits	53
Nursing Contacts*	1,016
Mental Health (Psychiatric) Provider Visits	75

*Contact includes sick calls, blood work, treatment and screenings.