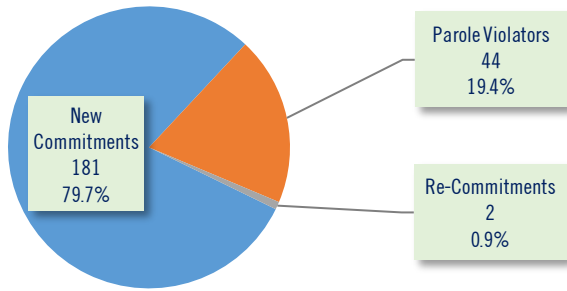


## SECURE CARE COMMITMENT STATUS

Population by commitment status as of the last day of the month.



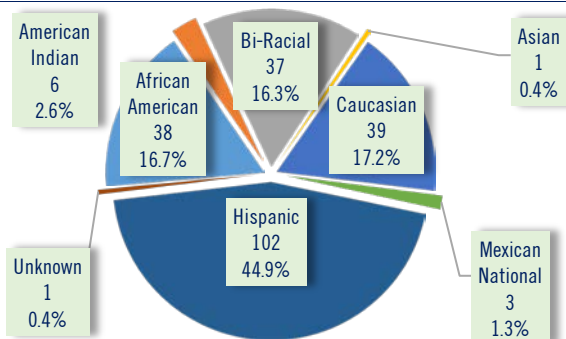
## SECURE CARE COMMITTING COUNTY

Population as of the last day of the month.

COUNTY	MALE	FEMALE	TOTAL	PERCENT
Apache	0	1	1	0.4%
Cochise	6	1	7	3.1%
Coconino	2	0	2	0.9%
Gila	3	0	3	1.3%
Graham	3	0	3	1.3%
Greenlee	2	1	3	1.3%
La Paz	0	0	0	0.0%
Maricopa	129	9	138	60.8%
Mohave	14	3	17	7.5%
Navajo	1	0	1	0.4%
Pima	15	0	15	6.6%
Pinal	5	0	5	2.2%
Santa Cruz	5	0	5	2.2%
Yavapai	8	1	9	4.0%
Yuma	16	2	18	7.9%
<b>TOTAL</b>	<b>209</b>	<b>18</b>	<b>227</b>	<b>100%</b>

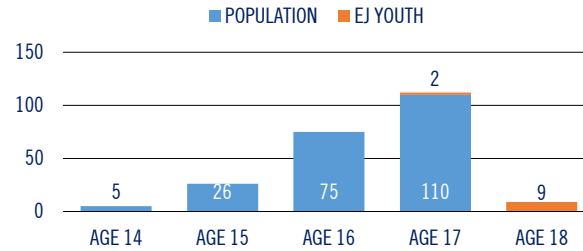
## SECURE CARE ETHNIC DISTRIBUTION

Population as of the last day of the month.



## SECURE CARE AGE DISTRIBUTION

HB 2356 (Extended Jurisdiction) requires juvenile courts to retain jurisdiction over a juvenile who is at least 17 years old and who has been adjudicated delinquent, until the person reaches 19 years old. This requires the court to order continued services until the juvenile reaches 19 years old or services are terminated by the court. Content represents population as of the last day of the month, highlighting our Extended Jurisdiction (EJ) youth.



## LENGTH OF STAY

Since July 1, 2019 (FY 2020), AZDJC released 79 youth from its population, who served an average of 8.0 months.

CATEGORY	6 MONTHS OR LESS	6 TO 12 MONTHS	12 MONTHS OR GREATER
Released to Parole	10	20	7
Aged Out (18-19)	15	15	5
Transfer to Adult	2	2	3
ICE Discharge	0	0	0
Recalled by Court	0	0	0
<b>TOTAL</b>	<b>27</b>	<b>37</b>	<b>15</b>

## RECIDIVISM RATES

Represents youth identified by the year they were released, who returned to custody with AZDJC or ADC following their release from Secure Care.

LENGTH OF FOLLOW-UP	NEW OFFENSES & TECHNICAL VIOLATIONS	NEW OFFENSES	SEXUAL OFFENSES
2017 Releases (12 Months)	34.6%	23.4%	0.0%
2016 Releases (24 Months)	42.0%	29.5%	1.9%
2015 Releases (36 Months)	49.8%	41.7%	0.0%

## RESTORATIVE JUSTICE

Services provided to victims and restitution collected from youth. As of September 30, 2019, 69 Victims (30.4%) are registered.

CATEGORY	THIS MONTH	FY 20 (YTD)
Victims Registered	0	5
Victim Notifications	70	174
Victim Notification of Release	8	13
Victim Services Provided	229	916
Victim Restitution Collected	\$575.98	\$2,250.08

ARIZONA DEPARTMENT OF JUVENILE CORRECTIONS

# JUST THE FACTS

Our Vision is to be a nationally recognized leader that advances public safety through the rehabilitation of seriously delinquent youth.

OCTOBER 2019

DOUGLAS A. DUCEY  
GOVERNOR

JEFF HOOD  
DIRECTOR

ARIZONA DEPARTMENT  
OF JUVENILE CORRECTIONS  
1624 West Adams Street  
Phoenix, Arizona 85007  
[www.azdjc.gov](http://www.azdjc.gov)

This publication provides preliminary data. Please refer to our online reports for the most current statistics. Thank you.

Published October 13, 2019

## AGENCY CENSUS

Population as of the last day of the month.

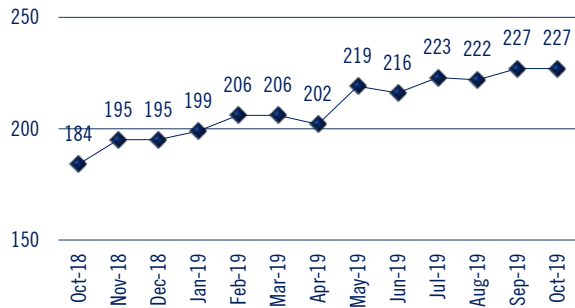
CATEGORY	MALE	FEMALE	TOTAL
Secure Care	209 (10)*	18 (1)*	227
Parole – Community Supervision	31 (10)*	2	33
Parole – Interstate In	62	17	79
Parole – Interstate Out	0	0	0
Parole – Abscond/Warrant Status	8	0	8
Probation – Interstate Out	45	15	60
<b>TOTAL</b>	<b>355</b>	<b>52</b>	<b>407</b>

\* AZDJC currently supervises 12 Extended Jurisdiction youth. Eleven youth are in Secure Care (10 male / 1 female), and one male youth is on Parole.

Dually involved (Department of Child Safety) youth represent 58 (21.6%) of our Secure Care and Parole (Community Supervision, Interstate Out and Abscond) populations.

## SECURE CARE POPULATION TREND

Content represents a thirteen-month population trend as of the last day of the month. Data reflects a 23.4% increase since October 31, 2018.



## SECURE CARE POPULATION DETAIL

Population admissions and releases during the month.

POPULATION AS OF SEPTEMBER 30, 2019			
			227
ADMISSIONS	MALE	FEMALE	TOTAL
New Commitment	15	0	15
Parole Violator	3	0	3
Re-Commitment	0	0	0
<b>TOTAL</b>	<b>18</b>	<b>0</b>	<b>18</b>
RELEASES	MALE	FEMALE	TOTAL
Released to Parole	11	0	11
Aged Out (18-19)	4	1	5
Convicted as an Adult	2	0	2
ICE Discharge	0	0	0
<b>TOTAL</b>	<b>17</b>	<b>1</b>	<b>18</b>
POPULATION AS OF OCTOBER 31, 2019			
			227

## AGENCY RISK LEVELS

Population risk to recidivate based upon the Arizona Juvenile Assessment System (AZYAS) Assessment Tool as of the last day of the month.

CATEGORY	SECURE CARE	PAROLE <sup>(1)</sup>
Low Risk	25 11.1%	9 22.0%
Medium Risk	98 43.4%	18 43.9%
High Risk	103 45.6%	14 34.1%
<b>TOTAL</b>	<b>226 100%</b>	<b>41 100%</b>

<sup>1</sup> Parole includes Community Supervision, Interstate Out and Abscond.

<sup>2</sup> At the time this document was published, 1 youth had not been assessed.

## AGENCY PRIOR REFERRALS

The number of times a youth was involved in the juvenile justice system prior to commitment to AZDJC as of the last day of the month.

CATEGORY	SECURE CARE	PAROLE
1 to 3 Referrals	19	4
4 to 6 Referrals	44	6
7 to 9 Referrals	46	3
10 to 12 Referrals	36	7
13 or More Referrals	82	21
<b>TOTAL</b>	<b>227</b>	<b>41</b>

## AGENCY PRIOR ADJUDICATIONS

The number of times a youth was adjudicated delinquent prior to commitment to AZDJC as of the last day of the month.

CATEGORY	SECURE CARE	PAROLE
1 Adjudication	12	1
2 to 3 Adjudications	35	5
4 to 5 Adjudications	48	6
6 to 7 Adjudications	39	8
8 or More Adjudications	93	21
<b>TOTAL</b>	<b>227</b>	<b>41</b>

## AGENCY PRIOR COMMITMENT OFFENSES

The most serious offense committed by the youth prior to commitment to AZDJC as of the last day of the month.

CATEGORY	SECURE CARE	PAROLE
Property Offenses	59	12
Crimes Against Persons	64	13
Drug Offenses	21	6
Weapon Offenses	22	0
Public Order Offenses	25	2
Non-Delinquent Offenses	0	0
Other Offenses	36	8
<b>TOTAL</b>	<b>227</b>	<b>41</b>

## CLINICAL SERVICES

During the intake assessment, we identify and prescribe treatment to address criminogenic and non-criminogenic factors. Content represents the minimum treatment duration and number of youth prescribe treatment as of the last day of the month. Youth may be enrolled in more than one program.

CATEGORY	DURATION	YOUTH
Dialectical Behavior Therapy	6 Months	227
Seven Challenges	6 Months	147
Aggression Replacement Therapy	10 Weeks	205
Stages of Accomplishment <sup>(1)</sup>	6 Months	20
Sex Trafficking Awareness & Recovery <sup>(2)</sup>	11 Weeks	5

<sup>1</sup> Stages of Accomplishment – Individual formalized treatment.

<sup>2</sup> Sex Trafficking Awareness & Recovery – Prescribed for female youth only.

## EDUCATION SERVICES

Number of youth enrolled in all school programs as of the last day of the month. Youth may be enrolled in more than one program.

CATEGORY	SECURE CARE
Enrolled in School	208
Out to Court / Detention – Not Enrolled in School	19
Enrolled in Career Technical Education	74
Enrolled in IDEA / Section 504 (Special Education)	44
GED Certificates Awarded (FY 20)	8
High School Diplomas Awarded (FY 20)	0

## EDUCATION SERVICES WHILE ON PAROLE

Number of youth enrolled in school or work activities while on Parole as of the last day of the month. Youth may be enrolled in more than one program.

CATEGORY	PAROLE
Enrolled in School	29
GED Preparation	5
Post-Secondary School	1
Vocational Training	3
Employment	13

## HEALTH SERVICES

Number of health-related services provided to youth throughout the month.

CATEGORY	SECURE CARE
Hospital Admissions	0
Intake Medical / Dental Screenings	18
Medical Provider Visits	84
Dental Provider Visits	60
Nursing Contacts*	1
Mental Health (Psychiatric) Provider Visits	73

\*Contact includes sick calls, blood work, treatment and screenings.