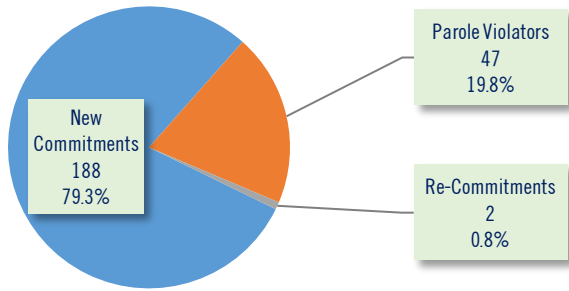


SECURE CARE COMMITMENT STATUS

Population by commitment status as of the last day of the month.



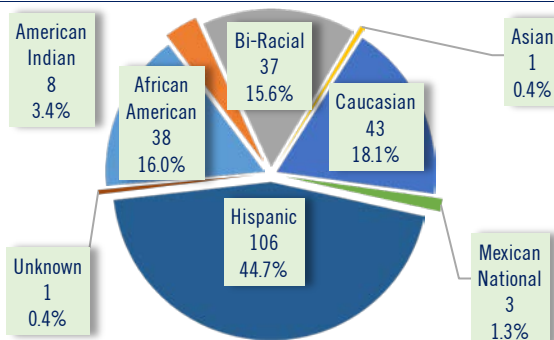
SECURE CARE COMMITTING COUNTY

Population as of the last day of the month.

COUNTY	MALE	FEMALE	TOTAL	PERCENT
Apache	0	1	1	0.4%
Cochise	7	1	8	3.4%
Coconino	2	0	2	0.8%
Gila	4	0	4	1.7%
Graham	4	0	4	1.7%
Greenlee	2	0	2	0.8%
La Paz	0	0	0	0.0%
Maricopa	129	9	138	58.2%
Mohave	18	3	21	8.9%
Navajo	2	0	2	0.8%
Pima	15	0	15	6.3%
Pinal	5	0	5	2.1%
Santa Cruz	5	1	6	2.5%
Yavapai	11	1	12	5.1%
Yuma	14	3	17	7.2%
TOTAL	218	19	237	100%

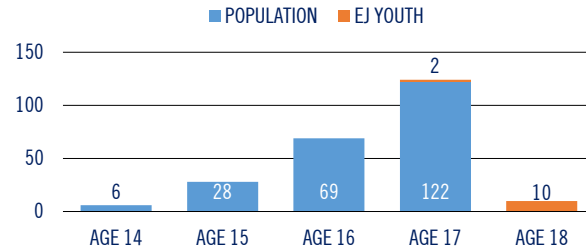
SECURE CARE ETHNIC DISTRIBUTION

Population as of the last day of the month.



SECURE CARE AGE DISTRIBUTION

HB 2356 (Extended Jurisdiction) requires juvenile courts to retain jurisdiction over a juvenile who is at least 17 years old and who has been adjudicated delinquent, until the person reaches 19 years old. This requires the court to order continued services until the juvenile reaches 19 years old or services are terminated by the court. Content represents population as of the last day of the month, highlighting our Extended Jurisdiction (EJ) youth.



LENGTH OF STAY

Since July 1, 2019 (FY 2020), AZDJC released 91 youth from its population, who served an average of 8.6 months.

CATEGORY	6 MONTHS OR LESS	6 TO 12 MONTHS	12 MONTHS OR GREATER
Released to Parole	7	28	8
Aged Out (18-19)	16	16	9
Transfer to Adult	2	2	3
ICE Discharge	0	0	0
Recalled by Court	0	0	0
TOTAL	25	46	20

RECIDIVISM RATES

Represents youth identified by the year they were released, who returned to custody with AZDJC or ADC following their release from Secure Care.

LENGTH OF FOLLOW-UP	NEW OFFENSES & TECHNICAL VIOLATIONS	NEW OFFENSES	SEXUAL OFFENSES
2017 Releases (12 Months)	34.6%	23.4%	0.0%
2016 Releases (24 Months)	42.0%	29.5%	1.9%
2015 Releases (36 Months)	49.8%	41.7%	0.0%

RESTORATIVE JUSTICE

Represents services provided to victims and restitution collected from youth. As of July 1, 2019, 68 Victims (28.7%) are registered.

CATEGORY	THIS MONTH	FY 20 (YTD)
Victims Registered	0	5
Victim Notifications	40	214
Victim Notification of Release	4	17
Victim Services Provided	94	1,010
Victim Restitution Collected	\$463.98	\$2,714.06

ARIZONA DEPARTMENT OF JUVENILE CORRECTIONS

JUST THE FACTS

Our Vision is to be a nationally recognized leader that advances public safety through the rehabilitation of seriously delinquent youth.

NOVEMBER 2019

DOUGLAS A. DUCEY
GOVERNOR

JEFF HOOD
DIRECTOR

ARIZONA DEPARTMENT
OF JUVENILE CORRECTIONS
1624 West Adams Street
Phoenix, Arizona 85007
www.azdjic.gov

This publication provides preliminary data. Please refer to our online reports for the most current statistics. Thank you.

Published December 9, 2019

AGENCY CENSUS

Population as of the last day of the month.

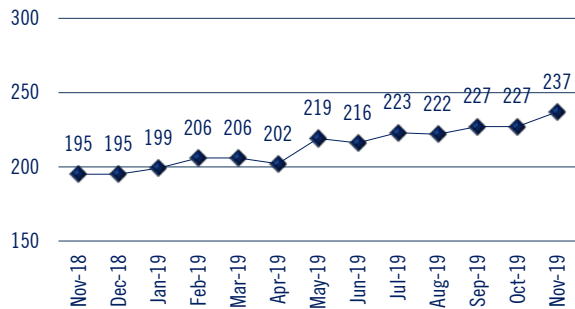
CATEGORY	MALE	FEMALE	TOTAL
Secure Care	218 (10*)	19 (2*)	237
Parole – Community Supervision	38 (2*)	3	41
Parole – Interstate In	59	14	73
Parole – Interstate Out	0	0	0
Parole – Abscond/Warrant Status	13	0	13
Probation – Interstate Out	45	13	58
TOTAL	373	49	422

* AZDJC currently supervises 14 Extended Jurisdiction youth. Twelve youth are in Secure Care (10 male / 2 female), and two male youth are on Parole.

Dually involved (Department of Child Safety) youth represent 48 (16.5%) of our Secure Care and Parole (Community Supervision, Interstate Out and Abscond) populations.

SECURE CARE POPULATION TREND

Content represents a thirteen-month population trend as of the last day of the month. Data reflects a 21.5% increase since November 30, 2018.



SECURE CARE POPULATION DETAIL

Population admissions and releases during the month.

POPULATION AS OF OCTOBER 31, 2019			
	227		
ADMISSIONS	MALE	FEMALE	TOTAL
New Commitment	15	3	18
Parole Violator	8	0	8
Re-Commitment	0	0	0
TOTAL	23	3	26
RELEASES	MALE	FEMALE	TOTAL
Released to Parole	9	1	10
Aged Out (18-19)	1	5	6
Convicted as an Adult	0	0	0
ICE Discharge	0	0	0
TOTAL	10	6	16
POPULATION AS OF NOVEMBER 30, 2019			
	237		

AGENCY RISK LEVELS

Population risk to recidivate based upon the Arizona Juvenile Assessment System (AZYAS) Assessment Tool as of the last day of the month.

CATEGORY	SECURE CARE	PAROLE ⁽¹⁾
Low Risk	27 11.6%	8 19.5%
Medium Risk	100 43.1%	19 46.3%
High Risk	105 45.3%	14 34.2%
TOTAL	232 100%	41 100%

¹ Parole includes Community Supervision, Interstate Out and Abscond.

² At the time this document was published, 5 youth had not been assessed.

AGENCY PRIOR REFERRALS

The number of times a youth was involved in the juvenile justice system prior to commitment to AZDJC as of the last day of the month.

CATEGORY	SECURE CARE	PAROLE
1 to 3 Referrals	21	3
4 to 6 Referrals	40	9
7 to 9 Referrals	50	2
10 to 12 Referrals	37	7
13 or More Referrals	89	20
TOTAL	237	41

AGENCY PRIOR ADJUDICATIONS

The number of times a youth was adjudicated delinquent prior to commitment to AZDJC as of the last day of the month.

CATEGORY	SECURE CARE	PAROLE
1 Adjudication	13	1
2 to 3 Adjudications	36	4
4 to 5 Adjudications	48	7
6 to 7 Adjudications	42	5
8 or More Adjudications	98	24
TOTAL	237	41

AGENCY PRIOR COMMITMENT OFFENSES

The most serious offense committed by the youth prior to commitment to AZDJC as of the last day of the month.

CATEGORY	SECURE CARE	PAROLE
Property Offenses	60	13
Crimes Against Persons	66	9
Drug Offenses	22	6
Weapon Offenses	22	0
Public Order Offenses	26	4
Non-Delinquent Offenses	0	0
Other Offenses	41	9
TOTAL	237	41

CLINICAL SERVICES

During the intake assessment, we identify and prescribe treatment to address criminogenic and non-criminogenic factors. Content represents the minimum treatment duration and number of youth prescribe treatment as of the last day of the month. Youth may be enrolled in more than one program.

CATEGORY	DURATION	YOUTH
Dialectical Behavior Therapy	6 Months	231
Seven Challenges	6 Months	149
Aggression Replacement Therapy	10 Weeks	207
Stages of Accomplishment ⁽¹⁾	6 Months	21
Sex Trafficking Awareness & Recovery ⁽²⁾	11 Weeks	5

¹ Stages of Accomplishment – Individual formalized treatment.

² Sex Trafficking Awareness & Recovery – Prescribed for female youth only.

EDUCATION SERVICES

Number of youth enrolled in all school programs as of the last day of the month. Youth may be enrolled in more than one program.

CATEGORY	SECURE CARE
Enrolled in School	196
Out to Court / Detention – Not Enrolled in School	41
Enrolled in Career Technical Education	55
Enrolled in IDEA / Section 504 (Special Education)	47
GED Certificates Awarded (FY 20)	28
High School Diplomas Awarded (FY 20)	0

EDUCATION SERVICES WHILE ON PAROLE

Number of youth enrolled in school or work activities while on Parole as of the last day of the month. Youth may be enrolled in more than one program.

CATEGORY	PAROLE
Enrolled in School	26
GED Preparation	5
Post-Secondary School	1
Vocational Training	3
Employment	13

HEALTH SERVICES

Number of health-related services provided to youth throughout the month.

CATEGORY	SECURE CARE
Hospital Admissions	0
Intake Medical / Dental Screenings	26
Medical Provider Visits	90
Dental Provider Visits	47
Nursing Contacts*	1,217
Mental Health (Psychiatric) Provider Visits	78

*Contact includes sick calls, blood work, treatment and screenings.