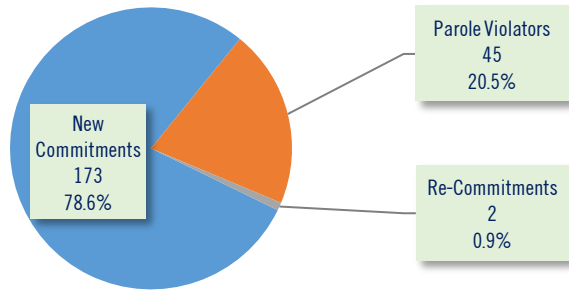


SECURE CARE COMMITMENT STATUS

Population by commitment status as of the last day of the month.



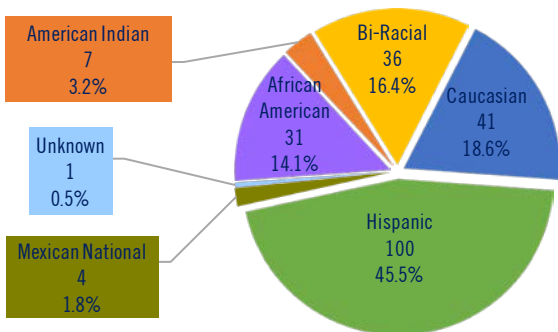
SECURE CARE COMMITTING COUNTY

Population as of the last day of the month.

COUNTY	MALE	FEMALE	TOTAL	PERCENT
Apache	0	1	1	0.5%
Cochise	6	1	7	3.2%
Coconino	2	0	2	0.9%
Gila	4	0	4	1.8%
Graham	3	0	3	1.4%
Greenlee	2	0	2	0.9%
La Paz	0	0	0	0.0%
Maricopa	119	9	128	58.2%
Mohave	16	2	18	8.2%
Navajo	2	0	2	0.9%
Pima	14	0	14	6.4%
Pinal	4	0	4	1.8%
Santa Cruz	4	1	5	2.3%
Yavapai	10	2	12	5.5%
Yuma	14	4	18	8.2%
TOTAL	200	20	220	100%

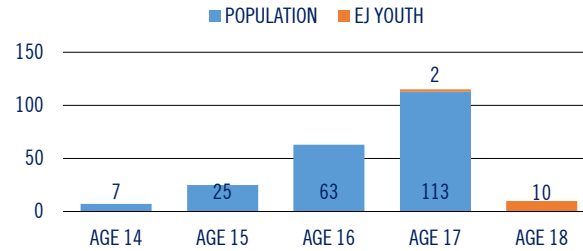
SECURE CARE ETHNIC DISTRIBUTION

Population as of the last day of the month.



SECURE CARE AGE DISTRIBUTION

A.R.S. 8-202 requires juvenile courts to retain jurisdiction over a juvenile who is at least 17 years old and who has been adjudicated delinquent, until the person reaches 19 years old. This requires the court to order continued services until the juvenile reaches 19 years old or services are terminated by the court. Content represents population as of the last day of the month, highlighting our Extended Jurisdiction (EJ) youth.



LENGTH OF STAY

Since July 1, 2019 (FY 2020), AZDJC released 155 youth from its population, who served an average of 8.7 months.

CATEGORY	6 MONTHS OR LESS	6 TO 12 MONTHS	12 MONTHS OR GREATER
Released to Parole	10	45	17
Aged Out (18-19)	25	27	18
Transfer to Adult	5	4	4
ICE Discharge	0	0	0
Recalled by Court	0	0	0
TOTAL	40	76	39

RECIDIVISM RATES

Represents youth identified by the year they were released, who returned to custody with AZDJC or ADC following their release from Secure Care.

LENGTH OF FOLLOW-UP	NEW OFFENSES & TECHNICAL VIOLATIONS	NEW OFFENSES	SEXUAL OFFENSES
2017 Releases (12 Months)	34.6%	23.4%	0.0%
2016 Releases (24 Months)	42.0%	29.5%	1.9%
2015 Releases (36 Months)	49.8%	41.7%	0.0%

RESTORATIVE JUSTICE

Represents services provided to victims and restitution collected from youth. As of July 1, 2019, 69 (31.4%) victims are registered.

CATEGORY	THIS MONTH	FY 20 (YTD)
Victims Registered	0	69
Victim Notifications	55	315
Victim Notification of Release	2	19
Victim Services Provided	190	1,324
Victim Restitution Collected	\$506.34	\$3,734.72

ARIZONA DEPARTMENT OF JUVENILE CORRECTIONS

JUST THE FACTS

Our Vision is to be a nationally recognized leader that advances public safety through the rehabilitation of seriously delinquent youth.

JANUARY 2020

DOUGLAS A. DUCEY
GOVERNOR

JEFF HOOD
DIRECTOR

ARIZONA DEPARTMENT
OF JUVENILE CORRECTIONS
1624 West Adams Street
Phoenix, Arizona 85007
www.azdjc.gov

This publication provides preliminary data. Please refer to our online reports for the most current statistics. Thank you.

Published February 5, 2020

AGENCY CENSUS

Population as of the last day of the month.

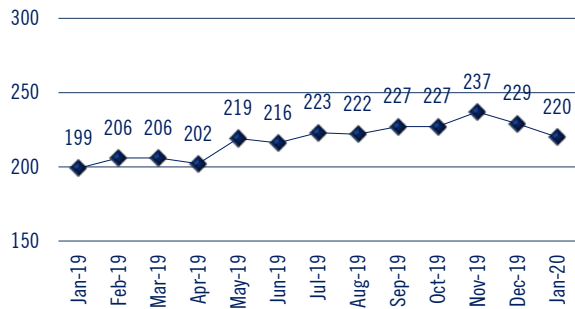
CATEGORY	MALE	FEMALE	TOTAL
Secure Care	200	20	220
Parole – Community Supervision	30	3	33
Parole – Interstate In	64	14	78
Parole – Interstate Out	2	0	2
Parole – Abscond/Warrant Status	8	1	9
Probation – Interstate Out	48	14	62
TOTAL	352	52	404

AZDJC currently supervises 13 Extended Jurisdiction youth. Twelve youth are in Secure Care (9 male / 3 female), and one male youth is on Parole.

Dually involved (Department of Child Safety) youth represent 50 (19%) of our Secure Care and Parole (Community Supervision, Interstate Out and Abscond) populations.

SECURE CARE POPULATION TREND

Content represents a thirteen-month population trend as of the last day of the month. Data reflects a 10.6% increase since January 31, 2019.



SECURE CARE POPULATION DETAIL

Population admissions and releases during the month.

POPULATION AS OF DECEMBER 31, 2019				229
ADMISSIONS	MALE	FEMALE	TOTAL	
New Commitment	8	1	9	
Parole Violator	10	1	11	
Re-Commitment	0	0	0	
TOTAL	18	2	20	
RELEASES	MALE	FEMALE	TOTAL	
Released to Parole	9	1	10	
Aged Out (18-19)	15	1	16	
Convicted as an Adult	3	0	3	
ICE Discharge	0	0	0	
TOTAL	27	2	29	
POPULATION AS OF JANUARY 31, 2020				220

AGENCY RISK LEVELS

Population risk to recidivate based upon the Arizona Juvenile Assessment System (AZYAS) Assessment Tool as of the last day of the month.

CATEGORY	SECURE CARE	PAROLE ⁽¹⁾
Low Risk	31 14.2%	7 15.9%
Medium Risk	94 43.1%	19 43.2%
High Risk	93 42.7%	18 40.9%
TOTAL	218 100%	44 100%

¹ Parole includes Community Supervision, Interstate Out and Abscond.

² At the time this document was published, 2 youth had not been assessed.

AGENCY PRIOR REFERRALS

The number of times a youth was involved in the juvenile justice system prior to commitment to AZDJC as of the last day of the month.

CATEGORY	SECURE CARE	PAROLE
1 to 3 Referrals	25	4
4 to 6 Referrals	41	11
7 to 9 Referrals	45	6
10 to 12 Referrals	31	7
13 or More Referrals	78	16
TOTAL	220	44

AGENCY PRIOR ADJUDICATIONS

The number of times a youth was adjudicated delinquent prior to commitment to AZDJC as of the last day of the month.

CATEGORY	SECURE CARE	PAROLE
1 Adjudication	12	2
2 to 3 Adjudications	40	7
4 to 5 Adjudications	49	4
6 to 7 Adjudications	37	7
8 or More Adjudications	82	24
TOTAL	220	44

AGENCY PRIOR COMMITMENT OFFENSES

The most serious offense committed by the youth prior to commitment to AZDJC as of the last day of the month.

CATEGORY	SECURE CARE	PAROLE
Crimes Against Persons	63	16
Property Offenses	50	8
Other Offenses	38	8
Public Order Offenses	29	3
Drug Offenses	21	6
Weapon Offenses	19	3
Non-Delinquent Offenses	0	0
TOTAL	220	44

CLINICAL SERVICES

During the intake assessment, we identify and prescribe treatment to address criminogenic and non-criminogenic factors. Content represents the minimum treatment duration and number of youth prescribe treatment as of the last day of the month. Youth may be enrolled in more than one program.

CATEGORY	DURATION	YOUTH
Dialectical Behavior Therapy	6 Months	215
Seven Challenges	6 Months	141
Aggression Replacement Therapy	10 Weeks	187
Stages of Accomplishment ⁽¹⁾	6 Months	18
Sex Trafficking Awareness & Recovery ⁽²⁾	11 Weeks	2

¹ Stages of Accomplishment – Individual formalized treatment.

² Sex Trafficking Awareness & Recovery – Prescribed for female youth only.

EDUCATION SERVICES

Number of youth enrolled in all school programs as of the last day of the month. Youth may be enrolled in more than one program.

CATEGORY	SECURE CARE
Enrolled in School	190
Out to Court / Detention – Not Enrolled in School	30
Enrolled in Career Technical Education	86
Enrolled in IDEA / Section 504 (Special Education)	47
GED Certificates Awarded (FY 20)	46
High School Diplomas Awarded (FY 20)	0

EDUCATION SERVICES WHILE ON PAROLE

Number of youth enrolled in school or work activities while on Parole as of the last day of the month. Youth may be enrolled in more than one program.

CATEGORY	PAROLE
Enrolled in School	39
GED Preparation	6
Post-Secondary School	2
Vocational Training	1
Employment	8

HEALTH SERVICES

Number of health-related services provided to youth throughout the month.

CATEGORY	SECURE CARE
Hospital Admissions	0
Intake Medical / Dental Screenings	22
Medical Provider Visits	62
Dental Provider Visits	54
Nursing Contacts*	1,044
Mental Health (Psychiatric) Provider Visits	79

*Contact includes sick calls, blood work, treatment and screenings.