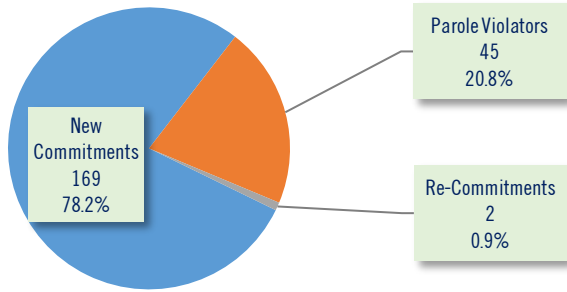


SECURE CARE COMMITMENT STATUS

Population by commitment status as of the last day of the month.



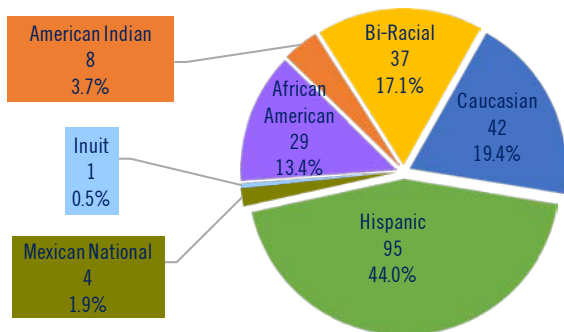
SECURE CARE COMMITTING COUNTY

Population as of the last day of the month.

COUNTY	MALE	FEMALE	TOTAL	PERCENT
Apache	0	1	1	0.5%
Cochise	5	1	6	2.8%
Coconino	1	0	1	0.5%
Gila	3	0	3	1.4%
Graham	4	0	4	1.9%
Greenlee	2	0	2	0.9%
La Paz	0	0	0	0.0%
Maricopa	116	7	123	56.9%
Mohave	16	2	18	8.3%
Navajo	2	0	2	0.9%
Pima	15	0	15	6.9%
Pinal	4	0	4	1.9%
Santa Cruz	4	1	5	2.3%
Yavapai	11	2	13	6.0%
Yuma	15	4	19	8.8%
TOTAL	198	18	216	100%

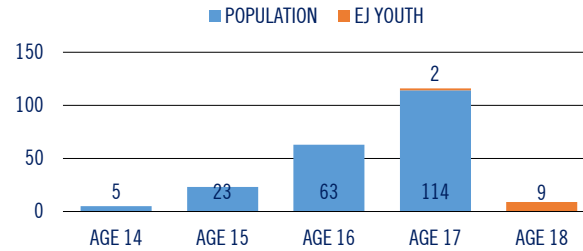
SECURE CARE ETHNIC DISTRIBUTION

Population as of the last day of the month.



SECURE CARE AGE DISTRIBUTION

ARS. 8-202 requires juvenile courts to retain jurisdiction over a juvenile who is at least 17 years old and who has been adjudicated delinquent, until the person reaches 19 years old. This requires the court to order continued services until the juvenile reaches 19 years old or services are terminated by the court. Content represents population as of the last day of the month, highlighting our Extended Jurisdiction (EJ) youth.



LENGTH OF STAY

Since July 1, 2019 (FY 2020), AZDJC released 173 youth from its population, who served an average of 9.1 months.

CATEGORY	6 MONTHS OR LESS	6 TO 12 MONTHS	12 MONTHS OR GREATER
Released to Parole	13	47	19
Aged Out (18-19)	31	31	19
Transfer to Adult	5	4	4
ICE Discharge	0	0	0
Recalled by Court	0	0	0
TOTAL	49	82	42

RECIDIVISM RATES

Represents youth identified by the year they were released, who returned to custody with AZDJC or ADC following their release from Secure Care.

LENGTH OF FOLLOW-UP	NEW OFFENSES & TECHNICAL VIOLATIONS	NEW OFFENSES	SEXUAL OFFENSES
2017 Releases (12 Months)	34.6%	23.4%	0.0%
2016 Releases (24 Months)	42.0%	29.5%	1.9%
2015 Releases (36 Months)	49.8%	41.7%	0.0%

RESTORATIVE JUSTICE

Represents services provided to victims and restitution collected from youth. As of July 1, 2019, 64 (29.6%) victims are registered.

CATEGORY	THIS MONTH	FY 20 (YTD)
Victims Registered	0	64
Victim Notifications	45	360
Victim Notification of Release	1	20
Victim Services Provided	127	1,451
Victim Restitution Collected	\$497.92	\$4,232.64

ARIZONA DEPARTMENT OF JUVENILE CORRECTIONS

JUST THE FACTS

Our Vision is to be a nationally recognized leader that advances public safety through the rehabilitation of seriously delinquent youth.

FEBRUARY 2020

DOUGLAS A. DUCEY
GOVERNOR

JEFF HOOD
DIRECTOR

ARIZONA DEPARTMENT
OF JUVENILE CORRECTIONS
1624 West Adams Street
Phoenix, Arizona 85007
www.azdjc.gov

This publication provides preliminary data. Please refer to our online reports for the most current statistics. Thank you.

Published March 10, 2020

AGENCY CENSUS

Population as of the last day of the month.

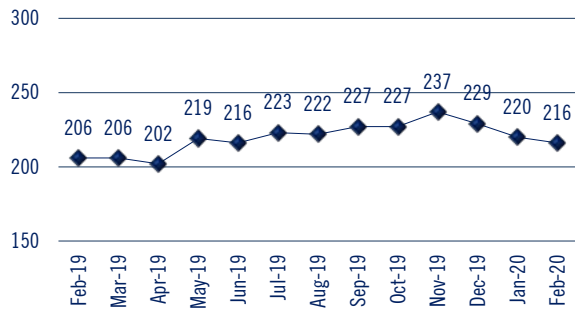
CATEGORY	MALE	FEMALE	TOTAL
Secure Care	198	18	216
Parole – Community Supervision	39	4	43
Parole – Interstate In	65	12	77
Parole – Interstate Out	0	0	0
Parole – Abscond/Warrant Status	6	1	7
Probation – Interstate Out	63	13	76
TOTAL	371	48	419

AZDJC currently supervises 13 Extended Jurisdiction youth. Eleven youth are in Secure Care (8 male / 3 female), and two male youth are on Parole.

Dually involved (Department of Child Safety) youth represent 44 (16.5%) of our Secure Care and Parole (Community Supervision, Interstate Out and Abscond) populations.

SECURE CARE POPULATION TREND

Content represents a thirteen-month population trend as of the last day of the month. Data reflects a 4.9% increase since February 28, 2019.



SECURE CARE POPULATION DETAIL

Population admissions and releases during the month.

POPULATION AS OF JANUARY 31, 2019			
ADMISSIONS	MALE	FEMALE	TOTAL
New Commitment	12	1	13
Parole Violator	1	0	1
Re-Commitment	0	0	0
TOTAL	13	1	14
RELEASES			
MALE	FEMALE	TOTAL	
Released to Parole	6	1	7
Aged Out (18-19)	9	2	11
Convicted as an Adult	0	0	0
ICE Discharge	0	0	0
TOTAL	15	3	18
POPULATION AS OF FEBRUARY 29, 2020			
			216

AGENCY RISK LEVELS

Population risk to recidivate based upon the Arizona Juvenile Assessment System (AZYAS) Assessment Tool as of the last day of the month.

CATEGORY	SECURE CARE		PAROLE ⁽¹⁾	
Low Risk	32	15.0%	9	18.0%
Medium Risk	89	41.6%	22	44.0%
High Risk	93	43.5%	19	38.0%
TOTAL	214 ⁽²⁾	100%	50	100%

¹ Parole includes Community Supervision, Interstate Out and Abscond.

² At the time this document was published, 2 youth had not been assessed.

AGENCY PRIOR REFERRALS

The number of times a youth was involved in the juvenile justice system prior to commitment to AZDJC as of the last day of the month.

CATEGORY	SECURE CARE	PAROLE
1 to 3 Referrals	24	5
4 to 6 Referrals	39	13
7 to 9 Referrals	44	7
10 to 12 Referrals	33	8
13 or More Referrals	76	17
TOTAL	216	50

AGENCY PRIOR ADJUDICATIONS

The number of times a youth was adjudicated delinquent prior to commitment to AZDJC as of the last day of the month.

CATEGORY	SECURE CARE	PAROLE
1 Adjudication	11	3
2 to 3 Adjudications	37	8
4 to 5 Adjudications	48	7
6 to 7 Adjudications	34	8
8 or More Adjudications	86	24
TOTAL	216	50

AGENCY PRIOR COMMITMENT OFFENSES

The most serious offense committed by the youth prior to commitment to AZDJC as of the last day of the month.

CATEGORY	SECURE CARE	PAROLE
Crimes Against Persons	57	18
Property Offenses	45	12
Other Offenses	38	9
Public Order Offenses	31	3
Drug Offenses	25	5
Weapon Offenses	20	3
Non-Delinquent Offenses	0	0
TOTAL	216	50

CLINICAL SERVICES

During the intake assessment, we identify and prescribe treatment to address criminogenic and non-criminogenic factors. Content represents the minimum treatment duration and number of youth prescribe treatment as of the last day of the month. Youth may be enrolled in more than one program.

CATEGORY	DURATION	YOUTH
Dialectical Behavior Therapy	6 Months	213
Seven Challenges	6 Months	135
Aggression Replacement Therapy	10 Weeks	177
Stages of Accomplishment ⁽¹⁾	6 Months	16
Sex Trafficking Awareness & Recovery ⁽²⁾	11 Weeks	2

¹ Stages of Accomplishment – Individual formalized treatment.

² Sex Trafficking Awareness & Recovery – Prescribed for female youth only.

EDUCATION SERVICES

Number of youth enrolled in all school programs as of the last day of the month. Youth may be enrolled in more than one program.

CATEGORY	SECURE CARE
Enrolled in School	198
Out to Court / Detention – Not Enrolled in School	18
Enrolled in Career Technical Education	113
Enrolled in IDEA / Section 504 (Special Education)	51
GED Certificates Awarded (FY 20)	50
High School Diplomas Awarded (FY 20)	0

EDUCATION SERVICES WHILE ON PAROLE

Number of youth enrolled in school or work activities while on Parole as of the last day of the month. Youth may be enrolled in more than one program.

CATEGORY	PAROLE
Enrolled in School	28
GED Preparation	5
Post-Secondary School	1
Vocational Training	0
Employment	6

HEALTH SERVICES

Number of health-related services provided to youth throughout the month.

CATEGORY	SECURE CARE
Hospital Admissions	0
Intake Medical / Dental Screenings	15
Medical Provider Visits	63
Dental Provider Visits	57
Nursing Contacts*	1,035
Mental Health (Psychiatric) Provider Visits	71

*Contact includes sick calls, blood work, treatment and screenings.