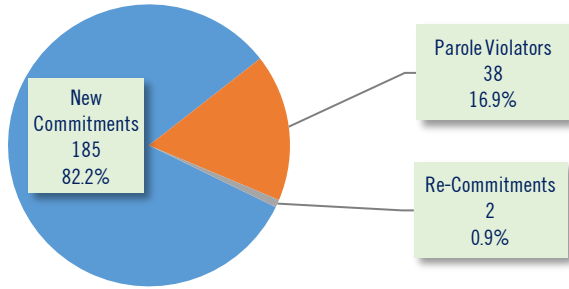


## SECURE CARE COMMITMENT STATUS

Population by commitment status as of the last day of the month.



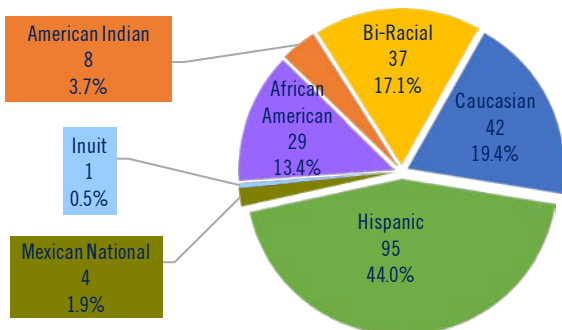
## SECURE CARE COMMITTING COUNTY

Population as of the last day of the month.

COUNTY	MALE	FEMALE	TOTAL	PERCENT
Apache	0	1	1	0.4%
Cochise	5	1	6	2.7%
Coconino	0	0	0	0.0%
Gila	3	0	3	1.3%
Graham	6	0	6	2.7%
Greenlee	2	0	2	0.9%
La Paz	0	0	0	0.0%
Maricopa	120	9	129	57.3%
Mohave	16	2	18	8.0%
Navajo	2	0	2	0.9%
Pima	15	0	15	6.7%
Pinal	4	0	4	1.8%
Santa Cruz	3	1	4	1.8%
Yavapai	11	1	12	5.3%
Yuma	18	5	23	10.2%
<b>TOTAL</b>	<b>205</b>	<b>20</b>	<b>225</b>	<b>100.0%</b>

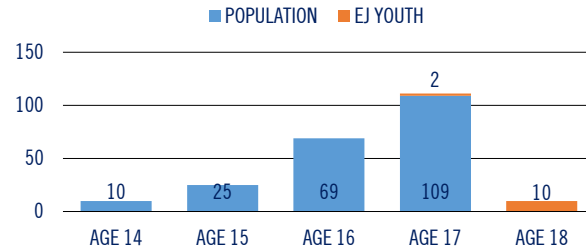
## SECURE CARE ETHNIC DISTRIBUTION

Population as of the last day of the month.



## SECURE CARE AGE DISTRIBUTION

A.R.S. 8-202 requires juvenile courts to retain jurisdiction over a juvenile who is at least 17 years old and who has been adjudicated delinquent, until the person reaches 19 years old. This requires the court to order continued services until the juvenile reaches 19 years old or services are terminated by the court. Content represents population as of the last day of the month, highlighting our Extended Jurisdiction (EJ) youth.



## LENGTH OF STAY

Since July 1, 2019 (FY 2020), AZDJC released 203 youth from its population, who served an average of 9.2 months.

CATEGORY	6 MONTHS OR LESS	6 TO 12 MONTHS	12 MONTHS OR GREATER
Released to Parole	7	57	23
Aged Out (18-19)	30	45	25
Transfer to Adult	6	5	5
ICE Discharge	0	0	0
Recalled by Court	0	0	0
<b>TOTAL</b>	<b>43</b>	<b>107</b>	<b>53</b>

## RECIDIVISM RATES

Represents youth identified by the year they were released, who returned to custody with AZDJC or ADC following their release from Secure Care.

LENGTH OF FOLLOW-UP	NEW OFFENSES & TECHNICAL VIOLATIONS	NEW OFFENSES	SEXUAL OFFENSES
2017 Releases (12 Months)	34.6%	23.4%	0.0%
2016 Releases (24 Months)	42.0%	29.5%	1.9%
2015 Releases (36 Months)	49.8%	41.7%	0.0%

## RESTORATIVE JUSTICE

Represents services provided to victims and restitution collected from youth. As of July 1, 2019, 62 (27.6%) victims are registered.

CATEGORY	THIS MONTH	FY 20 (YTD)
Victims Registered	1	62
Victim Notifications	26	386
Victim Notification of Release	2	22
Victim Services Provided	151	1,602
Victim Restitution Collected	\$384.00	\$4,580.64

ARIZONA DEPARTMENT OF JUVENILE CORRECTIONS

# JUST THE FACTS

Our Vision is to be a nationally recognized leader that advances public safety through the rehabilitation of seriously delinquent youth.

## MARCH 2020

DOUGLAS A. DUCEY  
GOVERNOR

JEFF HOOD  
DIRECTOR

ARIZONA DEPARTMENT  
OF JUVENILE CORRECTIONS  
1624 West Adams Street  
Phoenix, Arizona 85007  
[www.azdjic.gov](http://www.azdjic.gov)

This publication provides preliminary data. Please refer to our online reports for the most current statistics. Thank you.

Published April 10, 2020

## AGENCY CENSUS

Population as of the last day of the month.

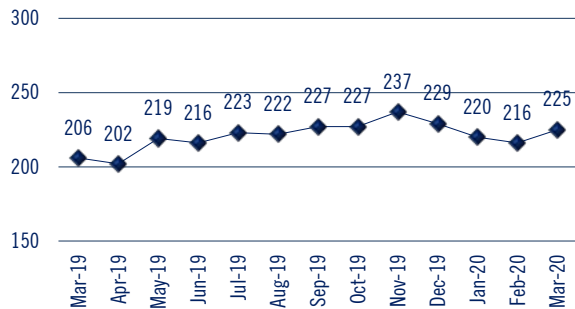
CATEGORY	MALE	FEMALE	TOTAL
Secure Care	205	20	225
Parole – Community Supervision	33	3	36
Parole – Interstate In	66	10	76
Parole – Interstate Out	0	0	0
Parole – Abscond/Warrant Status	7	1	8
Probation – Interstate Out	44	16	60
<b>TOTAL</b>	<b>355</b>	<b>50</b>	<b>405</b>

AZDJC currently supervises 13 Extended Jurisdiction youth. Twelve youth are in Secure Care (9 male / 3 female), and one male youth is on Parole.

Dually involved (Department of Child Safety) youth represent 46 (17.1%) of our Secure Care and Parole (Community Supervision, Interstate Out and Abscond) populations.

## SECURE CARE POPULATION TREND

Content represents a thirteen-month population trend as of the last day of the month. Data reflects a 9.2% increase since March 31, 2019.



## SECURE CARE POPULATION DETAIL

Population admissions and releases during the month.

POPULATION AS OF FEBRUARY 28, 2019			
			216
ADMISSIONS	MALE	FEMALE	TOTAL
New Commitment	25	3	28
Parole Violator	12	0	12
Re-Commitment	0	0	0
<b>TOTAL</b>	<b>37</b>	<b>3</b>	<b>40</b>
RELEASES	MALE	FEMALE	TOTAL
Released to Parole	9	0	9
Aged Out (18-19)	18	1	19
Convicted as an Adult	3	0	3
ICE Discharge	0	0	0
<b>TOTAL</b>	<b>30</b>	<b>1</b>	<b>31</b>
POPULATION AS OF MARCH 31, 2020			
			225

## AGENCY RISK LEVELS

Population risk to recidivate based upon the Arizona Juvenile Assessment System (AZYAS) Assessment Tool as of the last day of the month.

CATEGORY	SECURE CARE		PAROLE <sup>(1)</sup>	
Low Risk	30	13.5%	8	18.2%
Medium Risk	93	41.7%	19	43.2%
High Risk	100	44.8%	17	38.6%
<b>TOTAL</b>	<b>223 <sup>(2)</sup></b>	<b>100%</b>	<b>44</b>	<b>100%</b>

<sup>1</sup> Parole includes Community Supervision, Interstate Out and Abscond.

<sup>2</sup> At the time this document was published, 2 youth had not been assessed.

## AGENCY PRIOR REFERRALS

The number of times a youth was involved in the juvenile justice system prior to commitment to AZDJC as of the last day of the month.

CATEGORY	SECURE CARE	PAROLE
1 to 3 Referrals	24	7
4 to 6 Referrals	42	6
7 to 9 Referrals	43	10
10 to 12 Referrals	38	8
13 or More Referrals	78	13
<b>TOTAL</b>	<b>225</b>	<b>44</b>

## AGENCY PRIOR ADJUDICATIONS

The number of times a youth was adjudicated delinquent prior to commitment to AZDJC as of the last day of the month.

CATEGORY	SECURE CARE	PAROLE
1 Adjudication	12	4
2 to 3 Adjudications	37	6
4 to 5 Adjudications	51	7
6 to 7 Adjudications	37	7
8 or More Adjudications	88	20
<b>TOTAL</b>	<b>225</b>	<b>44</b>

## AGENCY PRIOR COMMITMENT OFFENSES

The most serious offense committed by the youth prior to commitment to AZDJC as of the last day of the month.

CATEGORY	SECURE CARE	PAROLE
Crimes Against Persons	61	13
Property Offenses	59	11
Other Offenses	30	8
Public Order Offenses	28	5
Drug Offenses	27	4
Weapon Offenses	20	3
Non-Delinquent Offenses	0	0
<b>TOTAL</b>	<b>225</b>	<b>44</b>

## CLINICAL SERVICES

During the intake assessment, we identify and prescribe treatment to address criminogenic and non-criminogenic factors. Content represents the minimum treatment duration and number of youth prescribe treatment as of the last day of the month. Youth may be enrolled in more than one program.

CATEGORY	DURATION	YOUTH
Dialectical Behavior Therapy	6 Months	225
Seven Challenges	6 Months	146
Aggression Replacement Therapy	10 Weeks	183
Stages of Accomplishment <sup>(1)</sup>	6 Months	16
Sex Trafficking Awareness & Recovery <sup>(2)</sup>	11 Weeks	4

<sup>1</sup> Stages of Accomplishment – Individual formalized treatment.

<sup>2</sup> Sex Trafficking Awareness & Recovery – Prescribed for female youth only.

## EDUCATION SERVICES

Number of youth enrolled in all school programs as of the last day of the month. Youth may be enrolled in more than one program.

CATEGORY	SECURE CARE
Enrolled in School	202
Out to Court / Detention – Not Enrolled in School	23
Enrolled in Career Technical Education	117
Enrolled in IDEA / Section 504 (Special Education)	57
GED Certificates Awarded (FY 20)	51
High School Diplomas Awarded (FY 20)	1

## EDUCATION SERVICES WHILE ON PAROLE

Number of youth enrolled in school or work activities while on Parole as of the last day of the month. Youth may be enrolled in more than one program.

CATEGORY	PAROLE
Enrolled in School	29
GED Preparation	6
Post-Secondary School	1
Vocational Training	2
Employment	6

## HEALTH SERVICES

Number of health-related services provided to youth throughout the month.

CATEGORY	SECURE CARE
Hospital Admissions	0
Intake Medical / Dental Screenings	31
Medical Provider Visits	72
Dental Provider Visits	72
Nursing Contacts*	734
Mental Health (Psychiatric) Provider Visits	68

\*Contact includes sick calls, blood work, treatment and screenings.