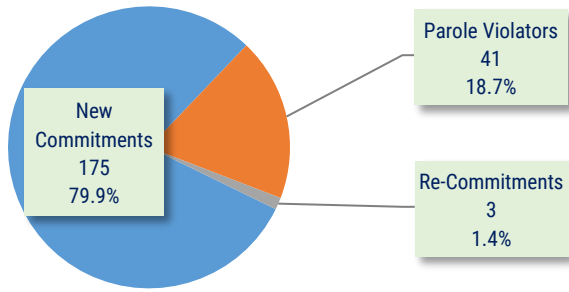


## SECURE CARE COMMITMENT STATUS

Population by commitment status as of the last day of the month.



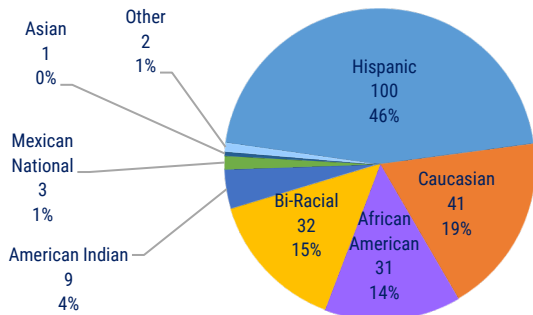
## SECURE CARE COMMITTING COUNTY

Population as of the last day of the month.

COUNTY	MALE	FEMALE	TOTAL	PERCENT
Apache	0	1	1	0.5%
Cochise	4	1	5	2.3%
Coconino	0	0	0	0.0%
Gila	5	0	5	2.3%
Graham	6	0	6	2.7%
Greenlee	2	0	2	0.9%
La Paz	0	0	0	0.0%
Maricopa	121	7	128	58.4%
Mohave	15	0	15	6.8%
Navajo	1	0	1	0.5%
Pima	16	0	16	7.3%
Pinal	6	0	6	2.7%
Santa Cruz	2	1	3	1.4%
Yavapai	6	0	6	2.7%
Yuma	18	7	25	11.4%
<b>TOTAL</b>	<b>202</b>	<b>17</b>	<b>219</b>	<b>100%</b>

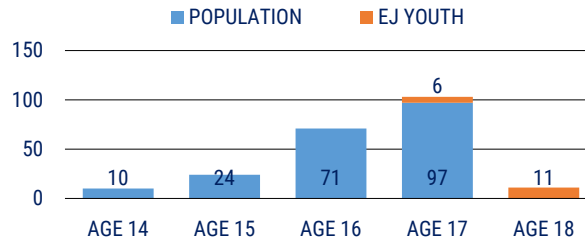
## SECURE CARE ETHNIC DISTRIBUTION

Population as of the last day of the month.



## SECURE CARE AGE DISTRIBUTION

A.R.S. 8-202 requires juvenile courts to retain jurisdiction over a juvenile who is at least 17 years old and who has been adjudicated delinquent, until the person reaches 19 years old. This requires the court to order continued services until the juvenile reaches 19 years old or services are terminated by the court. Content represents population as of the last day of the month, highlighting our Extended Jurisdiction (EJ) youth.



## LENGTH OF STAY

Since July 1, 2020 (FY 2021), AZDJC released 17 youth from its population, who served an average of 9.2 months.

CATEGORY	6 MONTHS OR LESS	6 TO 12 MONTHS	12 MONTHS OR GREATER
Released to Parole	0	5	1
Aged Out (18-19)	4	4	2
Transfer to Adult	0	1	0
ICE Discharge	0	0	0
Recalled by Court	0	0	0
<b>TOTAL</b>	<b>4</b>	<b>10</b>	<b>3</b>

## RECIDIVISM RATES

Represents youth identified by the year they were released, who returned to custody with AZDJC or ADC following their release from Secure Care.

LENGTH OF FOLLOW-UP	NEW OFFENSES & TECHNICAL VIOLATIONS	NEW OFFENSES	SEXUAL OFFENSES
2017 Releases (12 Months)	34.6%	23.4%	0.0%
2016 Releases (24 Months)	42.0%	29.5%	1.9%
2015 Releases (36 Months)	49.8%	41.7%	0.0%

## RESTORATIVE JUSTICE

Represents services provided to victims and restitution collected from youth. As of July 31, 2020, 53 (24.2%) victims are registered.

CATEGORY	THIS MONTH	FY 21 (YTD)
Victims Registered	0	53
Victim Notifications	22	22
Victim Notification of Release	3	3
Victim Services Provided	158	158
Victim Restitution Collected	\$792.00	\$792.00

ARIZONA DEPARTMENT OF JUVENILE CORRECTIONS

# JUST THE FACTS

Our Vision is to be a nationally recognized leader that advances public safety through the rehabilitation of seriously delinquent youth.

## JULY 2020

DOUGLAS A. DUCEY  
GOVERNOR

JEFF HOOD  
DIRECTOR

ARIZONA DEPARTMENT  
OF JUVENILE CORRECTIONS  
1624 West Adams Street  
Phoenix, Arizona 85007  
[www.azdjc.gov](http://www.azdjc.gov)

This publication provides preliminary data. Please refer to our online reports for the most current statistics. Thank you.

Published: August 10, 2020  
Revised: July 20, 2021

## AGENCY CENSUS

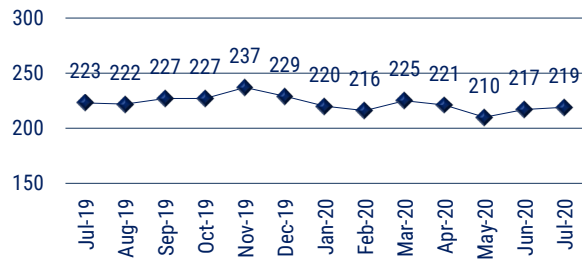
Population as of the last day of the month.

CATEGORY	MALE	FEMALE	TOTAL
Secure Care	202	17	219
Parole – Community Supervision	61	7	68
Parole – Interstate In	55	12	67
Parole – Interstate Out	0	0	0
Parole – Abscond/Warrant Status	7	1	8
Probation – Interstate Out	37	16	53
<b>TOTAL</b>	<b>362</b>	<b>53</b>	<b>415</b>

AZDJC currently supervises 17 extended jurisdiction youth. All 17 youth are in Secure Care (15 male / 2 female). Dually involved (Department of Child Safety) youth represent 46 (16%) of our Secure Care and Parole (Community Supervision, Interstate Out and Abscond) populations.

## SECURE CARE POPULATION TREND

Content represents a thirteen-month population trend as of the last day of the month. Data reflects a 1.8% decrease since July 31, 2019.



## SECURE CARE POPULATION DETAIL

Population admissions and releases during the month.

POPULATION AS OF JUNE 30, 2020			
			<b>217</b>
ADMISSIONS	MALE	FEMALE	TOTAL
New Commitment	11	2	13
Parole Violator	5	0	5
Re-Commitment	1	0	1
<b>TOTAL</b>	<b>17</b>	<b>2</b>	<b>19</b>
RELEASES	MALE	FEMALE	TOTAL
Released to Parole	6	0	6
Aged Out (18-19)	9	1	10
Transfer to Adult	1	0	1
ICE Discharge	0	0	0
Recalled by Court	0	0	0
<b>TOTAL</b>	<b>16</b>	<b>1</b>	<b>17</b>
POPULATION AS OF JULY 31, 2020			
			<b>219</b>

## AGENCY RISK LEVELS

Population risk to recidivate based upon the Arizona Juvenile Assessment System (AZYAS) Assessment Tool as of the last day of the month.

CATEGORY	SECURE CARE <sup>(1)</sup>		PAROLE <sup>(2)</sup>	
Low Risk	34	15.5%	6	9.8%
Medium Risk	84	38.4%	36	59.0%
High Risk	101	46.1%	19	31.1%
<b>TOTAL</b>	<b>219</b>	<b>100%</b>	<b>61</b>	<b>100%</b>

<sup>1</sup> All youth in Secure Care had been assessed at the time of this report.

<sup>2</sup> Parole includes Community Supervision, Interstate Out and Abscond

## AGENCY PRIOR REFERRALS

The number of times a youth was involved in the juvenile justice system prior to commitment to AZDJC as of the last day of the month.

CATEGORY	SECURE CARE	PAROLE
1 to 3 Referrals	25	4
4 to 6 Referrals	30	14
7 to 9 Referrals	49	12
10 to 12 Referrals	44	11
13 or More Referrals	71	20
<b>TOTAL</b>	<b>219</b>	<b>61</b>

## AGENCY PRIOR ADJUDICATIONS

The number of times a youth was adjudicated delinquent prior to commitment to AZDJC as of the last day of the month.

CATEGORY	SECURE CARE	PAROLE
1 Adjudication	25	4
2 to 3 Adjudications	30	14
4 to 5 Adjudications	49	12
6 to 7 Adjudications	44	11
8 or More Adjudications	71	20
<b>TOTAL</b>	<b>219</b>	<b>61</b>

## AGENCY PRIOR COMMITMENT OFFENSES

The most serious offense committed by the youth prior to commitment to AZDJC as of the last day of the month.

CATEGORY	SECURE CARE	PAROLE
Weapon Offenses	18	4
Public Order Offenses	23	12
Property Offenses	58	19
Other Offenses	22	7
Non-Delinquent Offenses	0	0
Drug Offenses	28	6
Crimes Against Persons	70	13
<b>TOTAL</b>	<b>219</b>	<b>61</b>

## CLINICAL SERVICES

During the intake assessment, we identify and prescribe treatment to address criminogenic and non-criminogenic factors. Content represents the minimum treatment duration and number of youth prescribe treatment as of the last day of the month. Youth may be enrolled in more than one program.

CATEGORY	DURATION	YOUTH
Dialectical Behavior Therapy	6 Months	219
Seven Challenges	6 Months	134
Aggression Replacement Therapy	10 Weeks	171
Stages of Accomplishment <sup>(1)</sup>	6 Months	16
Sex Trafficking Awareness & Recovery <sup>(2)</sup>	11 Weeks	3

<sup>1</sup> Stages of Accomplishment – Individual formalized treatment.

<sup>2</sup> Sex Trafficking Awareness & Recovery – Prescribed for female youth only.

## EDUCATION SERVICES

Number of youth enrolled in all school programs as of the last day of the month. Youth may be enrolled in more than one program.

CATEGORY	SECURE CARE
Enrolled in School	202
Out to Court / Detention – Not Enrolled in School	17
Enrolled in Career Technical Education	71
Enrolled in IDEA / Section 504 (Special Education)	55
GED Certificates Awarded (FY 2021)	0
High School Diplomas Awarded (FY 2021)	1

## EDUCATION SERVICES WHILE ON PAROLE

Number of youth enrolled in school or work activities while on Parole as of the last day of the month. Youth may be enrolled in more than one program.

CATEGORY	PAROLE
Enrolled in School	23
GED Preparation	2
Post-Secondary School	0
Vocational Training	2
Employment	12

## HEALTH SERVICES

Number of health-related services provided to youth throughout the month.

CATEGORY	SECURE CARE
Hospital Admissions	1
Intake Medical / Dental Screenings	30
Medical Provider Visits	212
Dental Provider Visits	97
Nursing Contacts*	1,462
Mental Health (Psychiatric) Provider Visits	73

\*Contact includes sick calls, blood work, treatment and screenings.